

गति-गुणवत्ता-किफायत
SPEED-QUALITY-ECONOMY



Annexure-II



क्षेत्रीय कार्यालय :
Regional Office :
केन्द्रीय भण्डारण निगम
Central Warehousing Corporation
(भारत सरकार का उपक्रम)
(A Government of India undertaking)

CWC/RO-DLI/Tariff-IGI-Palam/2011-12/2382

7th October, 2011

Airports Economic Regulatory Authority of India,
Safdarjung Airport,
New Delhi

Sub:- Submission of Multi Year Tariff Plan (MYTP) of Central Warehouse, ABW, IGI Airport, New Delhi.


Ref:- AERA /20019/CGF-G/2010-11/Vol-II Dated 21st Feb, 2011.

Sir,

Please find enclosed herewith tariff plan (two copies) of Central Warehouse, ABW, IGI Airport, New Delhi as per guidelines of MYTP. This unit of Central Warehousing Corporation is a small unit dealing with custody of detained, mishandled, confiscated and unaccompanied baggages under agreement for management of Warehouse with Indian Customs since 2001 as a custodian.

Tariff Plan has been prepared on the basis of volume of the unit and guidelines of AERA.

Hope it will be in order.



Yours faithfully,

For Regional Manager

Encl:- As above/soft copy.



CENTRAL WAREHOUSING CORPORATION

(A Govt. of India Undertaking)

REGIONAL OFFICE

**Core-3, 1st Floor, SCOPE Minar,
Laxmi Nagar Distt. Centre, Delhi-110092.
Ph: 22444334, 22444344**


**SUBMISSION OF MULTI YEAR TARIFF PLAN (MYTP)
OF CENTRAL WAREHOUSE, ABW, IGI AIRPORT, NEW
DELHI TO THE AIRPORTS ECONOMIC REGULATORY
AUTHORITY OF INDIA (AERA).**



गति-गुणवत्ता-किफायत
SPEED-QUALITY-ECONOMY

केन्द्रीय भण्डारण निगम
(भारत सरकार का उपक्रम)

CENTRAL WAREHOUSING CORPORATION
(A Government of India undertaking)



Form A

**Before the Airports Economic Regulatory Authority of India
At New Delhi**

Submission of Proposal for determination of Annual Tariff for and on Behalf of ;

M/s Central Warehousing Corporation
Regional Office, Delhi
Scop Minar, Core 3, First Floor,
Distt. Centre, Laxmi Nagar
New Delhi-110 092

I, Sher Jagjit Singh aged 56, resident of D-98, Sector-36, Noida, UP acting in my official capacity as Regional Manager in M/s Central Warehousing Corporation having its Registered Office at 4/1 Siri Institutional Area, Hauz Khas, New Delhi-110 016 do hereby state and affirm as under that;

1. That I am duly authorized to act for and on behalf of M/s Central Warehousing Corporation in the matter of making this submission before the Airports Economic Regulatory Authority of India, New Delhi (the Authority);
2. I am competent to make this submission before the authority;
3. I am making this submission which in my official capacity and the facts stated herein are based on official records;
4. The contents of this submission which include inter alia (i) Business plan, (ii) Information relating to the Regulatory Building Blocks, (iii) Competition Assessment; (iv) Historical and forecasted Volume and (iv) Historical Revenue, are correct and true to my knowledge and belief and nothing material has been concealed there from;


Regional Manager
Place- New Delhi
Date-19-03-2012

Form F1(a) Historical and Proposed Aggregate Revenue Requirement (ref: Section A1. 2 of Appendix I)

(Amount in Rs)

Sl.No.	Aggregate Revenue Requirement	Financial Year before Tariff Yr	Tariff Year1	Tariff Year2	Tariff Year3	Tariff Year4	Tariff Year5
1	Aggregate Revenue Requirement						
	RAB for Calculating ARR	398188.5	244271.5	189172	234685.5	281185	336965
	FROR (IRR)	12%	12%	12%	12%	12%	12%
	RAB*IRR	47,783	29,313	22,701	28,162	33,742	40,436
	Depreciation	153827	154007	31192	42781	54220	84220
	Operation & Maintenance Exp.	16596582	18256475	20100290	22413025	24934057	27220964
	Tax	0	0	0	0	0	0
	Revenues from other services	0	0	0	0	0	0
	ARR	16798191.62	18439795	20154183	22483968	25022019	27345620


CWC

[Signature]

[Signature]

Form1(b)-Competition Assesment (ref: Section AL3 of Appendix1)	
SI.No.	Details of competitive facilities
1	Celebi Delhi Caro Mangement India Pvt. Ltd.
2	Delhi Cargo Service Centre Pvt. Ltd.

CWC






Form F2: Historical and Projected Balance Sheet(ref: Section AL 4 of Appendix I)


Sl. No.	Particulars	2010-11	2011-12	2012-13	2013-14	2014-15	2015-16	2016-17	2017-18	2018-19	2019-20	2020-21
1	SOURCES OF FUNDS											
	A) Shareholder's Funds											
	a) Share Capital											
	b) Share Application Money											
	c) Reserves and Surplus											
	...											
	B) Loan Funds (RO Delhi)	-74.76	-77.56	-84.17	-94.90	-104.03	-108.82	-118.44	-123.02	-132.00	-141.28	-169.21
	a) Secured Loans	0	0	0		0	0	0	0	0	0	0
	b) Unsecured Loans	0	0	0	0	0	0	0	0	0	0	0
	...	0	0	0	0	0	0	0	0	0	0	0
	C) Capital Grants	0	0	0	0	0	0	0	0	0	0	0
	...		0	0	0	0	0	0	0	0	0	0
	D) Deferred Tax Liability	0	0	0	0	0	0	0	0	0	0	0
	...					0	0	0	0	0	0	0
	TOTAL SOURCES OF FUNDS	-74.76	-77.56	-84.17	-94.90	-104.03	-108.82	-118.44	-123.02	-132.00	-141.28	-169.21
2	APPLICATION OF FUNDS											
	A) Fixed Assets											
	a) Gross Block (Net of assets)	16.79	17.54	17.54	17.54	18.54	20.04	20.04	20.04	20.04	20.04	20.04
	b) Less: Accumulated Depreciation	10.93	11.03	11.2	11.34	11.45	11.72	12.08	12.46	12.78	13.05	13.27
	c) Net Block	5.86	6.51	6.34	6.2	7.09	8.32	7.96	7.58	7.26	6.99	6.77
	d) Capital Work in Progress	0	0	0	0	0	0	0	0		0	0
	...		0	0	0	0	0	0	0	0	0	0
	B) Investments	0	0	0	0	0		0	0	0	0	0
	C) Deferred Tax Assets	0	0	0	0	0	0	0	0	0	0	0
	D) Current Assets, Loans and Advances	0	0	0	0	0	0	0	0	0	0	0
	a) Sundry Debtors	0	0	0	0	0		0	0	0	0	0
	b) Cash and Bank Balances	0.17	0.18	0.21	0.23	0.25	0.27	0.3	0.33	0.36	0.4	0.44
	c) Inventories	0	0		0	0	0	0	0	0	0	0
	d) Other Current Assets	0	0	0	0	0	0	0	0	0	0	0
	e) Loans and Advances	0	0		0	0	0	0	0	0	0	0
	Loss for the Year	-70.81	-73.26	-78.64	-87.04	-95.75	-100.33	-108.01	-111.77	-118.54	-125.48	-150.92
	Provisions:											
	a) Liabilities											
	b) Provisions	9.98	10.98	12.08	14.29	15.62	17.08	18.69	19.16	21.08	23.19	25.5
	...											
	Net Current Assets	0	0	0	0	0	0	0	0	0	0	
	TOTAL APPLICATION OF FUNDS	-74.76	-77.56	-84.17	-94.90	-104.03	-108.82	-118.44	-123.02	-132.00	-141.28	-169.21

CWC

Form F3: Historical and Projected Profit and Loss account (ref: Section AL 4 of Appendix I)

I.No.	Particulars	2010-11	2011-12	2012-13	2013-14	2014-15	2015-16	2016-17	2017-18	2018-19	2019-20	2020-21
1	Revenue	95.25	109.4	122.53	137.23	153.7	172.15	192.8	215.94	241.85	270.87	285
	Revenues from Regulated Services	95.25	109.4	122.53	137.23	153.7	172.15	192.8	215.94	241.85	270.87	285
	Revenues from other than Regulated Services	0	0	0	0	0	0	0	0	0	0	0
2	Operating expenditure	10.52	11.58	12.73	14	16.45	15.4	18.27	16.94	18.64	20.5	22.55
	Payroll Costs	138.99	152.88	168.27	188.13	208.79	230.31	253.02	278.32	306.15	336.77	370.45
	Administrative and General Costs	16.46	18.1	20	22	24.1	26.5	29.16	32.07	35.28	38.81	42.7
	Utilities and outsourcing Costs	0	0	0	0	0	0	0	0	0	0	0
	Concession Fees	0	0	0	0	0	0	0	0	0	0	0
	Repair and Maintenance Costs	0	0	0	0	0	0	0	0	0	0	0
3	EBIDT	-70.72	-73.16	-78.47	-86.90	-95.64	-100.06	-107.65	-111.39	-118.22	-125.21	-150.70
	Depreciation and Amortisation	0.09	0.1	0.17	0.14	0.11	0.27	0.36	0.38	0.32	0.27	0.22
4	Earning before interest and taxation (EBIT)	-70.81	-73.26	-78.64	-87.04	-95.75	-100.33	-108.01	-111.77	-118.54	-125.48	-150.92
	Total interest and finance charges	0	0	0	0	0	0	0	0	0	0	0
5	Profit/Loss before tax	-70.81	-73.26	-78.64	-87.04	-95.75	-100.33	-108.01	-111.77	-118.54	-125.48	-150.92
	Provision for taxation	0	0	0	0	0	0	0	0	0	0	0
6	Profit/Loss after taxation	-70.81	-73.26	-78.64	-87.04	-95.75	-100.33	-108.01	-111.77	-118.54	-125.48	-150.92
	Balance Carried to Balance Sheet	-70.81	-73.26	-78.64	-87.04	-95.75	-100.33	-108.01	-111.77	-118.54	-125.48	-150.92


CWC



Form F4: Historical and Projected Cash Flow Statement (ref: Section AL 4 of Appendix I)

Sl. No.	Particulars	2010-11	2011-12	2012-13	2013-14	2014-15	2015-16
1	Cash flow from operating activities						
	Net Profit before taxation						
	Adjustment for:						
	Depreciation and Amortisation						
	Loss/(Profit) on sale of assets(net)						
	Interest Income						
	Provisions-Additions(Write back) Net						
	Operating Profit before working capital changes						
	Adjustment for:		NOT				
	Decrease(increase) in Trade Receivables		APPLI				
	Decrease(increase) in inventory		CABLE				
	Loans and Advances						
	(Decrease)/increase in Sundry Creditors						
	Cash generated from operation						
	Net Cash Flow from Operating Activities						
2	Cashflow from investing activities						
	Detail of cashflow from investing activity*1						
	Detail of cashflow from investing activity*2						
3	Cashflow from financing activities						
	Detail of cashflow from financing activity*1						
	Detail of cashflow from financing activity*2						
4	Net changes in cash and cash equivalents						
5	cash and cash equivalents at the beginning of the period						
6	cash and cash equivalents at the end of the period						

CWC

Form F5 : Cost of Equity and Post Tax FroR Forecast (Ref : Section A1.s of Appendix I)

	Tariff Year 1			Tariff Year 2			Tariff Year 3			Tariff Year 4		
	Low	High	Point Estimate	Low	High	Point Estimate	Low	High	Point Estimate	Low	High	Point Estimate
Comparing												
Pre-tax cost of debt												
Risk-free rate												
Equity-risk premium	NOT APPLICABLE											
Beta												
Post Tax cost of equity												
Post - Tax FroR												

As the Central Warehousing Corporation have no debt and the equity so FROR could not be calculate. For the purpose of calculating the ARR Internal Rate of Return (12%) has been taken for consideration.

Signature

Signature
CWC



From F6 (a): Loan Master (ref: Section A1s of AppendixI)

Provide details of all debts (all types of debt instruments)

Particulars	Last available audited years	Financial years before Tariff Year 1	Tariff Year 1	Tariff Year 2	Tariff Year 3	Tariff Year 4	Tariff Year 5
Secured loan							
Repayments during the year							
Interest payments during the year	(Not Applicable)						
Outstanding at the end of the year							
Unsecured Loan	As the CWC have no debt						
Repayments during the year							
Interest payments during the year							
Outstanding at the end of the year							

For every loan (actual/ proposed, secured/ unsecured) the following information should also be provided/ indicated

1	Particulars
2	Source
3	Type of Loan (PS/WC)
4	If PS, then indicate the project/Appportionment to a project
5	Total loan amount sanctioned
6	Loan tenure
7	Interest type (fixed/floating)
8	If fixed interest, rate of interest %
9	Base Rate, if Floating interest
10	Margin, if floating interest
11	Are there any Caps/floor?
12	If above is yes, specify caps, floor
13	Moratorium period
14	Moratorium effective from
15	Repayment period
16	Repayment start date
17	Repayment frequency
18	Arrangement Fees
19	Outstanding Loan
20	Other terms


CWC


Form F6(b) Summary Statement of Interest and Finance Charges

Sl.No	Particulars	Last available audited year	Financial year before Tariff year 1	Tariff Year 1	Tariff Year 2	Tariff Year 3	Tariff Year 4	Tariff Year 5
A	1	Interest charges on Govt. Loans, Bonds and Advances						
		Government Loans						
		Bonds						
		Foreign Currency Loans/Credits						
		Debentures						
							
		Total						
	2	Interest on Long Term Loans/Credits from the firms/banks/organisation approved by the Government	NOT APPLICABLE					
		Secured						
							
		Unsecured						
							
		Total						
		Total=1+2						
B		Cost of raising Finance & Bank Charges on project loans						
C		Grand Total of Interest & Finance Charges A+ B						
D		Less Interest & finance Charges Capitalised						
E		Net Total of Interest and Finance Charges on Project related Loans						
F		Interest on Working Capital Loans						
G		Other Interest Charges (Provided head-wise details)						
		Total Interest and Finance charges chargeable to P&L accounts (E+F+G)						

CWC

Form 6 (c) Contribution Grants and Subsidies Master

NOT APPLICABLE

Contributions																							
Particulars	Source	Total Amount	Last available audited year			Financial Year before Tariff Year			Tariff Year 1			Tariff Year 2			Tariff Year 3			Tariff Year 4			Tariff Year 5		
			OB	ADD.	CB	OB	ADD.	CB	OB	ADD.	CB	OB	ADD.	CB	OB	ADD.	CB	OB	ADD.	CB	OB	ADD.	CB

Particulars	Source	Total Amount	Last available audited year			Financial Year before Tariff Year			Tariff Year 1			Tariff Year 2			Tariff Year 3			Tariff Year 4			Tariff Year 5		
			OB	ADD.	CB	OB	ADD.	CB	OB	ADD.	CB	OB	ADD.	CB	OB	ADD.	CB	OB	ADD.	CB	OB	ADD.	CB

NOT APPLICABLE

Particulars	Source	Total Amount	Last available audited year			Financial Year before Tariff Year			Tariff Year 1			Tariff Year 2			Tariff Year 3			Tariff Year 4			Tariff Year 5		
			OB	ADD.	CB	OB	ADD.	CB	OB	ADD.	CB	OB	ADD.	CB	OB	ADD.	CB	OB	ADD.	CB	OB	ADD.	CB

Legend	
	Opening Balance for the
ADD.	Additions during the year
	Closing Balance for the year

Projected values to be provided

Information for last financial year for which accounts are available


CWC



Form F7: Format for identifying Initial Regulatory Asset Base (ref: Section A1 s of Appendix I)

Fixed Asset already commissioned as on													
Sr.No	Asset Name	Asset Type	Description of the Asset	Commission Date	Useful Life	Original Cost of Asset	Accu. Dep	2010-11	Tariff Yr1	Tariff Yr2	Tariff Yr3	Tariff Yr4	Tariff Yr5
1	UPS	Computer		30.06.2004	5	10,400	10,398	0	0	0	0	0	0
2	Printer			30.05.2008	5	9,568	3,827	1,913	1913	1913	0	0	0
3	UPS			18.11.2008	5	2,490	996	498	498	498	0	0	0
4	LaserJet Printer			05.09.2009	5	6,575	1,315	1,315	1315	1315	1315	0	0
5	Monitor			05.10.2009	5	7,875	1,575	1,575	1575	1575	1575	0	0
6	UPS 600 V			30.10.2009	5	1,800	720	360	360	360	0	0	0
7	Cost of Installation of softwares, Monitors, Printers, UPS, Terminals			2003-04	10	1,376,554	963,585	137,655	137655	0	0	0	0
8	First Aid Box				5	513	1	0	0	0	0	0	0
9	Padestal Fan			24.06.2008	10	1,790	357		180	180	180	180	180
10	LG Refrigerator			24.04.2008	8	8,300	2,080	1,040	1040	1,040	1040	1,040	1040
11	Baweja Electric			23.08.2010	5	900	180	180	180	180	180		0
12	Water Dispenser			2001-02	5	8,500	8,500	0	0	0	0	0	0
13	U.V.Lamp			2001-02	5	2,250	2,250	0	0	0	0	0	0
14	Hot Case			2001-02	5	1,350	1,350	0	0	0	0	0	0
15	Hot Case			31.03.2008	5	800	320	160	160	0	0		0
16	Mobile Phone Nokia			2001-02	2	10,210	10,209	0	0	0	0	0	0
17	Cash Sheet			2000-01	10	60,010	60,009	0	0	0	0	0	0
18	Godrej Cash box			2001-02	10	3,472	3,471	0	0	0	0	0	0
19	ID Caller Phone			2001-02	5	1,250	1,249	0	0	0	0	0	0
20	Home Tell Hutch			2004-05	5	975	974	0	0	0	0	0	0
21	Nokia Cell Phone			25.07.2005	5	3,740	3,739	0	0	0	0	0	0
22	Fax Machine			12.05.2008	5	18,200	7,280	3,640	3640	3,640	0	0	0
23	Mobile			27.11.2009	2	4,000	3,999	0	0	0	0	0	0
24	Weighing Scale			2010	5	26,175	5,235	5,235	5235	5,235	5235	0	0
25	Personal Scale			2010	5	490	98	98	98	98	98	0	0
26	Trunk			2010	5	790	158	158	158	158	158	0	0
	Total					1,568,977	1093875	153827	154007	16192	9781	1220	1220

Initial RAB Valuation

Original Cost of Fixed Assets	1568977.00
Less Accumulated Depreciation	1093875.00
Initial RAB	475102.00

Depreciation

	Tariff yr2	Tariff yr 3	Tariff yr4	Tariff yr5
Installation	75000	90000	100000	150000
Useful life	5 Yrs	5	5 yrs	5yrs
Dep	15000	15000	15000	15000
		18000	18000	18000
			20000	20000
Dep on addition	15000	33000	53000	83000
Total Dep	31192	42781	54220	84220

Capex

[Signature]

[Signature]

Form F8 (a) format


Details of User Contributions for Sheets

Sl No	Contribution name	Asset Name	Extent of User Contribution approved for the project	Year of approval	Tenure for User Contribution	Actual Accumulated Collection till beginning of previous year	Accumulated Collection estimated till the beginning of first tariff year	Total Collection proposal in Tariff Year 1	Total Collection proposal in Tariff Year 2	Total Collection proposal in Tariff Year 3	Total Collection proposal in Tariff Year 4	Total Collection proposal in Tariff Year 5
1	Grand	Asset-A										
2		Asset-B										
3												
4	Development Fee	Asset -C										
5												

NOT APPLICABLE

* Project values to be provided
Field indicative only




CWC

Form F8(b): Format for providing proposed exclusions from RAB(ref: Section Als of appendix I)

Details of Proposed Excluded Assets from RAB

S.N	Asset Name	Book Value	Accumulated Depreciation	Justifications for exclusion	Any land associated with asset	If yes,Details of land
1	Asset A					
2	Asset B					
3						
4		NOT APPLICABLE				
5						


CWC



Form F9: Formats for Forecast and Actual Forward RAB(ref: Section Als of Appendix I)

		Last available audited year	Fin. Year Before Tariff yr 1	Forecast for the Control Period				
				Tariff Year 1	Tariff Year 2	Tariff Year 3	Tariff Year 4	Tariff Year 5
	Opening RAB		475102	321275	167268	211076	258295	304075
	Building		0	0	0	0	0	0
	Plant & Machinery		0	0	0	0	0	0
	Electrical Installation		0	0	0	0	0	0
	Furniture and Fittings		0	0	0	0	0	0
	Additions- WIP Capitalisation		0	0	0	0	0	0
	Building		0	0	0	0	0	0
	Plant & Machinery		0	0	0	0	0	0
	Electrical Installation		0	0	75000	90000	100000	150000
	Furniture and Fittings		0	0	0	0	0	0
	Disposals/Transfer		0	0	0	0	0	0
	Building		0	0	0	0	0	0
	Plant & Machinery		0	0	0	0	0	0
	Electrical Installation		0	0	0	0	0	0
	Furniture and Fittings		0	0	0	0	0	0
D	Depreciation Charge		153827	154007	31192	42781	54220	84220
	Building		0	0	0	0	0	0
	Plant & Machinery		0	0	0	0	0	0
	Electrical Installation		0	0	0	0	0	0
	Furniture and Fittings		0	0	0	0	0	0
E	Closing RAB (A+B-C-D)		321275	167268	211076	258295	304075	369855
	Building		0	0	0	0	0	0
	Plant & Machinery		0	0	0	0	0	0
	Electrical Installation		0	0	0	0	0	0
	Furniture and Fittings		0	0	0	0	0	0
F	Average RAB for ARR		398189	244272	189172	234686	281185	336965

* Projected values to be provided

* Fields in Italics are Indicative only

* Information for last financial year for which audited accounts are available


CWC

Form F10 (a): Capital Projects Completed before current Review for Roll-Forward of RAB(ref:Section AIs of Appendix I)

Project Details				Projected Capital Expenditure																			
S.N	Project Name	Project Type	Comn. Date	Tariff Year 1				Tariff Year 2				Tariff Year 3				Tariff Year 4				Tariff Year 5			
				Capex	Com	Cdate	WIP	Capex	Com	Cdate	WIP	Capex	Com	Cdate	WIP	Capex	Com	Cdate	WIP	Capex	Com	Cdate	WIP
1	Project 1	Buildings																					
2	Project 2	Vehicles																					
3	Project 3	P & M	NOT APPLICABLE																				
4	Project 4	F & F																					

Project Details				Actual Capital Expenditure																			
	Project Name	Project Type	Comn. Date																				
1	Project 1	Buildings		Tariff Year 1				Tariff Year 2				Tariff Year 3				Tariff Year 4				Tariff Year 5			
2	Project 2	Vehicles		Capex	Com	Cdate	WIP	Capex	Com	Cdate	WIP	Capex	Com	Cdate	WIP	Capex	Com	Cdate	WIP	Capex	Com	Cdate	WIP
3	Project 3	P & M																					
4	Project 4	F & F																					

Legend	
Project name	Project Name should be a unique name or a primary key assigned to a capex project
Project Type	Type of the project and the used class to which the capex project belongs
Comn. Date	Date on which the capital project was commenced
Capex	Year-wise Capex incurred on the project excluding any capital receipts like grants,user contributions etc
WIP	Work-in-progress at the end of every Tariff Year
Com	Commissioning in a particular Tariff Year
Cdate	Date of commissioning in a particular Tariff Year


CWC



-124-


Notes: Information to be provided for 10 year period for all projects either spending into the period or starting during the period

project Details				Estimated WIP, Capex and Commissioning in each year																					
S.N	Project Name	Project Type	Comm. Date	Financial Year before Tariff Year1 *			Tariff year 1					Tariff Year2					Tariff Year 3								
				TCAPEX	TCOFIM	WIP	capex	Finaln	Com	cDate	WIP	capex	Finaln	Com	cDate	WIP	capex	Finaln	Com	cDate	WIP	capex	Finaln	Com	
1	Project1	Buildings																							
2	Project2	Vehicles		NOT APPLICABLE																					
3	Project3	PSM																							
4	Project4	F&F																							

Legend	
Project name	Project Name should be a unique name of a primary key assigned to a capex project
Project Type	Type of the project and the used class to which the capex project belongs
Comm. Date	Date on which the capital project was commenced
Capex	Year-wise Capex estimated to be incurred on the project excluding any capital receipts like grants, user contributions etc
WIP	Work-in-progress at the end of every Tariff Year
Com	Estimated commissioning in a particular Tariff Year
Cdate	Estimated date of commissioning in a particular Tariff Year
TCAPEX	Total Capex Incurred on the project till the end of previous Control Period excluding any capital receipts like grants, user contributions etc.
TCOMM	Total commissioning on the project till the end of previous Control Period
Finalw	Project-wise Financing allowance for the year

* Projected values to be printed

*Fields in values are indicative only



CWC

Form F10(c):Yearwise Capital Expenditure Financing Plan for next 10 years(ref: Section Als of Appendix 1)

Note- Information to be provided for 10 years period for all projects either spilling into the period or starting during the period

Project Details		Tariff Year 1				Tariff Year 2				Tariff Year 3				Tariff Year 10			
SN	Total Capex Planned	Internal Accrual	Equity infused	User Contribution	Total Debt	Internal Accrual	Equity infused	User Contribution	Total Debt	Internal Accrual	Equity infused	User Contribution	Total Debt	Internal Accrual	Equity infused	User Contribution	Total Debt
		NOT APPLICABLE															

Legend	
Total Capex	Total Capex Planned Indicates the total forecated capex for all assets during the next 10 years
Internal Accrual	Internal Accrual(from free reserves and surplus) in the year
Equity Infused	Equity Infusion Planned during the year
User Contribution	Representing Development Fees/User Contribution/Capital Grants/Subsidies etc.planned during the capital project
Total-Debt	Total Debt planned for funding capex during the year





CWC

Form F10(d): Summary Statement of Expenses Capitalised (ref: Section AIs of Appensix 1)

Sl. No.	Particulars	Lost available audited years	Financial Year before Tariff Year	Tariff Year 1	Tariff Year 2	Tariff Year 3	Tariff Year 4	Tariff Year 5	
A	Interest and Finance Charges Capitalised								
B	Cost of raising finance & Bank Charges								
C	Other Expenses Capitalised								
	Employee Expenses		NOT APPLICABLE						
	Administrative and General Expenses								
	Utilities and outsourcing Expenses								
	Any Other expense being capitalised								
D	Total Expenses Being Capitalised(A+B+C)								

Printed values to be provided Information for last financial year for which audited accounts are available
*Information for last financial year for which audited accounts are available


CWC

FORM F10(e) Additional Capital Projects Summary (Ref. Section AIs of AppendixI)						
Forecast WIP Assets						
		Tariff Year 1	Tariff Year 2	Tariff Year 3	Tariff Year 4	Tariff Year 5
E	Opening WIP Assets					
	Building					
	Plant & Machinery					
	Electrical Installation					
	Furniture and Fittings					
F	Additions- New WIP					
	Building					
	Plant & Machinery	NOT APPLICABLE				
	Electrical Installation					
	Furniture and Fittings					
G	WIP Capitalization					
	Building					
	Plant & Machinery					
	Electrical Installation					
	Furniture and Fittings					
H	Closing WIP Assets					
	Building					
	Plant & Machinery					
	Electrical Installation					
	Furniture and Fittings					

[Signature]

[Signature]


FORM F11 (a) - Employee Strength (ref: Section A1.5 of Appendix 1)

S.N.	Particulars - with detail	Last available audited year*	Financial Year before Tariff Year I*	Tariff Year 1	Tariff Year 2	Tariff Year 3	Tariff Year 4	Tariff Year 5
A	Department-wise Full time employees							
	Department 1	3	3	3	5	5	5	5
	Department 2	6	6	6	6	6	6	6
	Department 3	6	6	6	6	6	6	6
	Department 4	4	4	6	6	8	10	12
	Part time/ Contractua							
B	Department 1							
	Department 2							
	Department 3							
	Department 4							
	Total	19	19	21	23	25	27	29

* Projected values to be provided

* fields in italics are indicative only

* Information for last financial year for which audited accounts are available




CWC


FORM F11 (b) - Pavroll Related Expenditure and Provisions (ref: Section A1.5 of Appendix 1)

S.N.	Particulars - with detailed breakup	Last available audited year*	Financial Year before Tariff Year I*	Tariff Year. 1	Tariff Year 2	Tariff Year 3	Tariff Year 4	Tariff Year 5
A	Salaries and wages	12547177	13801895	15182085	16800300	18540322	20407354	224080
B	PF Contributions	976616	1074280	1181705	1399875	1600000	1800000	20000
C	Medical Expenses	343611	378000	415770	557350	673080	753390	8087
D	Overtime							
E	Staff welfare Fund	31178	34300	47730	55500	65655	70220	852
F							
1	Grand Total	13898582	15288475	16827290	18813025	20879057	23030964	253020
2	Employee expenses capitalised	0	0	0	0	0	0	
3	Net Employee expenses (1) (2)		15288475	16827290	18813025	20879057	23030964	253020

* Projected values to be provided

* fields in italics are indicative only

* Information for last financial year for which audited accounts are available



CWC

FORM F11© Administration & General Expenditure (Ref. Section A1 5 of Appendix 1)

S.N.	Particulars - with detailed breakup	Last year audited year*	Financial Year before Tariff Year 1*	Tariff Year 1	Tariff year 2	Tariff year 3	Tariff year 4	Tariff year 5
A	Administration Charges							
	Director's Sitting Fees	0						
	rates and Taxes	0						
	Lease / Rent	584659	643125	707438	778182	856000	941600	1035760
	rates and Taxes	0	0	0	0	0	0	0
	Communication expenses							
	Traveling and Conveyance	10394	11433	12575	13835	152120	16740	18415
	Advertisement	0	0	0	0	0	0	0
	Office Maintenance							
	Printing and Stationery	13016	14320	15750	17325	19055	20960	23056
	Allocated Overhead Expenses (provide details)	0	0	0	0	0	0	0
B	Legal Charges/ Auditor's Fees	0	0	0	0	0	0	0
	Auditor's Fees	0	0	0	0	0	0	0
	Legal Charges	0	0	0	0	0	0	0
		0	0					
C	Consultancy Advisory Expenses	0	0	0	0	0	0	0
	Consultancy Charges	0	0	0	0	0	0	0
	Technical Fees	0	0	0	0	0	0	0
	Other Professional Charges	0	0	0	0	0	0	0
D	Other Charges	0	0	0	0	0	0	0
	Land Lease	0	0	0	0	0	0	0
	Insurance Costs	0		0	0	0	0	0
	During Construction period	0	0	0	0	0	0	0
	During Operation Period	0	0	0	0	0	0	0
	Event Management / Inauguration Expenses	0	0	0	0	0	0	
	Recruitment and / Training Charges	0	0	0	0	0	0	0
	Bank Charges	1116	1230	1350	1500	1630	1800	2000
	Miscellaneous Expenses	1242512	1366763	1503440	1653780	1819161	2001080	2201185
	Interest on short term loans	0	0	0	0	0	0	0
1	Grand Total	1851697	2036871	2240553	2464622	2847966	2982180	3280416
	Administration & General expenses capitalised	0						
	Total A&G expenses (E)-(F)	1851697	2036871	2240553	2464622	2847966	2982180	3280416

* Projected values to be provided

* Fields in italics are indicative only

* Information for last financial year for which audited accounts are available

CWC


FORM F11 (d) - Repair and Maintenance expenditure (ref: SECTION A1.5 OF APPENDIX I)

S.N.	Particulars - with detailed breakup	Last available audited year*	Financial Year before Tariff Year I*	Tariff Year 1	Tariff Year 2	Tariff Year 3	Tariff Year 4	Tariff Year 5
A	Building							
B	Plant and Machinery							
C	Electrical Installation		NOT APPLICABLE AS RENTED ACCMODATION					
D	Furniture and Fittings							
E							
1	Grand Total							

* Projected values to be provided

* fields in italics are indicative only

* Information for last financial year for which audited accounts are available



CWC

FORM F11(e) UTILITIES AND OUTSOURCING EXPENDITURE (ref. SECTION A1.5 OF APPENDIX II)

S. No.	Particulars - with detailed breakup	Last year audited year*	Financial Year before Tariff Year 1*	Tariff Year1	Tariff year 2	Tariff year 3	Tariff year 4	Tariff year
A	Utilities Costs							
	Power Charges							
	unit consumed		NO POWER CHARGES AND WATER CHARGES AS THESE ARE					
	effective unit rate		INCLUDED IN RENT.					
	power cost							
	water Charges							
	unit consumed							
	effective unit rate							
	water cost							
	other - Mention all the applicable heads							
B	Department wise Outsourcing Costs							
	Airfield Service & Facilities							
	Terminals							
	Maintenance							
	Cleaning							
1	Grand Total							
2	Utilities and Outsourcing expenses capitalised							
3	Net Utilities and outsourcing expenses (1)-(2)							

CWC

FORM F11 (f)- OTHER OUTFLOWS (ref: SECTION A1.5 OF APPENDIX I)

S.N.	Particulars	Last available audited years	Financial Year before Tariff Years*	Tariff Year 1	Tariff Year 2	Tariff Year 3	Tariff Year 4	Tariff Year 5
A							
B							
C		NOT APPLICABLE					
1	Grand Total							




CWC

Form F11 (g) Current Assets and Liabilities (ref: Section AL5 of Appendix I)								
Sl.No	Particulars	Last available audited year	Financial Year before Tariff Year 1	Tariff year 1	Tariff year 2	Tariff year 3	Tariff year 4	Tariff year 5
A	Current Assets, Loans and Advances							
	Sundry Debtors							
	Inventories							
	Cash and Bank Balances	70728.00	77800	85580	94140	103552	113908	125300
	Loans and Advances							
	Others							
	TOTAL OF A	70728.00	77800	85580	94140	103552	113908	125300
B	Current Liabilities and Provisions							
I	Current Liabilities							
	Liabilities towards Suppliers							
							
II	Provisions	998450.00	1098300	1208125	1428937	1561830	1708014	1868815
							
	TOTAL OF 'B' (I+II)	998450.00	1098300.00	1208125.00	1428937.00	1561830.00	1708014.00	1868815.00
C	NET CURRENT ASSETS (=A-B)	-927722.00	-1020500.00	-1122545.00	-1334797.00	-1458278.00	-1594106.00	-1743515.00



Signature

Signature
CWC

Form F12 (a)-Historical and Projected Cargo Volumes in tonnes (ref: Section AL6 of Appendix I)


Year	Domestic								International								Forecast Error Correction band	
	Loaded				Unloaded				Loaded				Unloaded					
	General	Perishable	Vatuable	Other	General	Perishable	Vatuable	Other	General	Perishable	Vatuable	Other	General	Perishable	Vatuable	Other		
2003-04																		
2004-05																		
2005-06																		
2006-07																		
2007-08																		
2008-09																		
2009-10																		
2010-11																		
2011-12	NOT APPLICABLE AS WE ARE HANDLING MISHANDLED/ DETAINED BAGAGE THRU CUSTOM DEPARTMENT																	
2012-13																		
2013-14																		
2014-15																		
2015-16																		
2016-17																		
2017-18																		
2018-19																		
2019-20																		

Fields in italics are indicative only
Applicable for forecasted years only



CWC


Form F12 (b)-Historical Aircraft Movement (ref: Section A1.6 of Appendix I)		
Year	Domestic (Landing)	International (Landing)
2003-04		
2004-05		
2005-06		
2006-07		Not Applicable
2007-08		
2008-09		
2009-10		
2010-11		


Projected values to be provided


CWC

Form F12 (c); Projected Aircraft Movement (ref: Section AL6 of Appendix I)

Year	Domestic (Landing)			International (Landing)			Forecast Error Correction band
	Optimistic	Most Likely	Conservative	Optimistic	Most Likely	Conservative	
2011-12							
2012-13							
2013-14							
2014-15							
2015-16			NOT APPLICABLE				
2016-17							
2017-18							
2018-19							
2019-20							
2020-21							





CWC

-141-

Form F12 (d)-Historical and Projected fuel through put in kilolitres (ref:)			
Year	Domestic Flights	International Flights	Eorecast Error Correction Band
2003-04			
2004-05			
2005-06			
2006-07			
2007-08			
2008-09			
2009-10			
2010-11	NOT APPLICABLE		
2011-12			
2012-13			
2013-14			
2014-15			
2015-16			
2016-17			
2017-18			
2018-19			
2019-20			

Fields in italics are indicative c NOT APPLICABLE
Applicable for forecasted years only




CWC

Form F13 (a) Historical Tariff and Revenues from Regulated Services (ref: Section AL7 of Appendix I)

S.N.	Particulars	2003-04		2004-05		2005-06		2006-07		2007-08		2008-09		2009-10	
		Per Unit Tariff	Revenues	Per Unit Tariff	Revenues	Per Unit Tariff	Revenues	Per Unit Tariff	Revenues	Per Unit Tariff	Revenues	Per Unit Tariff	Revenues	Per Unit Tariff	Revenues
A	Revenues from Regulated Services		115.4		52.98		50.72		67.91		89.15		115.56		104
1	Tariff 1														
2	Tariff 2														
3	Tariff 3														
4															
	Total Revenues		115.4		52.98		50.72		67.91		89.15		115.56		104

Fields in itolics are Indicative only




CWC

Form F13 (b) Historical and Projected revenue from services other than Regulated Services (ref: Section AL7 of Appendix-I)

S.N.	Particulars	Last available audited year	Financial Year before Tariff Year 1	Tariff Year 1	Tariff Year 2	Tariff Year 3	Tariff Year 4	Tariff Year 5
A	Revenue from services other than Regulated Services							
1	Revenues from.....							
2	Revenues from.....							
3	Revenues from.....			NOT APPLICABLE				
B	Other Revenues							
1	Revenues from Interest Income							
	Revenues from Any Other							
2	Sources (Please Specify)							
	Total Revenues							

Projected values to be provided

Fields in Italics are indicated only

Information for last financial year for which audited accounts are available

CWC

[Signature]

Form F14 (a): Annual Tariff Proposal For Tariff Year t-Format for providing information on EMAY (ref:Section A1,8 of Appendix I)

S.N.	Particulars	For Tariff Year t
1	Yield per Unit	
2	Error Correction term (from year t-2)	Not Applicable
3	Estimated Maximum Allowed Yield (EMAY	



CWC

-145-


PART-I (from 01.04.2011 to 10.07.2011)

Form F14 (b) Annual Tariff Proposal for Tariff Year Format for providing information on Tariff (s) (ref: Section)

Tariff Heading	Condition of Tariff e.g Tariff per flight weight	Application Discount/Surcharges e.g Discount if paid within 15 days	Estimated units e.g Number of ATMs	Estimated Revenues Tariff Estimated Units for 2011-12 (Amount in Rs.)
General Cargo	Per Kg per day	Up to 7 days including two free day (excluding the date of landing)		1.50
		From 8th day up to 30th day		2.50
		From 31st day onwards		4.00
Valuable Cargo	Per Kg per day	Up to 7 days including two free day (excluding the date of landing)		5.00
		From 8th day up to 30th day		10.00
		From 31st day onwards		15.00

Note:

- 1 The passenger/Airlines will be liable to pay an amount of Rs. 5/- per kg. towards handling charges subject to minimum Rs. 150/- per bag for General Cargo; Rs. 300/- per bag for Valuable Cargo; and Rs. 500/- per bag for Commercial quantity of Gems, Jewellery and Precious Cargo.
- 2 For Interline Baggage Rs. 75/- per bag upto 12 hours at the time of arrival of flight till the time of departure of flight. After 12 hours, the Charges will be applicable as General Cargo i.e 150/- per handling
- 3 All bills to be rounded off to nearest five rupees. They weight to be rounded off to nearest kilogram.
- 4 Valuable cargo consists of Gold, Bullion, Currency Notes, Securities, Shares, Shares Coupons, Travellers Cheques, Diamonds, Jewellery and Watches made of Silver, Gold, Platinum etc.
- 5 These Rates are applicable to goods released on or after 01 Jan 2008.




Sher Jagjit Singh
(Regional Manager)


Form F14 (b) Annual Tariff Proposal for Tariff Year Format for providing information on Tariff (s) (ref: Section)

Tariff Heading	Condition of Tariff e.g Tariff per flight weight	Application Discount/Surcharges e.g Discount If paid within 15 days	Estimated units e.g Number of ATMs	Estimated Revenues Tariff Estimated Units for 2011-12 (Amount in Rs.)
General Cargo	Per Kg per day	Up to 7 days including two free day (excluding the date of landing)		2.00
		From 8th day up to 30th day		3.50
		From 31st day onwards		5.50
Valuable Cargo	Per Kg per day	Up to 7 days including two free day (excluding the date of landing)		7.00
		From 8th day up to 30th day		13.50
		From 31st day onwards		20.00

Note:

- 1 The passenger/Airlines will be liable to pay an amount of Rs. 5/- per kg. towards handling charges subject to minimum Rs. 200/- per bag for General Cargo; Rs. 500/- per bag for Valuable Cargo; and Rs. 1000/- per bag for Commercial quantity of Gems, Jewelry and Precious Cargo.
- 2 For Interline Baggage Rs. 100/- per bag upto 12 hours at the time of arrival of flight till the time of departure of flight. After 12 hours, the Charges will be applicable as General Cargo i.e 200/- per handling
- 3 All bills to be rounded off to nearest five rupees. They weight to be rounded off to nearest kilogram.
- 4 Valuable cargo consists of Gold, Bullion, Currency Notes, Securities, Shares, Shares Coupons, Travellers Cheques, Diamonds, Jewellery and Watches made of Silver, Gold, Platinum etc.
- 5 These Rates are applicable to goods released on or after 11 July 2011.
- 6 These rates are applicable till further notification from the Custom Department regarding enhancement in the rates
- 7 It is to be informed that these rates will remain in force till the further notification received from Customs Department regarding the enhancement of rate. Therefore, for the FY 2012-13 above rates are applicable for ATP.


 Sher Jagjit Singh
 (Regional Manager)



AGREEMENT FOR MANAGEMENT OF WAREHOUSE
AT IGI AIRPORT, NEW DELHI

The undersigned, hitherto the custodian and Manager of Accompanied Baggage Warehouse at IGI Airport, Terminal - II, New Delhi, dealing with the custody of detained, confiscated and mishandled baggage hereby assigns the management of the warehouse to Central Warehousing Corporation (hereinafter called CWC) subject to the following terms and conditions :-


1. The detained/mishandled baggage warehouses shall be handed over for management to CWC at the rent chargeable by M/s Airports Authority of India from time to time, and subject to final confirmation; the present rent reportedly being Rs. 46,551/- only per month.
2. The CWC shall levy such charges as are notified by the Commissioner of Customs under the Passenger Baggage (Levy of Fees) Regulations, 1966 from time to time.
3. The CWC shall not charge or collect any storage/demurrage charges in respect of detained or confiscated baggage after detention certificate is issued by the Customs Department (not below the rank of Dy. Commissioner).
4. Arrangements for adequate safety and security of the goods shall be made by the CWC.
5. CWC will be liable to compensate Customs Deptt. for the leviable duties or any other applicable charges including any fine or penalty in respect

Contd.....2

of goods pilfered, lost or destroyed and also the concerned person, to whom the goods belong in the event of any loss, pilferage in respect of the goods kept in their custody, subject to provisions of Customs Act, 1962.

6. CWC shall maintain detailed accounts and inventory of all the goods received by them from the airlines or the persons concerned as custodian and shall produce such accounts for inspection by a proper officer of customs and shall also submit periodical statements to the proper officer in the form and manner as prescribed.
7. CWC shall provide such assistance as may be specified by the proper officer from time to time to the Officers of Customs for carrying out their duties under Customs Act, 1962 and other allied Acts including examination and stock verification of goods.
8. CWC will ensure that the goods/packages received on the basis of ACO Cards issued by the concerned airlines/passenger or the detention receipts issued by the Customs officers are properly sealed in a manner that does not permit tampering of packages without leaving obvious marks.
9. Packages, if required to be sent back to the CWC after examination shall also be sealed by the Customs Officer.
10. No person, including officials of CWC, shall open, remove and deal with the cargo in any manner other than those prescribed hereunder or without permission of the proper officer of Customs.
11. The custodian would be expected to manage the Warehouse in a professional manner and goods to be delivered to the passengers/their authorised representative and the Airlines as the case may be as per approval of the Customs authorities accorded on the respective gate pass.
12. The goods not cleared within 30 days by the Airlines or the passenger concerned shall be liable to be removed by the Customs to their Disposal Units and to this CWC shall provide the necessary details to Customs as and when such goods become ripe for disposal. The charges so accrued

Contd.....3





3::

to the Custodian shall be paid by Customs on such terms and conditions as are prescribed by the Customs Act 1962 or as approved by the Commissioner of Customs in tune with the practice in comparable situations.

13. The Custodian would be required to operate the Warehouse as per the timings notified by the Commissioner of Customs.
14. The CWC shall be solely responsible for providing the equipment and manpower for handling of the baggage.
15. The CWC shall also be responsible for the conduct of the staff working in their premises and will take suitable action for any misconduct/misdemeanor on their part.

The above agreement/arrangement is liable to be terminated on the sole discretion of the Commissioner of Customs (General) after giving an advance notice of one month.

(R. N. MEENA) 22.12.00
Regional Manager
Central Warehouse Corporation
92, Dauli, II Floor, Vaidya Place
New Delhi-110019

(SIDDHARTH KAK)
Commissioner of Customs (General)
New Custom House
New Delhi.

Witness
अशोक कुमार
ASHOK KUMAR
उप प्रबंधक (सागरी)
Dy. Manager (Gen.)
क. म. नि. स. का. दिल्ली
CWC, Ro, Delhi

Deputy Commissioner (Customs)
I.G.I. Airport
New Delhi
22/12/01

Form B : (Ref : Section A1.8 of Appendix 1)

**BEFORE THE AIRPORTS ECONOMIC REGULATORY AUTHORITY OF INDIA
AT NEW DELHI**

**SUBMISSION OF PROPOSAL FOR DETERMINATION OF ANNUAL TARIFF FOR
AND ON BEHALF OF:**

**M/s Central Warehousing Corporation
Regional Office, Delhi
Scope Minar, Core 3, First Floor,
Distt. Centre. Laxmi Nagar
New Delhi-110 092**

I, **Sher Jagjit Singh** aged 56, resident of *D-98 Sector 36, Noida, U. P.* acting in my official capacity as Regional Manager in M/s Central Warehousing Corporation having its Registered Office at 4/1 Siri Institutional Area, Hauz Khas, New Delhi-110 016 do hereby state and affirm as under that:

1. That I am duly authorized to act for and on behalf of *M/s Central Warehousing Corporation* in the matter of making this submission before the Airports Economic Regulatory Authority of India, New Delhi ('the Authority').
2. I am competent to make this submission before the Authority;
3. I am making this submission in my official capacity and the facts stated herein are based on official records;
4. The contents of the Annual Tariff Proposal submission which include inter alia :
 - (i) Proposed detailed break-up of Tariff(s) based on Clause 11.2 where the Authority has specified a light touch approach for the duration of the Control Period, pursuant to Clause 3.2 and
 - (ii) Justifications are correct and true to my knowledge and belief and nothing material has been concealed there from.



Regional Manager

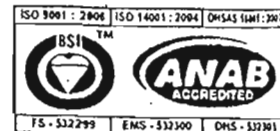
Place : New Delhi
Date : 5th October, 2011



गति-गुणवत्ता-किफायत
SPEED-QUALITY-ECONOMY

केन्द्रीय भण्डारण निगम
(भारत सरकार का उपक्रम)

CENTRAL WAREHOUSING CORPORATION
(A Government of India undertaking)



No. CWC/RO-DLI/Busl. - AERA/2011-12/

20th March, 2012

→ **Shri C.V. Deepak,**
OSD-II,
Airports Economic Regulatory Authority of India,
AERA Building, Administrative Complex,
Safdarjung Airport,
New Delhi-110003.

**Sub : MYTP of Cargo Handling Services at IGI Airport, New Delhi
Submission of additional information/documents - Reg.**


Ref : 1) AERA letter No. AERA/20010/MYTP-CWC/C/Del/2011-12/2281 dt. 23.01.2012.
2) AERA letter No. AERA/20010/MYTP-CWC/C/Del/2011-12/2653 dt. 06.03.2012.
3) Our letter No. CWC/RO-DLI/Busi-AERA/2011-12 dt. 12.03.2012

Sir,

In the above connection, please find enclosed herewith additional information/documents as detailed below :

- 1) Form 'A' duly signed by the authorized signatory alongwith reasons and justifications for not providing the information wherever it is shown "not applicable".
- 2) In respect of Form 14(b) (ATP), a copy of the Rates notified by the Customs is enclosed.

Yours faithfully



(N.K. SHARMA)
Sr. Asstt. Manager (Business)

Encl : As above

directly by post as on
3-7-12 Page 2



गति-गुणवत्ता-किफायत
SPEED-QUALITY-ECONOMY



क्षेत्रीय कार्यालय :
Regional Office : Delhi
केंद्रीय भंडारण निगम
Central Warehousing Corporation
(भारत सरकार का उपक्रम)
(A Government of India undertaking)

No. CWC/RO-DLI/Busi-AERA/2012-13/

Dated: 26.07.2012

✓ Shri C.V. Deepak,
OSD-II,
Airport Economic Regulatory Authority of India,
AERA Building, Administrative Complex,
Safdarjung Airport,
New Delhi-110003.

Sub:- Multi Year Proposal (MYTP) and Annual Tariff Proposal (ATP) for the Cargo Handling Services at IGI Airport, New Delhi -reg.

Ref:- AERA letter No. AERA/20010/MYTP-CWC/C/2011-12/517 dated 15.06.2012.

Sir,

In response to your above referred letter, please find enclosed herewith additional information/ documents as detailed below:-

1. Part-I duly signed by the authorized signatory (Regional Manager) revised ATP from 01.04.2011 to 10.07.2011 along with copy of the Custom Notification No. VIII(AirCus)Tech/49/26/2001 8500 dated 27.12.2007.
2. Part-II duly signed by the authorized signatory (Regional Manager) ATP from 10.07.2011 to 31.03.2012 along with copy of the Custom Notification No. VIII(AirCus)Tech/49/26/2001/Pt dated 05.07.2011.

The above information/documents are submitted for doing the needful in the matter.

Encl: as above.

Yours faithfully,


(R.K. BANSAL)
Asstt. Genl Manager (Busi)

RM. Buss. Corres

स्कोप मीनार, प्रथम तल, कोर-3, लक्ष्मी नगर जिला केंद्र, दिल्ली-110092, दूरभाष: 22444370-74, फैक्स : 22444376, E-mail :

rmddl.cwhc@nic.in Scope Minar, First Floor, Core-3, Laxmi Nagar Distt. Center, Delhi-110092, Tel.: 22444370-74, Fax: 22444375, E-mail : rmddl.cwhc@nic.in

Forms	Details	Remarks
Form F1 (a)	Historical and Proposed Aggregate Revenue Requirements	Furnished
Form F1 (a)	Historical and Proposed Aggregate Revenue Requirements	Furnished
Form F1 (b)	Competition Assessment	Furnished
Form F2	Historical and Projected Balance Sheet	Furnished
Form F3	Historical and Projected Profit and Loss Account	Furnished
Form F4	Historical and Projected Cash Flow Statement	
Form F5	Cost of Equity and Post-tax FROR Forecast	We have no loan and equity
Form F6 (a)	Loan Master	We have no loan from anywhere
Form F6 (b)	Summary Statement of Interest and Finance Charges	As we have no loan so no question of interest and fin. Charges
Form F6 ©	Contribution, Grants and subsidies Master	We are not getting contribution, Grants and subsidies
Form F7	Format for Identifying Initial Regulatory Asset Base	Furnished
Form F8 (a)	Format for providing asset-wise information of stakeholders	No stakeholders
Form F8 (b)	Format for providing proposed exclusions from RAB	No plan to exclusion of asset from operation
Form F9	Format for forecast and Actual Roll-forward RAB	Furnished
Form F10 (a)	Capital Projects Completed before current Review for Roll -Forward for RAB	No capital projects completed
Form F10 (b)	Capital Expenditure Projected Plan-10 Master	No plan for Capital Project in future
Form F10 ©	Year-wise Capital Expenditure Financing Plans for next 10 years	No plan for Capital Project in future
Form F10 (d)	Summary Statement of Expenses Capitalised	No Expenses Capitalised
Form F10 (e)	Additional Capital Projects summary	No plan for Capital Projects
Form F11 (a)	Employee Strength	Furnished
Form F11 (b)	Payroll Related Expenditure and Provisions	Furnished
Form F11 ©	Administration and General Expenditure	Furnished
Form F11 (d)	Repair and Maintenance Expenditure	Unit at Airport is under Rented premises. Its landlords duty to make any repair and mainte.
Form F11 (e)	Utilities and Outsourcing Expenditure	Furnished
Form F11 (f)	Other Outflow	No other outflow from our side
Form F11 (g)	Current Assets and Liabilities	Furnished
Form F12 (a)	Historical and Projected Cargo Volume in tones	We handle only passenger bags.
Form F12 (b)	Historical Aircrafts Movements	NA
Form F12 ©	Projected Aircrafts Movements	NA
Form F12 (d)	Historical and Projected fuel throughput in Kiloliter	NA
Form F13 (a)	Historical Tariffs and Revenue from Regulated services	Furnished
Form F13 (b)	Historical and Projected revenue from services other than Regulated Services	No service is being provided other than regulated services
Form F14 (a)	Annual Tariff Proposal for Tariff Year- Format for providing Information on EMAY	We covered under Form F 14 (b)
Form F14 (b)	Annual Tariff Proposal for Tariff Year- Format for providing information on tariff (s)	Furnished



 (SHER JAGJIT SINGH)
 REGIONAL MANAGER
 Dt. 19th March, 2012

Form F14 (b) Annual Tariff Proposal for Tariff Year Format for providing Information on Tariff (s) (ref: Section)

Tariff Heading	Condition of Tariff e.g Tariff per flight weight	Application Discount/Surcharges e.g Discount If paid within 15 days	Estimated units e.g Number of ATMs	Estimated Revenues Tariff Estimated Units for 2011-12 (Amount in Rs.)
General Cargo	Per Kg per day	Up to 7 days including two free day (excluding the date of landing)		1.50
		From 8th day up to 30th day		2.50
		From 31st day onwards		4.00
Valuable Cargo	Per Kg per day	Up to 7 days including two free day (excluding the date of landing)		5.00
		From 8th day up to 30th day		10.00
		From 31st day onwards		15.00

Note:

- 1 The passenger/Airlines will be liable to pay an amount of Rs. 5/- per kg. towards handling charges subject to minimum Rs. 150/- per bag for General Cargo; Rs. 300/- per bag for Valuable Cargo; and Rs. 500/- per bag for Commercial quantity of Gems, Jewellery and Precious Cargo.
- 2 For Interline Baggage Rs. 75/- per bag upto 12 hours at the time of arrival of flight till the time of departure of flight. After 12 hours, the Charges will be applicable as General Cargo i.e 150/- per handling
- 3 All bills to be rounded off to nearest five rupees. They weight to be rounded off to nearest kilogram.
- 4 Valuable cargo consists of Gold, Bullion, Currency Notes, Securities, Shares, Shares Coupons, Travellers Cheques, Diamonds, Jewellery and Watches made of Silver, Gold, Platinum etc.
- 5 These Rates are applicable to goods released on or after 01 Jan 2008.


 Sher Jagjit Singh
 (Regional Manager)

**OFFICE OF THE COMMISSIONER OF CUSTOMS(GENERAL)
NEW CUSTOMS HOUSE : NEW DELHI**

F. NO. VIII(AirCus)Tech/49/26/2001

Dated. 12.2007


NOTIFICATION

In exercise of powers conferred under the Passenger's Baggage (Levy of Fees.) Regulations (1966), I, the Commissioner of Customs(General), New Customs House, New Delhi, hereby notify the revised charges for baggage storage and handling services at IGI Airport, New Delhi, Passenger Terminal with effect from 1st January, 2008 as under :

TYPE OF CARGO	PERIOD	Storage Charges per Kg. per day
GENERAL CARGO	UPTO 7 DAYS INCLUDING TWO FREE DAYS (DATE OF LANDING EXCLUDING	Rs. 1.50
	BETWEEN 8 TH DAY AND 30 TH DAY	Rs. 2.50
	FROM 30 TH DAY ONWARDS	Rs. 4.00
VALUABLE CARGO	UPTO 7 DAYS INCLUDING TWO FREE DAYS (DATE OF LANDING EXCLUDING	Rs. 5.00-
	BETWEEN 8 TH DAY AND 30 TH DAY	Rs. 10.00
	FROM 30 TH DAY ONWARDS	Rs. 15.00

NOTE:

1. The passenger / airlines will be liable to pay an amount of Rs. 5/- per kg. towards handling charges, subject to minimum amount of Rs. 150/- per bag for general cargo, Rs. 300/- per bag for valuable cargo and Rs. 500/- per bag for commercial quantity of Gems, Jewellery and precious cargo (Gold, Silver, Diamond, Platinum etc.).
2. For interline baggage Rs. 75/- per bag upto 12 hours at the time of arrival of flight till the time of departure of flight. After 12 hours the charges will be applicable as General cargo i.e. Rs.150 per handling.
3. All bills to be rounded off to nearest five rupees. The weight to be rounded off to nearest kilogram.
4. Valuable cargo consists of gold, bullion, currency notes, securities, shares, shares coupons, travellers cheques, diamonds, jewellery and watches made of silver, gold, platinum etc.
5. These rates will be applicable to goods stored / released on or after 1st January, 2008.


 (M.D. SINGH)
 Commissioner of Customs(General) 24/1/2008

Form F14 (b) Annual Tariff Proposal for Tariff Year Format for providing information on Tariff (s) (ref: Section)				
Tariff Heading	Condition of Tariff e.g Tariff per flight weight	Application Discount/Surcharges e.g Discount if paid within 15 days	Estimated units e.g Number of ATMs	Estimated Revenues Tariff Estimated Units for 2011-12 (Amount in Rs.)
General Cargo	Per Kg per day	Up to 7 days including two free day (excluding the date of landing)		2.00
		From 8th day up to 30th day		3.50
		From 31st day onwards		5.50
Valuable Cargo	Per Kg per day	Up to 7 days including two free day (excluding the date of landing)		7.00
		From 8th day up to 30th day		13.50
		From 31st day onwards		20.00

Note:

- 1 The passenger/Airlines will be liable to pay an amount of Rs. 5/- per kg. towards handling, charges subject to minimum Rs. 200/- per bag for General Cargo; Rs. 500/- per bag for Valuable Cargo; and Rs. 1000/- per bag for Commercial quantity of Gems, Jewellery and Precious Cargo.
- 2 For Interline Baggage Rs. 100/- per bag upto 12 hours at the time of arrival of flight till the time of departure of flight. After 12 hours, the Charges will be applicable as General Cargo i.e 200/- per handling
- 3 All bills to be rounded off to nearest five rupees. They weight to be rounded off to nearest kilogram.
- 4 Valuable cargo consists of Gold, Bullion, Currency Notes, Securities, Shares, Shares Coupons, Travellers Cheques, Diamonds, Jewellery and Watches made of Silver, Gold, Platinum etc.
- 5 These Rates are applicable to goods released on or after 11 July 2011.
- 6 These rates are applicable till further notification from the Custom Department regarding enhancement in the rates
- 7 It is to be informed that these rates will remain in force till the further notification received from Customs Department regarding the enhancement of rate. Therefore, for the FY 2012-13 above rates are applicable for ATP.



Sher Jagjit Singh
(Regional Manager)

OFFICE OF THE COMMISSIONER OF CUSTOMS (I&G)
NEW CUSTOMS HOUSE: NEW DELHI-110037

No: VIII (Aircus)/Tech/49/26/2001/Pt.

Dated: 5th July 2011

NOTIFICATION

In exercise of Powers conferred under the Passenger's Baggage (Levy of Fees) Regulations (1966), I, the Commissioner of Customs (I&G), New Custom House, New Delhi, hereby notify the revised Charges for Baggage Storage and Handling Services at IGI Airport, New Delhi, Passenger Terminal-3 with effect from 11th July 2011, as under:

Type of Cargo	Period	Storage Charges per Kg per day
GENERAL CARGO	Upto 7 days including two free days (excluding the date of landing)	Rs. 2.00
	From 8 th Day upto 30 th Day	Rs. 3.50
	From 31 st Day onwards	Rs. 5.50
VALUABLE CARGO	Upto 7 days including two free days (excluding the date of landing)	Rs. 7.00
	From 8 th Day upto 30 th Day	Rs. 13.50
	From 31 st Day onwards	Rs. 20.00

NOTE:

1. The passenger/Airlines will be liable to pay an amount of Rs. 5/- per kg. towards Handling Charges subject to minimum Rs. 200/- per bag for General Cargo; Rs. 500/- per bag for Valuable Cargo; and Rs. 1000/- per bag for Commercial quantity of Gems, Jewellery and Precious Cargo.
2. For Interline Baggage Rs. 100/- per bag upto 12 hours at the time of arrival of flight till the time of departure of flight. After 12 hours, the Charges will be applicable as General Cargo i.e. Rs. 200/- per handling.
3. All bills to be rounded off to nearest five rupees. The weight to be rounded off to nearest kilogram.
4. Valuable cargo consists of Gold, Bullion, Currency Notes, Securities, Shares, Shares Coupons, Travellers Cheques, Diamonds, Jewellery and Watches made of Silver, Gold, Platinum etc.
5. These Rates will be applicable to goods released on or after 11th July 2011.

 8/7/11

(V.K. Goel)

Commissioner of Customs (I&G)

No: VIII (Aircus)/Tech/49/26/2001/Pt. 1520
11/2

Dated: 5th 88

Copy forwarded to:

1. The Additional Commissioner of Customs, IGI Airport, T-3, New De
2. The Deputy Commissioner of Customs (Warehouse), IGI Airport, T-3, Delhi
3. The Manager, CWC, IGI Airport, T-3, New Delhi
4. M/s GMR, Udan Bhawan, IGI Airport, New Delhi
5. All Airlines operating at IGI Airport, T-3, New Delhi
6. Notice Board
7. Guard file

Bat 11/7/88
Superintendent (Te