

2016/L/CHQ/MKT/0013/AERA

18 March 2016

Mr. Radhika R
OSD-II
Airports Economic Regulatory Authority of India
New Delhi

28/05/16 - II
28/3/16

Sub: Submission of hardcopies of Online forms for MYTP for 2nd Control Period & ATP for FY 16-17 by Air India SATS Airport Services Private Limited.

Dear Madam,

This refers to the letter Ref no: AERA/20019/CGF-G/2010-11/Vol-VI/8798-8830 dated 25th Feb, 2016. We are pleased to inform you that we have submitted the MYTP for the 2nd Control period on the online platform provided by AERA. Kindly note since the ATP module in the AERA website was not working properly, we have mailed the ATP submissions to the respected authority as per the advice given by Mr. Mohit(email attached for reference). Please find attached the following supporting documents for your perusal:

1. Multi Year Tariff Proposal for the 2nd Control Period for the following locations:
 - a. Delhi Ground Handling
 - b. Hyderabad Ground Handling
 - c. Trivandrum Ground Handling
 - d. Bangalore Ground Handling
 - e. Bangalore Cargo Handling

2. Annual Tariff Proposal for FY 16-17 for the following locations:
 - a. Delhi Ground Handling – International
 - b. Delhi Ground Handling - Domestic
 - c. Hyderabad Ground Handling
 - d. Trivandrum Ground Handling
 - e. Bangalore Ground Handling
 - f. Bangalore Cargo Handling

Agm (REG)
Ballybe
28/3/16
Ravi
28/3/16

Air India SATS Airport Services Private Limited

Correspondence Address: B- 1101 & 1102, Lotus Corporate Park, Off. Western Express Highway,
Goregaon (East), Mumbai 400 063, India

Registered Office: Airlines House, 113, Gurdwara Rakabganj Road, New Delhi 110001, India
Corporate Identification Number (CIN): U74900DL2010PTC0201763

Thank you for your kind understanding.

Yours Sincerely,



Kalpesh Kumar Singh
Assistant Vice President - Commercial
Air India SATS Airport Services Private Limited
E-mail: kalpesh.singh@aisats.in
Contact: (D) +91-22-4203 7016

Air India SATS Airport Services Private Limited

Correspondence Address:

A-301, Business Square, Andheri – Kurla Road, Chakala, Andheri (East), Mumbai 400069, India

Registered Office: Airlines House, 113, Gurudwara Rakabganj Road, New Delhi 110001, India
Corporate Identification Number (CIN): U74900DL2010PTC201763

Kalpesh Singh

From: Kalpesh Singh
Sent: 14 March 2016 09:04
To: 'IT DEPTT. AERA'
Cc: 'radhika.r@aera.gov.in'
Subject: ATP Submission for Tariff Year 1 - FY 16-17
Attachments: ATP Submissions.xlsx

Dear Sir,

This is with reference to my discussion with Mr. Mohit regarding the ATP submission for our stations.

As suggested by him, please find attached the our ATP submission for Tariff Year 1 (FY 16-17) for your reference as we are unable to upload it on the website.

Please let me know if you need further clarification in this matter.

Best Regards,

Kalpesh Kumar Singh
Assistant Vice President - Commercial

Air India SATS Airport Services Private Limited

Correspondence Address: B-1101 & 1102, Lotus Corporate Park, Off Western Express Highway, Goregaon (East), Mumbai 400063, India.

Tel: +91-22-4203 7016 (direct) | Mobile: +91-9920986198 | www.aisats.in

9

**SUBMISSION OF ANNUAL TARIFF PLAN
TO
AIRPORTS ECONOMIC REGULATORY AUTHORITY OF INDIA
BY
M/S AIR INDIA SATS AIRPORT SERVICES PRIVATE LIMITED**

**FOR
CARGO HANDLING
AT
KEMPEGOWDA INTERNATIONAL AIRPORT, BENGALURU
DATED: 10 MARCH 2016**



AIR INDIA SATS AIRPORT SERVICES PRIVATE LIMITED

Corporate Office Address: B-1101 & 1102, Lotus Corporate Park, Goregaon (E), Mumbai – 400063

5

**BEFORE THE AIRPORTS ECONOMIC REGULATORY AUTHORITY OF INDIA
AT NEW DELHI**

**SUBMISSION OF PROPOSAL FOR DETERMINATION OF ANNUAL TARIFF FOR AND ON BEHALF
OF:**

M/S AIR INDIA SATS AIRPORT SERVICES PRIVATE LIMITED

I, Sanjay Gupta, aged 42 years resident of Republic of India acting in my official capacity as Chief Financial Officer in M/S Air India SATS Airport Services Private Limited having its registered office at Airlines House, 113 Guru Rakabganj Road, New Delhi 110001 do hereby state and affirm as under that:

1. That I am duly authorized to act for and on behalf of M/S Air India SATS Airport Services Private Limited in the matter of making this submission before the Airports Economic Regulatory Authority of India, New Delhi ('the Authority')
2. I am competent to make this submission before the Authority;
3. I am making this submission in my official capacity and the facts stated herein are based on official records;
4. The contents of this submission which include inter alia
 - (i) Proposed detailed break-up of Tariff(s) based in clause 1.2 where the Authority has specified a light touch approach for the duration of the Control Period, pursuant to Clause 3.2; and
 - (ii) Justifications are correct and true to my knowledge and belief and nothing material has been concealed there from.


Sanjay Gupta

Chief Financial Officer

Place: Mumbai

Date: 10 March 2016



6
L

Annual Tariff Proposal for Tariff Year 1(FY 16-17)

Form F14 (b) - Annual Tariff Proposal for Tariff Year 1


MAXIMUM RATES TO BE PAID BY FREIGHT FORWARDER FOR INTERNATIONAL CARGO: EFFECTIVE 1 APRIL 2016

S.N.	LIST OF CHARGES	FY 2016-17	
		Tariff Year 1	
		MINIMUM RATE in INR	RATE PER KG in INR
A) INTERNATIONAL CARGO			
EXPORT CARGO			
1	TERMINAL, STORAGE AND PROCESSING CHARGE [TSP] - (per Shipping Bill)		
a)	General cargo	125	1.05
b)	Special cargo (AVI)	250	1.60
c)	PER/DGR/VAL cargo	250	2.75
2	CUSTOMS CARGO SERVICE PROVIDER CHARGE [CCSP] - (per Shipping Bill)	25	0.65
3	DEMURRAGE / STORAGE CHARGE (rate per kg per day)		
a)	General cargo	136.5	0.85
b)	Special cargo (AVI)	262.5	1.6
c)	PER/DGR/VAL cargo	262.5	2.75
4	COURIER HANDLING CHARGE	150	1.6
5	PACKING/REPACKING/STRAPPING CHARGE	5.00 per Carton/Bag	
6	RETURN CARGO CHARGE	500.00 per AWB	
7	AIR WAYBILL AMENDMENT CHARGE	100.00 per AWB	
8	WEIGHT / VOLUME MIS-DECLARATION CHARGE		
a)	2-5% variation	2 times applicable TSP charge	
b)	More than 5% variation	5 times applicable TSP charge	
9	OVERTIME CHARGE (beyond customs working hours)	50.00 per Shipping Bill	
	VAL cargo	1000.00 per AWB	
IMPORT CARGO			
1	TERMINAL, STORAGE AND PROCESSING CHARGE [TSP] - (per Bill of Entry)		
	General cargo/Unaccompanied Baggage	125	5.4
	Special cargo (AVI)	250	10.8
	PER/DGR/VAL cargo	250	10.8
	CUSTOMS CARGO SERVICE PROVIDER CHARGE [CCSP] - (per HAWB)	25	1.85
	DEMURRAGE / STORAGE CHARGE (rate per kg per 24 hours)		
	General cargo		
	Flight Actual Time of Arrival (ATA) plus 72 hours	No charge	No charge
	Cargo cleared between 72 hours and 120 hours	336	1.65
	Cargo cleared between 120 hours and 720 hours	336	3.09
	Cargo cleared after 720 hours	336	4.63
	Special cargo (AVI)		
	Flight Actual Time of Arrival (ATA) plus 72 hours	No charge	No charge
	Cargo cleared between 72 hours and 120 hours	625	3.09
	Cargo cleared between 120 hours and 720 hours	625	6.17
	Cargo cleared after 720 hours	625	9.26
	PER/DGR/VAL cargo		

i)	Flight Actual Time of Arrival (ATA) plus 72 hours	No charge	No charge
ii)	Cargo cleared between 72 hours and 120 hours	1275	6.17
iii)	Cargo cleared between 120 hours and 720 hours	1275	12.4
iv)	Cargo cleared after 720 hours	1275	18.58
4	COURIER HANDLING CHARGE	200	6.06
5	AIR WAYBILL AMENDMENT CHARGE	100 per AWB	
6	TRANSHIPMENT CHARGE		
a	General cargo	125	1.98
b	PER/DGR/VAL/AVI cargo	235	1.98
	Documentation Charges	100.00 per AWB	
7	OVERTIME CHARGE (beyond customs working hours)		
a	General cargo	200.00 Per Bill Of Entry	
b	VAL cargo	1000.00 per AWB	
8	PACKING/REPACKING/STRAPPING CHARGE	5.00 per carton	

Note:

- 1) Consignments of Human Remains, Coffins, Unaccompanied Baggage of the deceased and Human Eyes will be exempted from the purview of TSP and Demurrage Charges
- 2) TSP charge applicable to Newspaper and TV reel consignments shall be at 50% of the applicable charge.
- 3) TSP charges are inclusive of forklift used for loading/offloading the cargo to/ from truck and putting cargo on custom area for examination.
- 4) Charges will be levied on the Gross Weight or Chargeable Weight whichever is higher. Where there is a mis-declaration of gross weight or chargeable weight, the actual gross weight or the actual chargeable weight will be used for the charges whichever is higher.
- 5) The free period for export cargo is 24 hours for examination and processing. Free period for import cargo is 72 hours from flight Actual Time of Arrival (ATA). Cargo cleared beyond 72 hours of flight ATA will be charged demurrage on a 24 hour basis for the duration exceeding the free storage period. Cargo cleared beyond 120 hours will be charged on a 24 hour basis from flight ATA including the first 72 hours.
- 6) All billing will be rounded off to the nearest INR 5 /- as per IATA Tact rule.
- 7) Special cargo (AVI) consists of live animals and day old chicks.
- 8) VAL Cargo includes gold bullion, currency notes, shares, share coupons, travelers cheques, diamonds (including diamonds for industrial use) diamond jewellery, watches of silver-gold-platinum and items valued at USD 1000/kg n above.
- 9) For consolidation on Transshipment cargo, TSP charges will be levied to all types of Cargo, in addition to Transshipment Charges mentioned above. Demurrage Charges will be applicable as per the tariff.
- 10) All charges mentioned above exclude taxes which will be charged at the prevailing rates.
- 11) All charges mentioned above include the concession fees charged by the airport operator.
- 12) No outside labor will be allowed to handle cargo in Air India SATS Airfreight Terminal.



Form F14 (b) - Annual Tariff Proposal for Tariff Year 1 (FY 16-17)

MAXIMUM RATES TO BE PAID BY FREIGHT FORWARDER FOR INTERNATIONAL CARGO: EFFECTIVE 1 APRIL 2016

S.N.	LIST OF CHARGES	FY 2016-17	
		Tariff Year 1	
		MINIMUM RATE in INR	RATE PER KG in INR
B) DOMESTIC CARGO			
OUTBOUND CARGO			
1	TERMINAL, STORAGE AND PROCESSING CHARGE [TSP] - (per Shipping Bill)		
a)	General cargo	105	0.72
b)	Special cargo (AVI)	210	2.26
c)	PER/DGR/VAL cargo	210	2.26
d)	PER Cargo (Cargo not stored in cold room only for fowers, fruits & vegetables)	200	0.72
2	DEMURRAGE / STORAGE CHARGE (rate per kg per day)		
a)	General cargo	131	0.72
b)	Special cargo (AVI)	210	2.26
c)	PER/DGR/VAL cargo	210	2.26
d)	PER Cargo (Cargo not stored in cold room only for fowers, fruits & vegetables)	200	0.72
3	COURIER HANDLING CHARGE	105	0.72
4	PACKING/REPACKING/STRAPPING CHARGE	6.00 per Carton/Bag	
5	RETURN CARGO CHARGE	105.00 per AWB	
6	AIR WAYBILL AMENDMENT CHARGE	105.00 per AWB	
7	PER Cargo (Cargo not stored in cold room only for fowers, fruits & vegetables)		
a)	2-5% Variation	2 times applicable TSP charge	
b)	More than 5% Variation	5 times applicable TSP Charge	
INBOUND CARGO			
1	TERMINAL, STORAGE AND PROCESSING CHARGE [TSP] - (per Bill of Entry)		
a)	General cargo/Unaccompanied Baggage	131	1.21
b)	Special cargo (AVI)	210	2.32
c)	PER/DGR/VAL cargo	210	2.32
d)	PER Cargo (Cargo not stored in cold room only for fowers, fruits & vegetables)	200	1.21
2	DEMURRAGE / STORAGE CHARGE (rate per kg per 24 hours)		
a	General cargo	210	1.38
b	Special cargo (AVI)	263	2.43
c	PER/DGR/VAL cargo	263	2.43
d)	PER Cargo (Cargo not stored in cold room only for fowers, fruits & vegetables)	200	1.38
3	COURIER HANDLING CHARGE	131	1.21
4	AIR WAYBILL AMENDMENT CHARGE	105 per AWB	
5	PACKING/REPACKING/STRAPPING CHARGE	6.00 per carton	



Notes:

- 1) Consignments of Human Remains, Coffins, Unaccompanied Baggage of the deceased and Human Eyes will be exempted from the purview of TSP and Demurrage Charges
- 2) TSP charge applicable to Newspaper and TV reel consignments shall be at 50% of the applicable charge.
- 3) TSP charges are inclusive of forklift used for loading/offloading the cargo to/ from truck and putting cargo on custom area for examination.
- 4) Charges will be levied on the Gross Weight or Chargeable Weight whichever is higher. Where there is a mis-declaration of gross weight or chargeable weight, the actual gross weight or the actual chargeable weight will be used for the charges whichever is higher.
- 5) The free period for outbound cargo is 24 hours for examination and processing. Free period for inbound cargo is 72 hours from flight Actual Time of Arrival (ATA). Cargo cleared beyond 72 hours of flight ATA will be charged demurrage on a 24 hour basis for the duration exceeding the free storage period. Cargo cleared beyond 120 hours will be charged on a 24 hour basis from flight ATA including the first 72 hours.
- 6) All billing will be rounded off to the nearest INR 5 /- as per IATA Tact rule.
- 7) Special cargo (AVI) consists of live animals and day old chicks.
- 8) VAL Cargo includes gold bullion, currency notes, shares, share coupons, travelers cheques, diamonds (including diamonds for industrial use) diamond jewellery, watches of silver-gold-platinum and items valued at USD 1000/kg n above.
- 9) All charges mentioned above exclude taxes which will be charged at the prevailing rates.
- 10) All charges mentioned above include the concession fees charged by the airport operator.
- 11) No outside labor will be allowed to handle cargo in Air India SATS Airfreight Terminal.



Form F14 (b) - Annual Tariff Proposal for Tariff Year 1 (FY 16-17)

MAXIMUM RATES TO BE PAID BY AIRLINES FOR CARGO HANDLING: EFFECTIVE 1 APRIL 2016

<u>SL No</u>	<u>Description of Service</u>	<u>Unit</u>	<u>FY 2016-17 Tariff Year 1 Maximum Rate in INR</u>
A) INTERNATIONAL CARGO			
EXPORT CARGO			
1	Handling Charges		
1.1	General Cargo		
1.1.1	Palletisation / Containerisation	Per kg	1.89
1.1.2	Bulk Cargo	Per kg	1.22
1.2	Valuable Perishable, Hazardous Cargo & Live Animal etc.		
1.2.1	Palletisation / Containerisation	Per kg	3.78
1.2.2	Bulk Cargo	Per kg	2.31
1.3	Express & Courier Cargo		
1.3.1	Palletisation / Containerisation	Per kg	4.73
1.3.2	Bulk Cargo	Per kg	2.89
2	Storage Charges		
2.1	General Export Cargo	Per kg	1.79
2.2	Valuable Perishable, Hazardous Cargo & Live Animal etc.	Per kg	4.31
3	Electronic Data Submission For Customs	Per flight	135
IMPORT CARGO			
1	Handling Charges	Per kg	
1.1	General Cargo		
1.1.1	Palletisation / Containerisation	Per kg	1.89
1.1.2	Bulk Cargo	Per kg	1.22
1.2	Valuable Perishable, Hazardous Cargo & Live Animal etc.		
1.2.1	Palletisation / Containerisation	Per kg	3.78
1.2.2	Bulk Cargo	Per kg	2.31
1.3	Express & Courier Cargo		
1.3.1	Palletisation / Containerisation	Per kg	4.73
1.3.2	Bulk Cargo	Per kg	2.89
2	Storage Charges		
2.1	General Cargo	Per kg	1.79
2.1.1	Subject to a minimum of	Per IGM	241.5
2.2	Valuable Perishable, Hazardous Cargo & Live Animal etc.	Per kg per day or part thereof	4.31
2.2.1	Subject to a minimum of	Per AWB per day or part thereof	241.5
3	Electronic Data Submission For Customs	Per flight	135
TRANSHIPMENT CARGO			
1	Carting charges for transshipment of import / export cargo	Per kg per day or part thereof	2.1
1.1	Subject to minimum of	Per AWB per day or part thereof	168
X-RAY SCREENING EXPORT CARGO			
1	X-Ray charges with Certification	Per kg	2.21

1.1	Subject to minimum of	Per consignment	105
B) DOMESTIC CARGO			
OUTBOUND CARGO			
1	Handling Charges		
1.1	General Cargo		
1.1.1	Palletisation / Containerisation	Per kg	1.89
1.1.2	Bulk Cargo	Per kg	1.16
1.2	Valuable Perishable, Hazardous Cargo & Live Animal etc.		
1.2.1	Palletisation / Containerisation	Per kg	3.78
1.2.2	Bulk Cargo	Per kg	2.31
1.3	Express & Courier Cargo		
1.3.1	Palletisation / Containerisation	Per kg	4.73
1.3.2	Bulk Cargo	Per kg	2.89
2	Storage Charges		
2.1	General Export Cargo	Per kg	1.79
2.2	Valuable Perishable, Hazardous Cargo & Live Animal etc.	Per kg	4.31
INBOUND CARGO			
1	Handling Charges		
1.1	General Cargo		
1.1.1	Palletisation / Containerisation	Per kg	1.89
1.1.2	Bulk Cargo	Per kg	1.16
1.2	Valuable Perishable, Hazardous Cargo & Live Animal etc.		
1.2.1	Palletisation / Containerisation	Per kg	3.78
1.2.2	Bulk Cargo	Per kg	2.31
1.3	Express & Courier Cargo		
1.3.1	Palletisation / Containerisation	Per kg	4.73
1.3.2	Bulk Cargo	Per kg	2.89
2	Storage Charges		
2.1	General Cargo	Per kg	1.79
2.1.1	Subject to a minimum of	Per IGM	241.5
2.2	Valuable Perishable, Hazardous Cargo & Live Animal etc.	Per kg per day or part thereof	4.31
2.2.1	Subject to a minimum of	Per AWB per day or part thereof	241.5
X-RAY SCREENING OUTBOUND CARGO			
1	X-Ray charges with Certification	Per kg	2.21
1.1	Subject to minimum of	Per consignment	105



<u>SL No</u>	Description of Service	Unit	<u>FY 2016-17 Tariff Year 1 Maximum Rate in INR</u>
B) DOMESTIC CARGO			
OUTBOUND CARGO			
1	Handling Charges		
1.1	General Cargo		
1.1.1	Palletisation / Containerisation	Per kg	1.89
1.1.2	Bulk Cargo	Per kg	1.16
1.2	Valuable Perishable, Hazardous Cargo & Live Animal etc.		
1.2.1	Palletisation / Containerisation	Per kg	3.78
1.2.2	Bulk Cargo	Per kg	2.31
1.3	Express & Courier Cargo		
1.3.1	Palletisation / Containerisation	Per kg	4.73
1.3.2	Bulk Cargo	Per kg	2.89
2	Storage Charges		
2.1	General Export Cargo	Per kg	1.79
2.2	Valuable Perishable, Hazardous Cargo & Live Animal etc.	Per kg	4.31
INBOUND CARGO			
1	Handling Charges		
1.1	General Cargo		
1.1.1	Palletisation / Containerisation	Per kg	1.89
1.1.2	Bulk Cargo	Per kg	1.16
1.2	Valuable Perishable, Hazardous Cargo & Live Animal etc.		
1.2.1	Palletisation / Containerisation	Per kg	3.78
1.2.2	Bulk Cargo	Per kg	2.31
1.3	Express & Courier Cargo		
1.3.1	Palletisation / Containerisation	Per kg	4.73
1.3.2	Bulk Cargo	Per kg	2.89
2	Storage Charges		
2.1	General Cargo	Per kg	1.79
2.1.1	Subject to a minimum of	Per IGM	241.50
2.2	Valuable Perishable, Hazardous Cargo & Live Animal etc.	Per kg per day or part thereof	4.31
2.2.1	Subject to a minimum of	Per AWB per day or part thereof	241.50
X-RAY SCREENING OUTBOUND CARGO			
1	X-Ray charges with Certification	Per kg	2.21
1.1	Subject to minimum of	Per consignment	105.00



Note:

- 1) To achieve the projected ARR only maximum cargo handling rates have been suggested for Airlines as user agreements will be entered into with each Airline based on the IATA AHM 810 STANDARD GROUND HANDLING AGREEMENT 2004 or 2008 (SGHA).
 - 2) The rates with each Airline will be negotiated based on services required from SGHA service items (usage of equipment and manpower), throughput, service level agreement, credit period and liability and indemnity requirement.
 - 3) All charges mentioned above exclude taxes which will be charged at the prevailing rates.
 - 4) No outside labor will be allowed to handle cargo in Air India SATS Airfreight Terminal.
-



Bangalore International Airport Limited
Alpha 2, Kempegowda International Airport
Bengaluru - 560 300, India.
T + 91 80 6678 2050 F +91 80 6678 3366, feedback@bialairport.com
www.bengaluruairport.com
CIN: U45203KA2001PLC028418



4th March 2016

TO WHOMSOEVER IT MAY CONCERN

This is to confirm that, **AIR INDIA SATS AIRPORT SERVICES PVT. LTD. ('AI-SATS')**, a Company incorporated under the Companies Act, 1956, having its Corporate & Correspondence office at B-1101 & 1102, Lotus Corporate Park, Off. Western Express Highway, Goregaon (East), Mumbai - 400063 and Registered Office at Airlines House, 113, Gurudwara Rakabganj Road, New Delhi - 110 001 has been granted a service provider right under the terms and conditions of a Cargo Handling Service Provider Right Holder Agreement dated 16th May, 2006 to provide cargo service including perishables, at Kempegowda International Airport, Bengaluru (the 'Airport'), from 24th May 2008 and is valid for a period of fifteen (15) years

This letter is issued at the request of AI-SATS in connection with submission of AERA Annual Tariff Proposal for AI-SATS operations related to cargo handling services at the Airport.

Thanking You,
for **BANGALORE INTERNATIONAL AIRPORT LIMITED**

A handwritten signature in black ink, appearing to read "Bhaskar Bodapati".

Bhaskar Bodapati
Sr. Director Finance & Support Services

Form F12 (a) - Historical and Projected Cargo Volumes in tonnes (Only for ISP)


Financial Year	2011-12	2012-13	2013-14	2014-15	2015-16	2016-17	2017-18	2018-19	2019-20	2020-21	2021-22	2005-06	2006-07	2007-08	2008-09	2009-10	2010-11	2022-23
Domestic Loaded General	0.00	0.00	0.00	0.00	0.00	14297307	14726227	15168013	15623054	16091745	0.00	0	0.00	0.00	0.00	0.00	0.00	0.00
Domestic Loaded Perishable	0.00	0.00	0.00	0.00	0.00	2101	2164	22229	2296	2364	0.00	0.00	0.00	0.00	0.00	0.00	0.00	0.00
Domestic Loaded Valuable	0.00	0.00	0.00	0.00	0.00	0.00	0.00	0.00	0.00	0.00	0.00	0.00	0.00	0.00	0.00	0.00	0.00	0.00
Domestic Loaded Other	0.00	0.00	0.00	0.00	0.00	0.00	0.00	0.00	0.00	0.00	0.00	0.00	0.00	0.00	0.00	0.00	0.00	0.00
Domestic Unloaded General	0.00	0.00	0.00	0.00	0.00	9888663	10086437	10288165	10493929	10703807	0.00	0.00	0.00	0.00	0.00	0.00	0.00	0.00
Domestic Unloaded Perishable	0.00	0.00	0.00	0.00	0.00	352	359	366	374	381	0.00	0.00	0.00	0.00	0.00	0.00	0.00	0.00
Domestic Unloaded Other	0.00	0.00	0.00	0.00	0.00	0.00	0.00	0.00	0.00	0.00	0.00	0.00	0.00	0.00	0.00	0.00	0.00	0.00
International Loaded General	0.00	0.00	0.00	0.00	0.00	68936425	73072611	77456967	82104386	87030649	0.00	0.00	0.00	0.00	0.00	0.00	0.00	0.00
International Loaded Perishable	0.00	0.00	0.00	0.00	0.00	2872	3045	3227	3421	3626	0.00	0.00	0.00	0.00	0.00	0.00	0.00	0.00
International Unloaded General	0.00	0.00	0.00	0.00	0.00	0.00	0.00	0.00	0.00	0.00	0.00	0.00	0.00	0.00	0.00	0.00	0.00	0.00



15

Airports Economic Regulatory Authority of India

Internal Loaded Valuable	0.00	0.00	0.00	0.00	0.00	0.00	0.00	0.00	0.00	0.00	0.00	0.00	0.00	0.00	0.00	0.00	0.00	0.00	0.00	0.00	0.00	0.00	0.00	0.00	0.00		
Internal Loaded Other	0.00	0.00	0.00	0.00	0.00	0.00	0.00	0.00	0.00	0.00	0.00	0.00	0.00	0.00	0.00	0.00	0.00	0.00	0.00	0.00	0.00	0.00	0.00	0.00	0.00	0.00	
Internal Unloaded General	0.00	0.00	0.00	0.00	0.00	0.00	0.00	0.00	0.00	0.00	45479870	47299065	49191028	51158669	53205015	0.00	0.00	0.00	0.00	0.00	0.00	0.00	0.00	0.00	0.00	0.00	0.00
Internal Unloaded Perishable	0.00	0.00	0.00	0.00	0.00	0.00	0.00	0.00	0.00	0.00	487	506	526	548	569	0.00	0.00	0.00	0.00	0.00	0.00	0.00	0.00	0.00	0.00	0.00	0.00
Internal Unloaded Valuable	0.00	0.00	0.00	0.00	0.00	0.00	0.00	0.00	0.00	0.00	0.00	0.00	0.00	0.00	0.00	0.00	0.00	0.00	0.00	0.00	0.00	0.00	0.00	0.00	0.00	0.00	0.00
Internal Unloaded Other	0.00	0.00	0.00	0.00	0.00	0.00	0.00	0.00	0.00	0.00	0.00	0.00	0.00	0.00	0.00	0.00	0.00	0.00	0.00	0.00	0.00	0.00	0.00	0.00	0.00	0.00	0.00
Forecast Error Correction Band Optimistic	0.00	0.00	0.00	0.00	0.00	0.00	0.00	0.00	0.00	0.00	141380238.54	148094222.28	155173131.42	162574410.54	170378919.12	0.00	0.00	0.00	0.00	0.00	0.00	0.00	0.00	0.00	0.00	0.00	0.00
Forecast Error Correction Band	0.00	0.00	0.00	0.00	0.00	0.00	0.00	0.00	0.00	0.00	138608077.00	145190414.00	152130521.00	159386677.00	167038156.00	0.00	0.00	0.00	0.00	0.00	0.00	0.00	0.00	0.00	0.00	0.00	0.00
Forecast Error Correction Band Co	0.00	0.00	0.00	0.00	0.00	0.00	0.00	0.00	0.00	0.00	135835915.46	142286605.72	149087910.58	156198943.46	163697392.88	0.00	0.00	0.00	0.00	0.00	0.00	0.00	0.00	0.00	0.00	0.00	0.00



Handwritten mark

Airports Economic Regulatory Authority of India

inservativ																			
e																			



Schedule

This schedule contains the various specified forms that relate to specific clause(s) of the guidelines or section(s) of the appendix as the case may be Form A: (ref Section A11 of Appendix 1)

BEFORE THE AIRPORTS ECONOMIC REGULATORY AUTHORITY OF INDIA AT NEW DELHI

SUBMISSION OF MULTI YEAR TARIFF PROPOSAL FOR AND ON BEHALF OF M/s

1. Kalpesh Kumar Singh aged 32 resident of AIR INDIA SATS AIRPORT SERVICES PRIVATE LIMITED, Plot.No.C-05L, Kempagowda International Airport, Devenhalli, acting in my official capacity as ISP in M/s AIR INDIA SATS AIRPORT SERVICES PRIVATE LIMITED having its registered office at AIR INDIA SATS AIRPORT SERVICES PRIVATE LIMITED GATE NO. 2, MAINTENANCE CENTER, RGIA, SHAMSHABAD do hereby state and affirm as under that:

- That I am authorized to act for and on behalf of M/s AIR INDIA SATS AIRPORT SERVICES PRIVATE LIMITED in the matter of making submission before the Airports Economic Regulatory Authority of India, New Delhi (the Authority)
- I am competent to make this submission before the authority
- I am making the submission in any official capacity and the facts stated herein are based on official records
- The contents of this submission which include inter alia (i) Business Plan (ii) Information Relating to the Regulatory Building Blocks (iii) Competition Assessment (iv) Historical and Forecasted Volumes and (v) Historical Revenues are correct and true to my knowledge and belief and nothing material has been concealed there from

Sd/ 

Place **MUMBAI**

Date: 18-03-2016



Form F11(a): Details of Employees Staff Strength

Financial Year	2014-2015	2015-2016	2016-2017	2017-2018	2018-2019	2019-2020	2020-2021
APD	0	0	0	0	0	0	0
ATC/ Operations	0	0	0	0	0	0	0
CNS	0	0	0	0	0	0	0
Human Resource	0	0	0	0	0	0	0
Official Language	0	0	0	0	0	0	0
Finance	0	0	0	0	0	0	0
Terminal Management	0	0	0	0	0	0	0
Housekeeping	0	0	0	0	0	0	0
Engineering	0	0	0	0	0	0	0
Commercial	0	0	0	0	0	0	0
Land Management	0	0	0	0	0	0	0




Security	0	0	0	0	0	0	0	0	0
Mt Workshop	0	0	0	0	0	0	0	0	0
Fire	0	0	0	0	0	0	0	0	0
Medical	0	0	0	0	0	0	0	0	0
Cargo	0	0	0	0	0	0	0	0	0
Other 1	541	582	496	520	546	574	602	602	602
Other 2	0	0	0	0	0	0	0	0	0
Other 3	0	0	0	0	0	0	0	0	0
Other 4	0	0	0	0	0	0	0	0	0
Total Full Time Employees	0	0	496	520	546	574	602	602	602
Other 5	135	135	142	149	156	164	172	172	172
Other 6	0	0	0	0	0	0	0	0	0
Department Wise Part Time Contractual Employee	0	0	142	149	156	164	172	172	172
Total Particulars	0	0	638	669	702	738	774	774	774



Form F11(c): Admin & General Expenses

Financial Year	2014-2015	2015-2016	2016-2017	2017-2018	2018-2019	2019-2020	2020-2021
Director Sitting Fees	0.00	0.00	0.00	0.00	0.00	0.00	0.00
Rent Rate Taxes	109811.48	131773.78	115298.00	121063.00	127116.00	133472.00	140145.00
Municipal Taxes	0.00	0.00	0.00	0.00	0.00	0.00	0.00
Insurance	0.00	0.00	0.00	0.00	0.00	0.00	0.00
Advtg Publicity	4153042.20	4983650.64	4360694.00	4578729.00	4807665.00	5048049.00	5300451.00
Office Expenses	0.00	0.00	0.00	0.00	0.00	0.00	0.00
Telephone Charges	3045291.02	3654349.22	3197556.00	3357433.00	3525305.00	3701570.00	3886649.00
Printing And Stationery	0.00	0.00	0.00	0.00	0.00	0.00	0.00
Watch And Ward Expenses	0.00	0.00	0.00	0.00	0.00	0.00	0.00
Travelling Expenses	2244063.17	2692875.80	2356266.00	2474080.00	2597784.00	2727673.00	2864056.00
Other Administrative Charges 1	172112089.60	206534507.30	325530888.90	341807433.30	358897805.00	376842695.20	395684830.00
Other Administrative Charges 2	0.00	0.00	0.00	0.00	0.00	0.00	0.00
Legal Expenses	2889434.70	3443321.64	3012906.00	3163552.00	3321729.00	3487816.00	3662207.00
Audit Fees	0.00	0.00	0.00	0.00	0.00	0.00	0.00
Other Legal Expense 1	0.00	0.00	0.00	0.00	0.00	0.00	0.00
Other Legal Expense 2	0.00	0.00	0.00	0.00	0.00	0.00	0.00
Fees Paid To Outsiders (Consultancy / Advisory)	0.00	0.00	0.00	0.00	0.00	0.00	0.00
Conservancy Charges	0.00	0.00	0.00	0.00	0.00	0.00	0.00
Hire Charges Car Jeep	0.00	0.00	0.00	0.00	0.00	0.00	0.00
Other Consultancy Expense	0.00	0.00	0.00	0.00	0.00	0.00	0.00
Other 1	0.00	0.00	0.00	0.00	0.00	0.00	0.00
Other 2	0.00	0.00	0.00	0.00	0.00	0.00	0.00
Grand Total	12421642.57	14905971.07	13042720.00	13694857.00	14379599.00	15098580.00	15853508.00



Airports Economic Regulatory Authority of India

21

Apportionment Of Admn. Expenses (Overhead Expenses Other Than Employees Related)	0.00	0.00	0.00	0.00	0.00	0.00	0.00	0.00	0.00
Net A&G Expenses	12421642.57	14905971.07	13042720.00	13694857.00	14379599.00	15098580.00	15853508.00		



Form F11(d): Repair & Maintenance Expenditure

Financial Year	2014-2015	2015-2016	2016-2017	2017-2018	2018-2019	2019-2020	2020-2021
Civil	0.00	0.00	0.00	0.00	0.00	0.00	0.00
Electrical	0.00	0.00	0.00	0.00	0.00	0.00	0.00
Equipment And Furniture	0.00	0.00	0.00	0.00	0.00	0.00	0.00
Electronics	0.00	0.00	0.00	0.00	0.00	0.00	0.00
Other 1	34271811.00	49412582.65	41961849.17	44059941.63	46262938.71	48576085.64	51004889.93
Other 2	0.00	0.00	0.00	0.00	0.00	0.00	0.00
Other 3	0.00	0.00	0.00	0.00	0.00	0.00	0.00
Other 4	0.00	0.00	0.00	0.00	0.00	0.00	0.00
Total Of R M	0.00	0.00	35072590.00	36826220.00	38667531.00	40600907.00	42630953.00



Form F11(e): Utilities & Outsourcing Expenses

Financial Year	2014-2015	2015-2016	2016-2017	2017-2018	2018-2019	2019-2020	2020-2021
Electricity Unit Consumed	0.00	0.00	0.00	0.00	0.00	0.00	0.00
Unit Cost	0.00	0.00	0.00	0.00	0.00	0.00	0.00
Power Charges	0.00	0.00	0.00	0.00	0.00	0.00	0.00
Water Charges	0.00	0.00	0.00	0.00	0.00	0.00	0.00
Airfield Service And Facilities	0.00	0.00	0.00	0.00	0.00	0.00	0.00
Terminals	0.00	0.00	0.00	0.00	0.00	0.00	0.00
Maintenance	0.00	0.00	0.00	0.00	0.00	0.00	0.00
Cleaning	0.00	0.00	0.00	0.00	0.00	0.00	0.00
Other 1	93198827.72	11838593.10	176275224.50	185088985.70	194343435.00	204060606.70	214263637.10
Other 2	0.00	0.00	0.00	0.00	0.00	0.00	0.00
Grand Total (A)	93198827.72	11838593.10	176275224.50	185088985.70	194343435.00	204060606.70	214263637.10
Consumption Of Stores & Spares/utilities And Outsourcing Expenses Capitalised (B)	0.00	0.00	0.00	0.00	0.00	0.00	0.00
Utilities And Outsourcing Expenses (A-B)	93198827.72	11838593.10	176275224.50	185088985.70	194343435.00	204060606.70	214263637.10



Form F11(g): Current Assests & Liabilities

Financial Year	2014-2015	2015-2016	2016-2017	2017-2018	2018-2019	2019-2020	2020-2021
Sundry Debtors	66585134.00	68582688.02	69914391.00	73410110.00	77080616.00	80934647.00	84981379.00
Cash And Bank Balances	37872056.00	39008217.68	39765659.00	41753942.00	43841639.00	46033721.00	48335407.00
Inventories	3256763.00	3354465.89	3419601.00	3590581.00	3770110.00	3958616.00	4156547.00
Other Current Assets	0.00	0.00	0.00	0.00	0.00	0.00	0.00
Loans And Advances	2052371867.00	2443854045.00	2697388730.00	3375653165.00	4078827222.00	4818656023.00	5596971910.00
Other 1	0.00	0.00	0.00	0.00	0.00	0.00	0.00
Total Assets Loans	2160085820.00	2554799416.59	2810488381.00	3494407798.00	4203519587.00	4949583007.00	5734445243.00
Liabilities	302130784.00	311194707.50	317237323.00	333099189.00	349754149.00	367241856.00	385603949.00
Provisions	100809849.00	103834144.50	105850341.00	111142859.00	116700001.00	122535002.00	128661752.00
Other 2	0.00	0.00	0.00	0.00	0.00	0.00	0.00
Total Liabilities Provisions	302130784.00	311194707.50	423087664.00	444242048.00	466454150.00	489776858.00	514265701.00
Net Current Assets	1857955036.00	2243604709.09	2387400717.00	3050165750.00	3737065437.00	4459806149.00	5220179542.00



Form F13(b): Historical & Projected Revenue From Services other than Regulated Services

Financial Year	2014-2015	2015-2016	2016-2017	2017-2018	2018-2019	2019-2020	2020-2021
Restaurants Snacks Bar	0.00	0.00	0.00	0.00	0.00	0.00	0.00
Tr Stall	0.00	0.00	0.00	0.00	0.00	0.00	0.00
Hoarding Display	0.00	0.00	0.00	0.00	0.00	0.00	0.00
Other Trading Concessions 1	0.00	0.00	0.00	0.00	0.00	0.00	0.00
Other Trading Concessions 2	0.00	0.00	0.00	0.00	0.00	0.00	0.00
Other Trading Concessions 3	0.00	0.00	0.00	0.00	0.00	0.00	0.00
Land Leases	0.00	0.00	0.00	0.00	0.00	0.00	0.00
Residential Building	0.00	0.00	0.00	0.00	0.00	0.00	0.00
Non Residential Building	0.00	0.00	0.00	0.00	0.00	0.00	0.00
Other Rent And Services 1	0.00	0.00	0.00	0.00	0.00	0.00	0.00
Other Rent And Services 2	0.00	0.00	0.00	0.00	0.00	0.00	0.00
Other Rent And Services 3	0.00	0.00	0.00	0.00	0.00	0.00	0.00
Duty Free Shops	0.00	0.00	0.00	0.00	0.00	0.00	0.00
Car Rentals	0.00	0.00	0.00	0.00	0.00	0.00	0.00
Car Parking	0.00	0.00	0.00	0.00	0.00	0.00	0.00
Porterage	0.00	0.00	0.00	0.00	0.00	0.00	0.00
Admission Tickets	0.00	0.00	0.00	0.00	0.00	0.00	0.00
X Baggage Screening	0.00	0.00	0.00	0.00	0.00	0.00	0.00
Other Misc Income	0.00	0.00	0.00	0.00	0.00	0.00	0.00
Sale Of Scrap	0.00	0.00	0.00	0.00	0.00	0.00	0.00
Other Miscellaneous 1	35618214.00	0.00	41072879.31	43126523.27	45282849.43	0.00	49924341.50
Other Miscellaneous 2	0.00	0.00	0.00	0.00	0.00	0.00	0.00
Other Miscellaneous 3	0.00	0.00	0.00	0.00	0.00	0.00	0.00
Other Miscellaneous 4	0.00	0.00	0.00	0.00	0.00	0.00	0.00
Total Revenue Other	0.00	0.00	0.00	0.00	0.00	0.00	0.00



Airports Economic Regulatory Authority of India

Then Regulated Service																			
------------------------	--	--	--	--	--	--	--	--	--	--	--	--	--	--	--	--	--	--	--



Schedule

This schedule contains the various specified forms that relate to specific clause(s) of the guidelines or section(s) of the appendix as the case may be
Form A: (ref Section AI 1 of Appendix 1)

**BEFORE THE AIRPORTS ECONOMIC REGULATORY AUTHORITY OF INDIA
AT NEW DELHI**

SUBMISSION OF MULTI YEAR TARIFF PROPOSAL FOR AND ON BEHALF OF

M/s

I, Kalpesh Kumar Singh aged 32 resident of AIR INDIA SATS AIRPORT SERVICES PRIVATE LIMITED, Plot No.C-05L, Kempegowda International Airport, Deventhalli, acting in my official capacity as ISP in M/s AIR INDIA SATS AIRPORT SERVICES PRIVATE LIMITED having its registered office at AIR INDIA SATS AIRPORT SERVICES PRIVATE LIMITED GATE NO. 2, MAINTENANCE CENTER, RGIA, SHAMSHABAD do hereby state and affirm as under that:

1. That I am authorized to act for and on behalf of M/s AIR INDIA SATS AIRPORT SERVICES PRIVATE LIMITED in the matter of making submission before the Airports Economic Regulatory Authority of India, New Delhi. ('the Authority')
2. I am competent to make this submission before the authority
3. I am making the submission in any official capacity and the facts stated herein are based on official records
4. The contents of this submission which include inter alia (i) Business Plan (ii) Information Relating to the Regulatory Building Blocks (iii) Competition Assessment (iv) Historical and Forecasted Volumes and (v) Historical Revenues are correct and true to my knowledge and belief and nothing material has been concealed there from



Sd/ *Kalpesh Kumar Singh*

Place MUMBAI

Date: 18-03-2016

Form F9: Formats for Forecast and Actual Roll-forward Regulatory Asset Base (RAB)

Financial Year	2016-2017	2017-2018	2018-2019	2019-2020	2020-2021	2021-2022	2022-2023	2023-2024	2024-2025	2025-2026	2026-2027	2027-2028	2028-2029	2029-2030	2030-2031	2031-2032	2032-2033	2033-2034	2034-2035					
Land	0.00	0.00	0.00	0.00	0.00	0.00	0.00	0.00	0.00	0.00	0.00	0.00	0.00	0.00	0.00	0.00	0.00	0.00	0.00	0.00				
Run ways	0.00	0.00	0.00	0.00	0.00	0.00	0.00	0.00	0.00	0.00	0.00	0.00	0.00	0.00	0.00	0.00	0.00	0.00	0.00	0.00	0.00			
Taxi way	0.00	0.00	0.00	0.00	0.00	0.00	0.00	0.00	0.00	0.00	0.00	0.00	0.00	0.00	0.00	0.00	0.00	0.00	0.00	0.00	0.00	0.00		
Apron	0.00	0.00	0.00	0.00	0.00	0.00	0.00	0.00	0.00	0.00	0.00	0.00	0.00	0.00	0.00	0.00	0.00	0.00	0.00	0.00	0.00	0.00	0.00	
Roads	0.00	0.00	0.00	0.00	0.00	0.00	0.00	0.00	0.00	0.00	0.00	0.00	0.00	0.00	0.00	0.00	0.00	0.00	0.00	0.00	0.00	0.00	0.00	
Bridges	0.00	0.00	0.00	0.00	0.00	0.00	0.00	0.00	0.00	0.00	0.00	0.00	0.00	0.00	0.00	0.00	0.00	0.00	0.00	0.00	0.00	0.00	0.00	0.00



Airports Economic Regulatory Authority of India

s	Elect	0.00	0.00	0.00	0.00	0.00	0.00	0.00	0.00	0.00	0.00	0.00	0.00	0.00	0.00	0.00	0.00	0.00	0.00	0.00	0.00	0.00	
	Instal																						
	lation																						
	Offic	0.00	0.00	0.00	0.00	0.00	0.00	0.00	0.00	0.00	0.00	0.00	0.00	0.00	0.00	0.00	0.00	0.00	0.00	0.00	0.00	0.00	0.00
	e																						
	Eqpt.																						
	Atm	0.00	0.00	0.00	0.00	0.00	0.00	0.00	0.00	0.00	0.00	0.00	0.00	0.00	0.00	0.00	0.00	0.00	0.00	0.00	0.00	0.00	0.00
	Furni																						
	ture																						
	Xray	0.00	0.00	0.00	0.00	0.00	0.00	0.00	0.00	0.00	0.00	0.00	0.00	0.00	0.00	0.00	0.00	0.00	0.00	0.00	0.00	0.00	0.00
	Cft																						
	Fire																						
	Fighti																						
	ng																						
	Eqpt.																						
	Othe	0.00	-774	0.00	0.00	0.00	0.00	0.00	0.00	0.00	0.00	0.00	0.00	0.00	0.00	0.00	0.00	0.00	0.00	0.00	0.00	0.00	0.00
	r 1		2196	9999			7742	8148	8758	9368	9978												
			5.00	9.99			1965	8631	8631	8631	8631												
							.00	.00	.00	.00	.00												
	Othe	0.00	0.00	0.00	0.00	0.00	0.00	0.00	0.00	0.00	0.00	0.00	0.00	0.00	0.00	0.00	0.00	0.00	0.00	0.00	0.00	0.00	0.00
	r 2																						
	Othe	0.00	0.00	0.00	0.00	0.00	0.00	0.00	0.00	0.00	0.00	0.00	0.00	0.00	0.00	0.00	0.00	0.00	0.00	0.00	0.00	0.00	0.00
	r 3																						
	Othe	0.00	0.00	0.00	0.00	0.00	0.00	0.00	0.00	0.00	0.00	0.00	0.00	0.00	0.00	0.00	0.00	0.00	0.00	0.00	0.00	0.00	0.00
	r 4																						
	Othe	0.00	0.00	0.00	0.00	0.00	0.00	0.00	0.00	0.00	0.00	0.00	0.00	0.00	0.00	0.00	0.00	0.00	0.00	0.00	0.00	0.00	0.00
	r 5																						



Form F10(c): Year-wise Capital Expenditure Financing Plans for next 10 years

Financial Year	2016-2017	2017-2018	2018-2019	2019-2020	2020-2021
Internal Accrual	20000000.00	20000000.00	30000000.00	30000000.00	30000000.00
Total Capex Planned	0.00	0.00	0.00	0.00	0.00
Equity Infused	0.00	0.00	0.00	0.00	0.00
User Contributions	0.00	0.00	0.00	0.00	0.00
Total Debt	0.00	0.00	0.00	0.00	0.00



Schedule

This schedule contains the various specified forms that relate to specific clause(s) of the guidelines or section(s) of the appendix as the case may be

Form A: (ref Section AI 1 of Appendix 1)

BEFORE THE AIRPORTS ECONOMIC REGULATORY AUTHORITY OF INDIA**AT NEW DELHI****SUBMISSION OF MULTI YEAR TARIFF PROPOSAL FOR AND ON BEHALF OF**

M/s

1. Kalpesh Kumar Singh aged 32 resident of AIR INDIA SATS AIRPORT SERVICES PRIVATE LIMITED, Plot No.C-05L, Kempegowda International Airport, Deventhalli acting in my official capacity as ISP in M/s AIR INDIA SATS AIRPORT SERVICES PRIVATE LIMITED having its registered office at AIR INDIA SATS AIRPORT SERVICES PRIVATE LIMITED GATE NO. 2, MAINTENANCE CENTER, RGIA, SHAMSHABAD do hereby state and affirm as under that:

- That I am authorized to act for and on behalf of M/s AIR INDIA SATS AIRPORT SERVICES PRIVATE LIMITED in the matter of making submission before the Airports Economic Regulatory Authority of India, New Delhi ('the Authority')
- I am competent to make this submission before the authority
- I am making the submission in any official capacity and the facts stated herein are based on official records
- The contents of this submission which include inter alia (i) Business Plan (ii) Information Relating to the Regulatory Building Blocks (iii) Competition Assessment (iv) Historical and Forecasted Volumes and (v) Historical Revenues are correct and true to my knowledge and belief and nothing material has been concealed there from

Sd/



Place

MUMBAI

Date: 18-03-2016

**Form F2(b): Historical and Projected Profit / Loss Account (Only for AO)**

Financial Year	2014-2015	2015-2016	2016-2017	2017-2018	2018-2019	2019-2020	2020-2021
Revenue From Regulated Services	0.00	0.00	0.00	0.00	0.00	0.00	0.00
Revenue From Other Than Regulated Services	0.00	0.00	0.00	0.00	0.00	0.00	0.00
Total Revenue	0.00	0.00	0.00	0.00	0.00	0.00	0.00
Pay Roll Costs	0.00	0.00	0.00	0.00	0.00	0.00	0.00
Admin And Other Expenses	12421642.57	14905971.07	13042720.00	13694857.00	14379599.00	15098580.00	15853508.00
Repair And Maintenance	0.00	0.00	35072590.00	36826220.00	38667531.00	40600907.00	42630953.00
Utilities And	93198827.72	111838593.10	176275224.50	185088985.70	194343435.00	204060606.70	214263637.10



Airports Economic Regulatory Authority of India

Outsourcing Expenses	0.00	0.00	0.00	0.00	0.00	0.00	0.00	0.00	0.00
Other Outflows	0.00	0.00	0.00	0.00	0.00	0.00	0.00	0.00	0.00
Total Operating Expenditure	105620470.29	126744564.17	224390534.50	235610062.70	247390565.00	259760093.70	272748098.10	272748098.10	272748098.10
Earning Before Depreciation Interest And Taxation	-105620470.29	-126744564.17	-224390534.50	-235610062.70	-247390565.00	-259760093.70	-272748098.10	-272748098.10	-272748098.10
Depreciation	0.00	0.00	77421965.00	81488631.00	87588631.00	93688631.00	99788631.00	99788631.00	99788631.00
Earning Before Interest And Taxation	-105620470.29	-126744564.17	-301812499.50	-317098693.70	-334979196.00	-353448724.70	-372536729.10	-372536729.10	-372536729.10
Total Interest And Finance Charges	0.00	0.00	0.00	0.00	0.00	0.00	0.00	0.00	0.00
Profit Loss Before Tax	-105620470.29	-126744564.17	-301812499.50	-317098693.70	-334979196.00	-353448724.70	-372536729.10	-372536729.10	-372536729.10
Tax	0.00	0.00	0.00	0.00	0.00	0.00	0.00	0.00	0.00
Profit Loss After Taxation	-105620470.29	-126744564.17	-301812499.50	-317098693.70	-334979196.00	-353448724.70	-372536729.10	-372536729.10	-372536729.10
Balance Carried To Balance Sheet	0.00	0.00	0.00	0.00	0.00	0.00	0.00	0.00	0.00



Form F3: Historical and Projected Profit / Loss Account (Only for ISP)

Financial Year	2014-2015	2015-2016	2016-2017	2017-2018	2018-2019	2019-2020	2020-2021
Revenue From Regulated Services	0.00	0.00	0.00	0.00	0.00	0.00	0.00
Revenue From Other Than Regulated Services	0.00	0.00	0.00	0.00	0.00	0.00	0.00
Total Revenue	0.00	0.00	0.00	0.00	0.00	0.00	0.00
Pay Roll Costs	0.00	0.00	0.00	0.00	0.00	0.00	0.00
Repair And Maintenance Costs	0.00	0.00	35072590.00	36826220.00	38667531.00	40600907.00	42630953.00
Utilities And Outsourcing Costs	93198827.72	111838593.10	176275224.50	185088995.70	1943443435.00	204060606.70	214263637.10
Admin And General Expenses	12421642.57	14905971.07	13042720.00	13694857.00	14379599.00	15098580.00	15853508.00
Concession Fee	0.00	0.00	0.00	0.00	0.00	0.00	0.00
Other 1	0.00	0.00	0.00	0.00	0.00	0.00	0.00
Other 2	0.00	0.00	0.00	0.00	0.00	0.00	0.00
Other 3	0.00	0.00	0.00	0.00	0.00	0.00	0.00
Total Operating Expenditure	105620470.29	126744564.17	224390534.50	235610062.70	2473905665.00	259760093.70	272748098.10
Earning Before Depreciation Interest And Taxation	-105620470.29	-126744564.17	-224390534.50	-235610062.70	-2473905665.00	-259760093.70	-272748098.10
Depreciation And Amortisation	0.00	0.00	77421965.00	81488631.00	87588631.00	93688631.00	99788631.00
Earning Before Interest And Taxation	-105620470.29	-126744564.17	-301812499.50	-317098693.70	-334979196.00	-353448724.70	-372536729.10
Total Interest And Finance Charges	0.00	0.00	0.00	0.00	0.00	0.00	0.00
Profit Loss Before Tax	-105620470.29	-126744564.17	-301812499.50	-317098693.70	-334979196.00	-353448724.70	-372536729.10
Tax	0.00	0.00	0.00	0.00	0.00	0.00	0.00
Profit Loss After Taxation	-105620470.29	-126744564.17	-301812499.50	-317098693.70	-334979196.00	-353448724.70	-372536729.10
Balance Carried To Balance Sheet	-105620470.29	-126744564.17	-301812499.50	-317098693.70	-334979196.00	-353448724.70	-372536729.10

Form F16: Performance Report for the Tariff Year (Only for ISP)

Financial Year	2014-2015	2015-2016	2016-2017	2017-2018	2018-2019	2019-2020	2020-2021
Total Revenue From Regulated Services	0.00	0.00	0.00	0.00	0.00	0.00	0.00
Total Revenue From Services Other Than Regulated Services	0.00	0.00	0.00	0.00	0.00	0.00	0.00
Operating Expenditure	105620470.29	126744564.17	224390534.50	235610062.70	247390565.00	259760093.70	272748098.10
Depreciation	0.00	0.00	77421965.00	81488631.00	87588631.00	93688631.00	99788631.00
Total Expenditure	105620470.29	126744564.17	301812499.50	317098693.70	334979196.00	353448724.70	372536729.10
Regulatory Operating Profit	-105620470.29	-126744564.17	-301812499.50	-317098693.70	-334979196.00	-353448724.70	-372536729.10
Capital Expenditure	0.00	0.00	0.00	0.00	0.00	0.00	0.00
Opening Regulatory Asset Base (RAB)	0.00	0.00	0.00	-77421965.00	-158910596.00	0.00	0.00
Disposals/ Transfers	0.00	0.00	0.00	0.00	0.00	0.00	0.00
Closing Rab	0.00	0.00	-77421965.00	-158910596.00	-246499227.00	-93688631.00	-99788631.00
Average Regulatory Asset Base (RAB)	0.00	0.00	-38710982.50	-118166280.50	-202704911.50	-46844315.50	-49894315.50
WACC %	0.00	0.00	0.00	0.00	0.00	0.00	0.00
Return On Average Rab Wacc	0.00	0.00	0.00	0.00	0.00	0.00	0.00
Return On Average Regulatory Asset Base (RAB)	0.00	0.00	779.66	268.35	165.25	754.52	746.65
Corporate Tax On Return On Rab	0.00	0.00	0.00	0.00	0.00	0.00	0.00
ARR	105620470.29	126744564.17	301812499.50	317098693.70	334979196.00	353448724.70	372536729.10
Total Volume Cargo	0.00	0.00	138608077.00	145190414.00	152130521.00	159386677.00	167038156.00
Required Yield Cargo	0.00	0.00	2.18	2.18	2.20	2.22	2.23
Present Yield Cargo	0.00	0.00	0.00	0.00	0.00	0.00	0.00
Total Volume Fuel	0.00	0.00	0.00	0.00	0.00	0.00	0.00
Required Yield Fuel	0.00	0.00	0.00	0.00	0.00	0.00	0.00
Present Yield Fuel	0.00	0.00	0.00	0.00	0.00	0.00	0.00
Total Volume Atm	0.00	0.00	0.00	0.00	0.00	0.00	0.00

Required Yield Atm	0.00	0.00	0.00	0.00	0.00	0.00	0.00	0.00	0.00
Present Yield Atm	0.00	0.00	0.00	0.00	0.00	0.00	0.00	0.00	0.00



F2: Historical and Projected Balance Sheet (Only for ISP)

Financial Year	2014-2015	2015-2016	2016-2017	2017-2018	2018-2019	2019-2020	2020-2021
Share Capital	0.00	0.00	556890770.00	556890770.00	556890770.00	556890770.00	556890770.00
Share Application Money	0.00	0.00	0.00	0.00	0.00	0.00	0.00
Reverses And Surplus	0.00	0.00	2232582363.00	2839149937.00	3474016723.00	4138902321.00	4835612275.00
Loan Funds	0.00	0.00	0.00	0.00	0.00	0.00	0.00
Secured Loans	0.00	0.00	0.00	0.00	0.00	0.00	0.00
Unsecured Loans	0.00	0.00	0.00	0.00	0.00	0.00	0.00
Capital Grants	0.00	0.00	0.00	0.00	0.00	0.00	0.00
Deferred Tax Liability	0.00	0.00	0.00	0.00	0.00	0.00	0.00
Total Sources Of Funds	0.00	0.00	0.00	0.00	0.00	0.00	0.00
Gross Block (Net Of Assets Not In Use)	687567481.00	756324229.10	1141324229.00	1196324229.00	1241324229.00	1291324229.00	1336324229.00
Less: Accumulated Depreciation	333896537.00	407251835.00	507273799.70	618962431.00	740651062.30	874006360.30	1017361658.00
Net Block	353670944.00	349072394.10	634050429.40	577361798.10	500673166.80	417317868.80	318962570.80
Capital Work In Progress	0.00	0.00	0.00	0.00	0.00	0.00	0.00
Total Fixed Assets	0.00	0.00	0.00	0.00	0.00	0.00	0.00
Investments	0.00	0.00	0.00	0.00	0.00	0.00	0.00
Deferred Tax Assets	0.00	0.00	0.00	0.00	0.00	0.00	0.00
Sundry Debtors	66585134.00	68582688.02	69914390.70	73410110.24	77080615.75	80934646.53	84981378.86
Cash And Bank Balances	37872056.00	39008217.68	39765658.80	41753941.74	43841638.83	46033720.77	48335406.81
Inventories	3256763.00	3354465.89	3419601.15	3590581.21	3770110.27	3958615.78	4156546.57
Other Current Assets	0.00	0.00	0.00	0.00	0.00	0.00	0.00
Loans And Advances	2052371867.00	2443854045.00	2378753124.00	2669470360.00	2966775562.00	3275509566.00	3605809539.00
Total Current Assets	0.00	0.00	0.00	0.00	0.00	0.00	0.00
Liabilities	302130784.00	311194707.50	317237323.20	333099189.40	349754148.80	367241856.30	385603949.10
Provisions	100809849.00	103834144.50	105850341.50	111142858.50	116700001.40	122535001.50	128661751.60
Total Current Liabilities	0.00	0.00	0.00	0.00	0.00	0.00	0.00
Net Current Assets	0.00	0.00	0.00	0.00	0.00	0.00	0.00

Airports Economic Regulatory Authority of India

Total Application Of Fund	0.00	0.00	0.00	0.00	0.00	0.00	0.00	0.00
---------------------------	------	------	------	------	------	------	------	------



38

Form F2(a): Historical and Projected Balance Sheet

Financial Year	2015-2016	2016-2017	2017-2018	2018-2019	2019-2020	2020-2021
Share Holders Fund	0.00	0.00	0.00	0.00	0.00	0.00
Gross Block (Net Of Assets Not in Use)	1206178866.81	1206178866.81	1206178866.81	1206178866.81	1206178866.81	1206178866.81
Less: Accumulated Depreciation	0.00	77421965.00	158910596.00	246499227.00	340187858.00	439976489.00
Net Block	1206178866.81	1128756901.81	1047268270.81	959679639.81	865991008.81	766202377.81
Capital Work In Progress	0.00	0.00	0.00	0.00	0.00	0.00
Total Fixed Assets	2412357733.62	2412357733.62	2412357733.62	2412357733.62	2412357733.62	2412357733.62
Investments	0.00	0.00	0.00	0.00	0.00	0.00
Deferred Tax Assets	0.00	0.00	0.00	0.00	0.00	0.00
Sundry Debtors	68582688.02	69914391.00	73410110.00	77080616.00	80934647.00	84981379.00
Cash And Bank Balances	39008217.68	39765659.00	41753942.00	43841639.00	46033721.00	483335407.00
Inventories	3354465.89	3419601.00	3590581.00	3770110.00	3958616.00	4156547.00
Other Current Assets	0.00	0.00	0.00	0.00	0.00	0.00
Loans And Advances	2443854045.00	2697388730.00	3375653165.00	4078827222.00	4818656023.00	5596971910.00
Total Current Assets	2554799416.59	2810488381.00	3494407798.00	4203519587.00	4949583007.00	5734445243.00
Liabilities	311194707.50	317237323.00	333099189.00	349754149.00	367241856.00	385603949.00
Provisions	0.00	0.00	0.00	0.00	0.00	0.00
Net Current Assets	2243604709.09	2493251058.00	3161308609.00	3853765438.00	4582341151.00	5348841294.00
Total Application Of Fund	3449783575.90	3622007959.81	4208576879.81	4813445077.81	5448332159.81	6115043671.81



Form F4: Historical and projected cash flow statement (Only for ISP)

Financial Year	2014-2015	2015-2016	2016-2017	2017-2018	2018-2019	2019-2020	2020-2021
Net Profit Before Taxation	-105620470.29	-126744564.17	-301812499.50	-317098693.70	-334979196.00	-353448724.70	-372536729.10
Depreciation And Amortisation	0.00	0.00	77421965.00	81488631.00	87588631.00	93688631.00	99788631.00
Loss / (Profit) On Sales Of Assets(net)	0.00	0.00	0.00	0.00	0.00	0.00	0.00
Interest Income	0.00	0.00	0.00	0.00	0.00	0.00	0.00
Provision –Additions (write Back) Net	0.00	0.00	0.00	0.00	0.00	0.00	0.00
Operating Profit Before Working Capital Changes	-105620470.29	-126744564.17	-224390534.50	-235610062.70	-247390565.00	-259760093.70	-272748098.10
Decrease/ Increase In Trade Receivables	-1997554.02	-1331702.98	-3495719.00	-3670506.00	-3854031.00	-4046732.00	0.00
Decrease/ Increase In Inventories	-97702.89	-65135.11	-170980.00	-179529.00	-188506.00	-197931.00	0.00
Decrease/ Increase In Cash And Bank Balance	-1136161.68	-757441.32	-1988283.00	-2087697.00	-2192082.00	-2301686.00	0.00
Decrease/ Increase In Loans And Advances	-391482178.00	-253534685.00	-678264435.00	-703174057.00	-739828801.00	-778315887.00	0.00
Decrease/ Increase In Sundry Creditors	9063923.50	6042615.50	15861866.00	16654960.00	17487707.00	18362093.00	0.00
Decrease/ Increase In Provisions	3024295.50	2016196.50	5292518.00	5557142.00	5835001.00	6126750.00	0.00
Net Cash Flow From Operating Activities	-488245847.88	-374374716.58	-887155567.50	-922509749.70	-970131277.00	-1020133486.70	-272748098.10
Purchase Of Fixed Assets	-1206178866.81	0.00	0.00	0.00	0.00	0.00	0.00
Decrease In WIP Assets	0.00	0.00	0.00	0.00	0.00	0.00	0.00
Cash From Investing Activities	-1206178866.81	0.00	0.00	0.00	0.00	0.00	0.00
Decrease In Share	0.00	0.00	0.00	0.00	0.00	0.00	0.00

Airports Economic Regulatory Authority of India

Capital													
Cash Flow From Financing Activities	0.00	0.00	0.00	0.00	0.00	0.00	0.00	0.00	0.00	0.00	0.00	0.00	0.00
Net Change In Cash And Cash Equivalents	-1694424714.69	-374374716.58	-887155567.50	-922509749.70	-970131277.00	-1020133486.70	-272748098.10						
Cash And Cash Equivalents At The Beginning Of The Period	0.00	0.00	39008217.68	39765659.00	41753942.00	43841639.00	46033721.00						
Cash And Cash Equivalents At The End Of The Period	0.00	39008217.68	39765659.00	41753942.00	43841639.00	46033721.00	46033721.00						



Form F14(a): Annual Tariff Proposal for Tariff Year T-Format for providing information on EMAY

Financial Year	2014-2015	2015-2016	2016-2017	2017-2018	2018-2019	2019-2020	2020-2021
Yield Per Unit	0.00	0.00	8.60	8.62	8.64	8.66	8.67
Error Correction Term (from Year T-2)	0.00	0.00	0.00	0.00	0.00	0.00	0.00
Estimated Maximum Allowed Yield (EMAY)	0.00	0.00	0.00	0.00	0.00	0.00	0.00



aisats - bengaluru - cargo

Airports Economic Regulatory Authority of India

Schedule

This schedule contains the various specified forms that relate to specific clause(s) of the guidelines or section(s) of the appendix as the case may be Form A: (ref Section A1.1 of Appendix 1)

BEFORE THE AIRPORTS ECONOMIC REGULATORY AUTHORITY OF INDIA AT NEW DELHI

SUBMISSION OF MULTI YEAR TARIFF PROPOSAL FOR AND ON BEHALF OF

M/s

1. Kalpesh Kumar Singh aged 32 resident of AIR INDIA SATS AIRPORT SERVICES PRIVATE LIMITED, Plot No.C-05L, Kempegowda International Airport, Deventhalli acting in my official capacity as ISE in M/s AIR INDIA SATS AIRPORT SERVICES PRIVATE LIMITED having its registered office at AIR INDIA SATS AIRPORT SERVICES PRIVATE LIMITED, GATE NO. 2, MAINTENANCE CENTER, RGIA, SHAMSHABAD do hereby state and affirm as under that:

1. That I am authorized to act for and on behalf of M/s AIR INDIA SATS AIRPORT SERVICES PRIVATE LIMITED in the matter of making submission before the Airports Economic Regulatory Authority of India, New Delhi (the Authority)
2. I am competent to make this submission before the authority
3. I am making the submission in any official capacity and the facts stated herein are based on official records
4. The contents of this submission which include inter alia (i) Business Plan (ii) Information Relating to the Regulatory Building Blocks (iii) Competition Assessment (iv) Historical and Forecasted Volumes and (v) Historical Revenues are correct and true to my knowledge and belief and nothing material has been concealed there from

Sd/

Place

Date: 30-03-2016

Form F12(a): Historical and Projected Passenger Traffic (Only for AO)

Financial Year	2005-06	2006-07	2007-08	2008-09	2009-10	2010-11	2011-12	2012-13	2013-14	2014-15	2015-16	2016-17	2017-18	2018-19	2019-20	2020-21	2021-22	2022-23		
Domestic Scheduled Embarking	0.00	0.00	0.00	0.00	0.00	0.00	0.00	0.00	0.00	0.00	0.00	0.00	0.00	0.00	0.00	0.00	0.00	0.00	0.00	
Domestic Scheduled Disembarking	0.00	0.00	0.00	0.00	0.00	0.00	0.00	0.00	0.00	0.00	0.00	0.00	0.00	0.00	0.00	0.00	0.00	0.00	0.00	0.00
Domestic Nonscheduled Embarking	0.00	0.00	0.00	0.00	0.00	0.00	0.00	0.00	0.00	0.00	0.00	0.00	0.00	0.00	0.00	0.00	0.00	0.00	0.00	0.00

Airports Economic Regulatory Authority of India

99

Domestic Nonscheduled Embarking	0.00	0.00	0.00	0.00	0.00	0.00	0.00	0.00	0.00	0.00	0.00	0.00	0.00	0.00	0.00	0.00	0.00	0.00	0.00
Domestic Total	0.00	0.00	0.00	0.00	0.00	0.00	0.00	0.00	0.00	0.00	0.00	0.00	0.00	0.00	0.00	0.00	0.00	0.00	0.00
International Scheduled Embarking	0.00	0.00	0.00	0.00	0.00	0.00	0.00	0.00	0.00	0.00	0.00	0.00	0.00	0.00	0.00	0.00	0.00	0.00	0.00
International Scheduled Embarking	0.00	0.00	0.00	0.00	0.00	0.00	0.00	0.00	0.00	0.00	0.00	0.00	0.00	0.00	0.00	0.00	0.00	0.00	0.00
International Nonscheduled Embarking	0.00	0.00	0.00	0.00	0.00	0.00	0.00	0.00	0.00	0.00	0.00	0.00	0.00	0.00	0.00	0.00	0.00	0.00	0.00
International Nonscheduled Embarking	0.00	0.00	0.00	0.00	0.00	0.00	0.00	0.00	0.00	0.00	0.00	0.00	0.00	0.00	0.00	0.00	0.00	0.00	0.00
International Total Passengers	0.00	0.00	0.00	0.00	0.00	0.00	0.00	0.00	0.00	0.00	0.00	0.00	0.00	0.00	0.00	0.00	0.00	0.00	0.00
Percentage From Central Forecast	2	2	2	2	2	2	2	2	2	2	2	2	2	2	2	2	2	2	2
Lower Bound	0	0	0	0	0	0	0	0	0	0	0	0	0	0	0	0	0	0	0

45

Form F12 (a) - Historical and Projected Cargo Volumes in tonnes (Only for ISP)

Financial Year	2011-20 12	2012-20 13	2013-20 14	2014-20 15	2015-20 16	2016-20 17	2017-20 18	2018-20 19	2019-20 20	2020-20 21	2021-20 22	2005-20 06	2006-20 07	2007-20 08	2008-20 09	2009-20 10	2010-20 11	2022-20 23
Domestic Loaded General	0.00	14297307	14726227	15168013	15623054	16091745	0.00	0.00	0.00	0.00	0.00	0.00	0.00	0.00	0.00	0.00	0.00	0.00
Domestic Loaded Perishable	0.00	0.00	0.00	0.00	0.00	2101	2164	22229	2296	2364	0.00	0.00	0.00	0.00	0.00	0.00	0.00	0.00
Domestic Loaded Valuable	0.00	0.00	0.00	0.00	0.00	0.00	0.00	0.00	0.00	0.00	0.00	0.00	0.00	0.00	0.00	0.00	0.00	0.00
Domestic Loaded Other	0.00	0.00	0.00	0.00	0.00	0.00	0.00	0.00	0.00	0.00	0.00	0.00	0.00	0.00	0.00	0.00	0.00	0.00
Domestic Unloaded General	0.00	9888663	10086437	10288165	10493929	10703807	0.00	0.00	0.00	0.00	0.00	0.00	0.00	0.00	0.00	0.00	0.00	0.00
Domestic Unloaded Perishable	0.00	0.00	0.00	0.00	0.00	352	359	366	374	381	0.00	0.00	0.00	0.00	0.00	0.00	0.00	0.00
Domestic Unloaded Other	0.00	0.00	0.00	0.00	0.00	0.00	0.00	0.00	0.00	0.00	0.00	0.00	0.00	0.00	0.00	0.00	0.00	0.00
International Loaded General	0.00	68936425	73072611	77456967	82104386	87030649	0.00	0.00	0.00	0.00	0.00	0.00	0.00	0.00	0.00	0.00	0.00	0.00
International Loaded Perishable	0.00	0.00	0.00	0.00	0.00	2872	3045	3227	3421	3626	0.00	0.00	0.00	0.00	0.00	0.00	0.00	0.00
International Loaded Other	0.00	0.00	0.00	0.00	0.00	0.00	0.00	0.00	0.00	0.00	0.00	0.00	0.00	0.00	0.00	0.00	0.00	0.00

46

Internal Loaded Valuable	0.00	0.00	0.00	0.00	0.00	0.00	0.00	0.00	0.00	0.00	0.00	0.00	0.00	0.00	0.00	0.00	0.00	0.00	0.00	0.00	0.00	0.00	0.00	
Internal Loaded Other	0.00	0.00	0.00	0.00	0.00	0.00	0.00	0.00	0.00	0.00	0.00	0.00	0.00	0.00	0.00	0.00	0.00	0.00	0.00	0.00	0.00	0.00	0.00	0.00
Internal Unloaded General	0.00	0.00	0.00	0.00	0.00	0.00	0.00	0.00	0.00	0.00	0.00	0.00	0.00	0.00	0.00	0.00	0.00	0.00	0.00	0.00	0.00	0.00	0.00	0.00
Internal Unloaded Perishable	0.00	0.00	0.00	0.00	0.00	0.00	0.00	0.00	0.00	0.00	0.00	0.00	0.00	0.00	0.00	0.00	0.00	0.00	0.00	0.00	0.00	0.00	0.00	0.00
Internal Unloaded Valuable	0.00	0.00	0.00	0.00	0.00	0.00	0.00	0.00	0.00	0.00	0.00	0.00	0.00	0.00	0.00	0.00	0.00	0.00	0.00	0.00	0.00	0.00	0.00	0.00
Internal Unloaded Other	0.00	0.00	0.00	0.00	0.00	0.00	0.00	0.00	0.00	0.00	0.00	0.00	0.00	0.00	0.00	0.00	0.00	0.00	0.00	0.00	0.00	0.00	0.00	0.00
Forecast Error Correction Band Operational	0.00	0.00	0.00	0.00	0.00	0.00	0.00	0.00	0.00	0.00	0.00	0.00	0.00	0.00	0.00	0.00	0.00	0.00	0.00	0.00	0.00	0.00	0.00	0.00
Forecast Error Correction Band	0.00	0.00	0.00	0.00	0.00	0.00	0.00	0.00	0.00	0.00	0.00	0.00	0.00	0.00	0.00	0.00	0.00	0.00	0.00	0.00	0.00	0.00	0.00	0.00
Forecast Error Correction Band Co	0.00	0.00	0.00	0.00	0.00	0.00	0.00	0.00	0.00	0.00	0.00	0.00	0.00	0.00	0.00	0.00	0.00	0.00	0.00	0.00	0.00	0.00	0.00	0.00

Form F12(b): Forecasted Passenger Traffic (Only for AO)

Financial Year	2010-2011	2011-2012	2012-2013	2013-2014	2014-2015	2015-2016	2016-2017	2017-2018	2018-2019	2019-2020	2020-2021	2021-2022	2022-2023
Domestic Embarking Optimistic	0	0	0	0	0	0	0	0	0	0	0	0	0
Domestic Embarking Mostlikely	0.00	0.00	0.00	0.00	0.00	0.00	0.00	0.00	0.00	0.00	0.00	0.00	0.00
Domestic Embarking Conservative	0	0	0	0	0	0	0	0	0	0	0	0	0
Domestic Disembarking Optimistic	0	0	0	0	0	0	0	0	0	0	0	0	0
Domestic Disembarking Mostlikely	0.00	0.00	0.00	0.00	0.00	0.00	0.00	0.00	0.00	0.00	0.00	0.00	0.00
Domestic Disembarking Conservative	0	0	0	0	0	0	0	0	0	0	0	0	0
Domestic Total Optimistic	0	0	0	0	0	0	0	0	0	0	0	0	0
Domestic Total Mostlikely	0.00	0.00	0.00	0.00	0.00	0.00	0.00	0.00	0.00	0.00	0.00	0.00	0.00
Domestic Total Conservative	0	0	0	0	0	0	0	0	0	0	0	0	0
International Embarking Optimistic	0	0	0	0	0	0	0	0	0	0	0	0	0
International Embarking Mostlikely	0.00	0.00	0.00	0.00	0.00	0.00	0.00	0.00	0.00	0.00	0.00	0.00	0.00
International Embarking Conservative	0	0	0	0	0	0	0	0	0	0	0	0	0

EmbarKing Mostlikely	0	0	0	0	0	0	0	0	0	0	0	0	0	0	0	0	0	0	0	0	0	0
International EmbarKing Conservative	0	0	0	0	0	0	0	0	0	0	0	0	0	0	0	0	0	0	0	0	0	0
International DisembarKing Optimistic	0	0	0	0	0	0	0	0	0	0	0	0	0	0	0	0	0	0	0	0	0	0
International DisembarKing Mostlikely	0.00	0.00	0.00	0.00	0.00	0.00	0.00	0.00	0.00	0.00	0.00	0.00	0.00	0.00	0.00	0.00	0.00	0.00	0.00	0.00	0.00	0.00
International DisembarKing Conservative	0	0	0	0	0	0	0	0	0	0	0	0	0	0	0	0	0	0	0	0	0	0
International Total Optimistic	0	0	0	0	0	0	0	0	0	0	0	0	0	0	0	0	0	0	0	0	0	0
International Total Mostlikely	0.00	0.00	0.00	0.00	0.00	0.00	0.00	0.00	0.00	0.00	0.00	0.00	0.00	0.00	0.00	0.00	0.00	0.00	0.00	0.00	0.00	0.00
International Total Conservative	0	0	0	0	0	0	0	0	0	0	0	0	0	0	0	0	0	0	0	0	0	0

Form F12 (b) -Historical Aircraft Movement (Only for ISP)

Financial Year	2011-2012	2012-2013	2013-2014	2014-2015	2015-2016	2016-2017	2017-2018	2018-2019	2019-2020	2020-2021	2021-2022
Domestic Landing	0	0.00	0.00	0.00	0.00	0.00	0.00	0.00	0.00	0.00	0.00
International Landing	0.00	0.00	0.00	0.00	0.00	0.00	0.00	0.00	0.00	0.00	0.00
Forecast Error Correction Band Optimistic	0.00	0.00	0.00	0.00	0.00	0.00	0.00	0.00	0.00	0.00	0.00
Forecast Error Correction Band	0.00	0.00	0.00	0.00	0.00	0.00	0.00	0.00	0.00	0.00	0.00
Forecast Error Correction Band Conservative	0.00	0.00	0.00	0.00	0.00	0.00	0.00	0.00	0.00	0.00	0.00

Form F12(c): Historical and Projected ATM Traffic (Only for AO)

Financial Year	2005-20 06	2006-20 07	2007-20 08	2008-20 09	2009-20 10	2010-20 11	2011-20 12	2012-20 13	2013-20 14	2014-20 15	2015-20 16	2016-20 17	2017-20 18	2018-20 19	2019-20 20	2020-20 21	2021-20 22	2022-20 23
Domestic Scheduled	0.00	0.00	0.00	0.00	0.00	0.00	0.00	0.00	0.00	0.00	0.00	0.00	0.00	0.00	0.00	0.00	0.00	0.00
Domestic Nonscheduled	0.00	0.00	0.00	0.00	0.00	0.00	0.00	0.00	0.00	0.00	0.00	0.00	0.00	0.00	0.00	0.00	0.00	0.00
International Scheduled	0.00	0.00	0.00	0.00	0.00	0.00	0.00	0.00	0.00	0.00	0.00	0.00	0.00	0.00	0.00	0.00	0.00	0.00
International Nonscheduled	0.00	0.00	0.00	0.00	0.00	0.00	0.00	0.00	0.00	0.00	0.00	0.00	0.00	0.00	0.00	0.00	0.00	0.00
Total Scheduled	0.00	0.00	0.00	0.00	0.00	0.00	0.00	0.00	0.00	0.00	0.00	0.00	0.00	0.00	0.00	0.00	0.00	0.00
Total Nonscheduled	0.00	0.00	0.00	0.00	0.00	0.00	0.00	0.00	0.00	0.00	0.00	0.00	0.00	0.00	0.00	0.00	0.00	0.00

52

Form F12 (c) -Projected Aircraft Movement (Only for ISP)

Financial Year	2005-06	2006-07	2007-08	2008-09	2009-10	2010-11	2011-12	2012-13	2013-14	2014-15	2015-16	2016-17	2017-18	2018-19	2019-20	2020-21	2021-22	2022-23		
Domestic Landing Optimistic	0.00	0.00	0.00	0.00	0.00	0.00	0.00	0.00	0.00	0.00	0.00	0.00	0.00	0.00	0.00	0.00	0.00	0.00	0.00	
Domestic Landing Most likely	0.00	0.00	0.00	0.00	0.00	0.00	0.00	0.00	0.00	0.00	0.00	0.00	0.00	0.00	0.00	0.00	0.00	0.00	0.00	0.00
Domestic Landing Conservative	0.00	0.00	0.00	0.00	0.00	0.00	0.00	0.00	0.00	0.00	0.00	0.00	0.00	0.00	0.00	0.00	0.00	0.00	0.00	0.00
Domestic Landing Total	0.00	0.00	0.00	0.00	0.00	0.00	0.00	0.00	0.00	0.00	0.00	0.00	0.00	0.00	0.00	0.00	0.00	0.00	0.00	0.00
International Landing Optimistic	0.00	0.00	0.00	0.00	0.00	0.00	0.00	0.00	0.00	0.00	0.00	0.00	0.00	0.00	0.00	0.00	0.00	0.00	0.00	0.00
International Landing Conservative	0.00	0.00	0.00	0.00	0.00	0.00	0.00	0.00	0.00	0.00	0.00	0.00	0.00	0.00	0.00	0.00	0.00	0.00	0.00	0.00
International Landing Total	0.00	0.00	0.00	0.00	0.00	0.00	0.00	0.00	0.00	0.00	0.00	0.00	0.00	0.00	0.00	0.00	0.00	0.00	0.00	0.00
Forecast Error Correction Band Optimistic	0.00	0.00	0.00	0.00	0.00	0.00	0.00	0.00	0.00	0.00	0.00	0.00	0.00	0.00	0.00	0.00	0.00	0.00	0.00	0.00
Forecast Error Correction Band Conservative	0.00	0.00	0.00	0.00	0.00	0.00	0.00	0.00	0.00	0.00	0.00	0.00	0.00	0.00	0.00	0.00	0.00	0.00	0.00	0.00
Forecast Error Correction Band Total	0.00	0.00	0.00	0.00	0.00	0.00	0.00	0.00	0.00	0.00	0.00	0.00	0.00	0.00	0.00	0.00	0.00	0.00	0.00	0.00

Airports Economic Regulatory Authority of India

Error Correction Band	0.00	0.00	0.00	0.00	0.00	0.00	0.00	0.00	0.00	0.00	0.00	0.00	0.00	0.00	0.00	0.00	0.00
Forecast Error Correction Band Conservative	0.00	0.00	0.00	0.00	0.00	0.00	0.00	0.00	0.00	0.00	0.00	0.00	0.00	0.00	0.00	0.00	0.00

53

Form F12(d): Historical and Projected Cargo Volumes in tonnes (Only for AO)

Financial Year	2005-06	2006-07	2007-08	2008-09	2009-10	2010-11	2011-12	2012-13	2013-14	2014-15	2015-16	2016-17	2017-18	2018-19	2019-20	2020-21	2021-22	2022-23
Domestic Loaded General	0	0	0	0	0	0	0	0	0	0	0	0	0	0	0	0	0	0
Domestic Loaded Perishable	0	0	0	0	0	0	0	0	0	0	0	0	0	0	0	0	0	0
Domestic Loaded Valuable	0	0	0	0	0	0	0	0	0	0	0	0	0	0	0	0	0	0
Domestic Loaded Other	0	0	0	0	0	0	0	0	0	0	0	0	0	0	0	0	0	0
Domestic Loaded Total	0.00	0.00	0.00	0.00	0.00	0.00	0.00	0.00	0.00	0.00	0.00	0.00	0.00	0.00	0.00	0.00	0.00	0.00
Domestic Unloaded General	0	0	0	0	0	0	0	0	0	0	0	0	0	0	0	0	0	0
Domestic Unloaded Perishable	0	0	0	0	0	0	0	0	0	0	0	0	0	0	0	0	0	0
Domestic Unloaded Valuable	0	0	0	0	0	0	0	0	0	0	0	0	0	0	0	0	0	0
Domestic Unloaded Other	0	0	0	0	0	0	0	0	0	0	0	0	0	0	0	0	0	0
Domestic Unloaded Total	0.00	0.00	0.00	0.00	0.00	0.00	0.00	0.00	0.00	0.00	0.00	0.00	0.00	0.00	0.00	0.00	0.00	0.00

Airports Economic Regulatory Authority of India

55

International Loaded General	0	0	0	0	0	0	0	0	0	0	0	0	0	0	0	0	0	0	0	0	0	0	0	0	0	0	0	0	0	0	0	0	0	0	0		
International Loaded Perishable	0	0	0	0	0	0	0	0	0	0	0	0	0	0	0	0	0	0	0	0	0	0	0	0	0	0	0	0	0	0	0	0	0	0	0	0	
International Loaded Valuable	0	0	0	0	0	0	0	0	0	0	0	0	0	0	0	0	0	0	0	0	0	0	0	0	0	0	0	0	0	0	0	0	0	0	0	0	
International Loaded Other	0	0	0	0	0	0	0	0	0	0	0	0	0	0	0	0	0	0	0	0	0	0	0	0	0	0	0	0	0	0	0	0	0	0	0	0	
International Loaded Total	0.00	0.00	0.00	0.00	0.00	0.00	0.00	0.00	0.00	0.00	0.00	0.00	0.00	0.00	0.00	0.00	0.00	0.00	0.00	0.00	0.00	0.00	0.00	0.00	0.00	0.00	0.00	0.00	0.00	0.00	0.00	0.00	0.00	0.00	0.00	0.00	
International Unloaded General	0	0	0	0	0	0	0	0	0	0	0	0	0	0	0	0	0	0	0	0	0	0	0	0	0	0	0	0	0	0	0	0	0	0	0	0	
International Unloaded Perishable	0	0	0	0	0	0	0	0	0	0	0	0	0	0	0	0	0	0	0	0	0	0	0	0	0	0	0	0	0	0	0	0	0	0	0	0	
International Unloaded Valuable	0	0	0	0	0	0	0	0	0	0	0	0	0	0	0	0	0	0	0	0	0	0	0	0	0	0	0	0	0	0	0	0	0	0	0	0	
International Unloaded Total	0	0	0	0	0	0	0	0	0	0	0	0	0	0	0	0	0	0	0	0	0	0	0	0	0	0	0	0	0	0	0	0	0	0	0	0	0

56

Id Others	0.00	0.00	0.00	0.00	0.00	0.00	0.00	0.00	0.00	0.00	0.00	0.00	0.00	0.00	0.00	0.00	0.00	0.00	0.00	0.00
International Unloaded Total	0.00	0.00	0.00	0.00	0.00	0.00	0.00	0.00	0.00	0.00	0.00	0.00	0.00	0.00	0.00	0.00	0.00	0.00	0.00	0.00
Forecast Error Correction Band Optimistic	0.00	0.00	0.00	0.00	0.00	0.00	0.00	0.00	0.00	0.00	0.00	0.00	0.00	0.00	0.00	0.00	0.00	0.00	0.00	0.00
Forecast Error Correction Band	0.00	0.00	0.00	0.00	0.00	0.00	0.00	0.00	0.00	0.00	0.00	0.00	0.00	0.00	0.00	0.00	0.00	0.00	0.00	0.00
Forecast Error Correction Band Conservative	0.00	0.00	0.00	0.00	0.00	0.00	0.00	0.00	0.00	0.00	0.00	0.00	0.00	0.00	0.00	0.00	0.00	0.00	0.00	0.00

Form F12 (d) - Historical and Projected fuel throughput in kilolitres (Only for ISP)

Financial Year	2005-2006	2006-2007	2007-2008	2008-2009	2009-2010	2010-2011	2011-2012	2012-2013	2013-2014	2014-2015	2015-2016	2016-2017	2017-2018	2018-2019	2019-2020	2020-2021	2021-2022	2022-2023
Reliance	0.00	0.00	0.00	0.00	0.00	0.00	0.00	0.00	0.00	0.00	0.00	0.00	0.00	0.00	0.00	0.00	0.00	0.00
IOCL	0.00	0.00	0.00	0.00	0.00	0.00	0.00	0.00	0.00	0.00	0.00	0.00	0.00	0.00	0.00	0.00	0.00	0.00
BPCL	0.00	0.00	0.00	0.00	0.00	0.00	0.00	0.00	0.00	0.00	0.00	0.00	0.00	0.00	0.00	0.00	0.00	0.00
HPCL	0.00	0.00	0.00	0.00	0.00	0.00	0.00	0.00	0.00	0.00	0.00	0.00	0.00	0.00	0.00	0.00	0.00	0.00
Domestic Flights	0.00	0.00	0.00	0.00	0.00	0.00	0.00	0.00	0.00	0.00	0.00	0.00	0.00	0.00	0.00	0.00	0.00	0.00
International Flights	0.00	0.00	0.00	0.00	0.00	0.00	0.00	0.00	0.00	0.00	0.00	0.00	0.00	0.00	0.00	0.00	0.00	0.00
Forecast Error Band Optimistic	0.00	0.00	0.00	0.00	0.00	0.00	0.00	0.00	0.00	0.00	0.00	0.00	0.00	0.00	0.00	0.00	0.00	0.00
Forecast Error Band Pessimistic	0.00	0.00	0.00	0.00	0.00	0.00	0.00	0.00	0.00	0.00	0.00	0.00	0.00	0.00	0.00	0.00	0.00	0.00
Forecast Error Band Conservative	0.00	0.00	0.00	0.00	0.00	0.00	0.00	0.00	0.00	0.00	0.00	0.00	0.00	0.00	0.00	0.00	0.00	0.00

Form F12(e): Historical and Projected ATM Traffic by Aircraft Type and Aircraft Weight

Financial Year	2014-2015	2015-2016	2016-2017	2017-2018	2018-2019	2019-2020	2020-2021
Type 1	0	0	0	0	0	0	0
Type 1	0	0	0	0	0	0	0
Type 3	0	0	0	0	0	0	0
Type 4	0	0	0	0	0	0	0
Other Type 1	0	0	0	0	0	0	0
Other Type 2	0	0	0	0	0	0	0
Other Type 3	0	0	0	0	0	0	0
Other Type 4	0	0	0	0	0	0	0
Other Type 5	0	0	0	0	0	0	0
Total Aircraft Type Traffic	0.00	0	0	0	0	0	0
Weight Category 1	0	0	0	0	0	0	0
Weight Category 2	0	0	0	0	0	0	0
Weight Category 3	0	0	0	0	0	0	0
Other Weight 1	0	0	0	0	0	0	0
Other Weight 2	0	0	0	0	0	0	0
Other Weight 3	0	0	0	0	0	0	0
Other Weight 4	0	0	0	0	0	0	0
Other Weight 5	0	0	0	0	0	0	0
Total Aircraft Weight Traffic	0	0	0	0	0	0	0

Form F12(f): Historical and Projected Average Passenger per ATM

Financial Year	2014-2015	2015-2016	2016-2017	2017-2018	2018-2019	2019-2020	2020-2021
Aircraft Type 1	0	NA	NA	NA	NA	NA	NA
Aircraft Type 2	NA	NA	NA	NA	NA	NA	NA
Aircraft Type 3	NA	NA	NA	NA	NA	NA	NA
Aircraft Type 4	NA	NA	NA	NA	NA	NA	NA

Form F12(g): Historical and Projected fuel throughput in kilolitres

Financial Year	2014-2015	2015-2016	2016-2017	2017-2018	2018-2019	2019-2020	2020-2021
Fuel From Company 1	0.00	0.00	0.00	0.00	0.00	0.00	0.00
Fuel From Company 2	0.00	0.00	0.00	0.00	0.00	0.00	0.00
Fuel From Company 3	0.00	0.00	0.00	0.00	0.00	0.00	0.00
Fuel From Company 4	0.00	0.00	0.00	0.00	0.00	0.00	0.00
Domestic Flight	0.00	0.00	0.00	0.00	0.00	0.00	0.00
International Flight	0.00	0.00	0.00	0.00	0.00	0.00	0.00
Total	0.00	0.00	0.00	0.00	0.00	0.00	0.00

Schedule

This schedule contains the various specified forms that relate to specific clause(s) of the guidelines or section(s) of the appendix as the case may be Form A: (ref Section A1.1 of Appendix 1)

BEFORE THE AIRPORTS ECONOMIC REGULATORY AUTHORITY OF INDIA AT NEW DELHI

SUBMISSION OF MULTI YEAR TARIFF PROPOSAL FOR AND ON BEHALF OF

M/s

1. Kalpesh Kumar Singh aged 32 resident of AIR INDIA SATS AIRPORT SERVICES PRIVATE LIMITED, Plot No.C-05L, Kempegowda International Airport, Deventhalli acting in my official capacity as ISP in M/s AIR INDIA SATS AIRPORT SERVICES PRIVATE LIMITED having its registered office at AIR INDIA SATS AIRPORT SERVICES PRIVATE LIMITED GATE NO. 2, MAINTENANCE CENTER, RGIA, SHAMSHABAD do hereby state and affirm as under that:

1. That I am authorized to act for and on behalf of M/s AIR INDIA SATS AIRPORT SERVICES PRIVATE LIMITED in the matter of making submission before the Airports Economic Regulatory Authority of India, New Delhi (the Authority)
2. I am competent to make this submission before the authority
3. I am making the submission in my official capacity and the facts stated herein are based on official records
4. The contents of this submission which include inter alia (i) Business Plan (ii) Information Relating to the Regulatory Building Blocks (iii) Competition Assessment (iv) Historical and Forecasted Volumes and (v) Historical Revenues are correct and true to my knowledge and belief and nothing material has been concealed there from

Sd/

Place

Date: 30-03-2016

Form F11(a): Details of Employees Staff Strength

Financial Year	2014-2015	2015-2016	2016-2017	2017-2018	2018-2019	2019-2020	2020-2021
APD	0	0	0	0	0	0	0
ATC/ Operations	0	0	0	0	0	0	0
CNS	0	0	0	0	0	0	0
Human Resource	0	0	0	0	0	0	0
Official Language	0	0	0	0	0	0	0
Finance	0	0	0	0	0	0	0
Terminal Management	0	0	0	0	0	0	0
Housekeeping							
Engineering	0	0	0	0	0	0	0
Commercial	0	0	0	0	0	0	0
Land Management	0	0	0	0	0	0	0

Airports Economic Regulatory Authority of India

Security	0	0	0	0	0	0	0	0	0
Mt Workshop	0	0	0	0	0	0	0	0	0
Fire	0	0	0	0	0	0	0	0	0
Medical	0	0	0	0	0	0	0	0	0
Cargo	0	0	0	0	0	0	0	0	0
Other 1	541	582	496	520	546	574	602	602	602
Other 2	0	0	0	0	0	0	0	0	0
Other 3	0	0	0	0	0	0	0	0	0
Other 4	0	0	0	0	0	0	0	0	0
Total Full Time Employees	0	0	496	520	546	574	602	602	602
Other 5	135	135	142	149	156	164	172	172	172
Other 6	0	0	0	0	0	0	0	0	0
Department Wise Part Time Contractual Employee	0	0	142	149	156	164	172	172	172
Total Particulars	0	0	638	669	702	738	774	774	774

Form F11(b): Payroll Related Expenditure and Provisions (Only for AO)

Financial Year	2014-2015	2015-2016	2016-2017	2017-2018	2018-2019	2019-2020	2020-2021
Salary And Wages	0.00	0.00	0.00	0.00	0.00	0.00	0.00
Overtime	0.00	0.00	0.00	0.00	0.00	0.00	0.00
Staff Welfare Fund	0.00	0.00	0.00	0.00	0.00	0.00	0.00
Medical Expenses	0.00	0.00	0.00	0.00	0.00	0.00	0.00
Provident Fund Contribution	0.00	0.00	0.00	0.00	0.00	0.00	0.00
Other 1	0.00	0.00	0.00	0.00	0.00	0.00	0.00
Other 2	0.00	0.00	0.00	0.00	0.00	0.00	0.00
Other 3	0.00	0.00	0.00	0.00	0.00	0.00	0.00
Appointment Of Provisions Made At Chq	0.00	0.00	0.00	0.00	0.00	0.00	0.00
Total Staff Cost	0.00	0.00	0.00	0.00	0.00	0.00	0.00

Form F11(c): Admin & General Expenses

Financial Year	2014-2015	2015-2016	2016-2017	2017-2018	2018-2019	2019-2020	2020-2021
Director Sitting Fees	0.00	0.00	0.00	0.00	0.00	0.00	0.00
Rent Rate Taxes	109811.48	131773.78	115298.00	121063.00	127116.00	133472.00	140145.00
Municipal Taxes	0.00	0.00	0.00	0.00	0.00	0.00	0.00
Insurance	0.00	0.00	0.00	0.00	0.00	0.00	0.00
Advtg Publicity	4153042.20	4983650.64	4360694.00	4578729.00	4807665.00	5048049.00	5300451.00
Office Expenses	0.00	0.00	0.00	0.00	0.00	0.00	0.00
Telephone Charges	3045291.02	3654349.22	3197556.00	3357433.00	3525305.00	3701570.00	3886649.00
Printing And Stationery	0.00	0.00	0.00	0.00	0.00	0.00	0.00
Watch And Ward Expenses	0.00	0.00	0.00	0.00	0.00	0.00	0.00
Travelling Expenses	2244063.17	2692875.80	2356266.00	2474080.00	2597784.00	2727673.00	2864056.00
Other Administrative Charges 1	172112089.60	206534507.30	325530888.90	341807433.30	358897805.00	376842695.20	395684830.00
Other Administrative Charges 2	0.00	0.00	0.00	0.00	0.00	0.00	0.00
Legal Expenses	2869434.70	3443321.64	3012906.00	3163552.00	3321729.00	3487816.00	3662207.00
Audit Fees	0.00	0.00	0.00	0.00	0.00	0.00	0.00
Other Legal Expense 1	0.00	0.00	0.00	0.00	0.00	0.00	0.00
Other Legal Expense 2	0.00	0.00	0.00	0.00	0.00	0.00	0.00
Fees Paid To Outsiders (Consultancy / Advisory)	0.00	0.00	0.00	0.00	0.00	0.00	0.00
Conservancy Charges	0.00	0.00	0.00	0.00	0.00	0.00	0.00
Hire Charges Car Jeep	0.00	0.00	0.00	0.00	0.00	0.00	0.00
Other Consultancy Expense	0.00	0.00	0.00	0.00	0.00	0.00	0.00
Other 1	0.00	0.00	0.00	0.00	0.00	0.00	0.00
Other 2	0.00	0.00	0.00	0.00	0.00	0.00	0.00
Grand Total	12421642.57	14905971.07	13042720.00	13694857.00	14379599.00	15098580.00	15853508.00

Airports Economic Regulatory Authority of India

Apportionment Of Admn. Expenses (Overhead Expenses Other Than Employees Related)	0.00	0.00	0.00	0.00	0.00	0.00	0.00	0.00	0.00	0.00
Net A&G Expenses	12421642.57	14905971.07	13042720.00	13694857.00	14379599.00	15098580.00	15853508.00			

56

Form F11(d): Repair & Maintenance Expenditure

Financial Year	2014-2015	2015-2016	2016-2017	2017-2018	2018-2019	2019-2020	2020-2021
Civil	0.00	0.00	0.00	0.00	0.00	0.00	0.00
Electrical	0.00	0.00	0.00	0.00	0.00	0.00	0.00
Equipment And Furniture	0.00	0.00	0.00	0.00	0.00	0.00	0.00
Electronics	0.00	0.00	0.00	0.00	0.00	0.00	0.00
Other 1	34271811.00	49412582.65	41961849.17	44059941.63	46262938.71	48576085.64	51004889.93
Other 2	0.00	0.00	0.00	0.00	0.00	0.00	0.00
Other 3	0.00	0.00	0.00	0.00	0.00	0.00	0.00
Other 4	0.00	0.00	0.00	0.00	0.00	0.00	0.00
Total Of R M	0.00	0.00	35072590.00	36826220.00	38667531.00	40600907.00	42630953.00

Form F11(e): Utilities & Outsourcing Expenses

Financial Year	2014-2015	2015-2016	2016-2017	2017-2018	2018-2019	2019-2020	2020-2021
Electricity Unit Consumed	0.00	0.00	0.00	0.00	0.00	0.00	0.00
Unit Cost	0.00	0.00	0.00	0.00	0.00	0.00	0.00
Power Charges	0.00	0.00	0.00	0.00	0.00	0.00	0.00
Water Charges	0.00	0.00	0.00	0.00	0.00	0.00	0.00
Airfield Service And Facilities	0.00	0.00	0.00	0.00	0.00	0.00	0.00
Terminals	0.00	0.00	0.00	0.00	0.00	0.00	0.00
Maintenance	0.00	0.00	0.00	0.00	0.00	0.00	0.00
Cleaning	0.00	0.00	0.00	0.00	0.00	0.00	0.00
Other 1	93198827.72	111838593.10	176275224.50	185088985.70	194343435.00	204060606.70	214263637.10
Other 2	0.00	0.00	0.00	0.00	0.00	0.00	0.00
Grand Total (A)	93198827.72	111838593.10	176275224.50	185088985.70	194343435.00	204060606.70	214263637.10
Consumption Of Stores & Spares/utilities And Outsourcing Expenses Capitalised (B)	0.00	0.00	0.00	0.00	0.00	0.00	0.00
Utilities And Outsourcing Expenses (A-B)	93198827.72	111838593.10	176275224.50	185088985.70	194343435.00	204060606.70	214263637.10

Form F11(f): Other Outflows

Financial Year	2014-2015	2015-2016	2016-2017	2017-2018	2018-2019	2019-2020	2020-2021
Landing Discount	0.00	0.00	0.00	0.00	0.00	0.00	0.00
Collection Charges On PSF(F)	0.00	0.00	0.00	0.00	0.00	0.00	0.00
Consumption Of Pol	0.00	0.00	0.00	0.00	0.00	0.00	0.00
Consumption Of Other Consumables	0.00	0.00	0.00	0.00	0.00	0.00	0.00
Provision For Taxation	0.00	0.00	0.00	0.00	0.00	0.00	0.00
Licence Fee	0.00	0.00	0.00	0.00	0.00	0.00	0.00
Royalty	0.00	0.00	0.00	0.00	0.00	0.00	0.00
Revenue Share	0.00	0.00	0.00	0.00	0.00	0.00	0.00
Other 1	0.00	0.00	0.00	0.00	0.00	0.00	0.00
Other 2	0.00	0.00	0.00	0.00	0.00	0.00	0.00
Other 3	0.00	0.00	0.00	0.00	0.00	0.00	0.00
Grand Total	0.00	0.00	0.00	0.00	0.00	0.00	0.00

Form F11(g): Current Assets & Liabilities

Financial Year	2014-2015	2015-2016	2016-2017	2017-2018	2018-2019	2019-2020	2020-2021
Sundry Debtors	66585134.00	68582688.02	69914391.00	73410110.00	77080616.00	80934647.00	84981379.00
Cash And Bank Balances	37872056.00	39008217.68	39765659.00	41753942.00	43841639.00	46033721.00	48335407.00
Inventories	3256763.00	3354465.89	3419601.00	3590581.00	3770110.00	3958616.00	4156547.00
Other Current Assets	0.00	0.00	0.00	0.00	0.00	0.00	0.00
Loans And Advances	2052371867.00	2443854045.00	2697388730.00	3375653165.00	4078827222.00	4818656023.00	5596971910.00
Other 1	0.00	0.00	0.00	0.00	0.00	0.00	0.00
Total Assets Loans	2160085820.00	2554799416.59	2810488381.00	3494407798.00	4203519587.00	4949583007.00	5734445243.00
Liabilities	302130784.00	311194707.50	317237323.00	333099189.00	349754149.00	367241856.00	385603949.00
Provisions	100809849.00	103834144.50	105850341.00	111142859.00	116700001.00	122535002.00	128661752.00
Other 2	0.00	0.00	0.00	0.00	0.00	0.00	0.00
Total Liabilities Provisions	302130784.00	311194707.50	423087664.00	444242048.00	466454150.00	489776858.00	514265701.00
Net Current Assets	1857955036.00	2243604709.09	2387400717.00	3050165750.00	3737065437.00	4459806149.00	5220179542.00

Schedule

This schedule contains the various specified forms that relate to specific clause(s) of the guidelines or section(s) of the appendix as the case may be Form A: (ref Section AI 1 of Appendix 1)

BEFORE THE AIRPORTS ECONOMIC REGULATORY AUTHORITY OF INDIA AT NEW DELHI

SUBMISSION OF MULTI YEAR TARIFF PROPOSAL FOR AND ON BEHALF OF

M/s

1. Kalpesh Kumar Singh aged 32 resident of AIR INDIA SATS AIRPORT SERVICES PRIVATE LIMITED, Plot.No.C-05L, Kempgowda International Airport, Devenhalli, acting in my official capacity as ISP in M/s AIR INDIA SATS AIRPORT SERVICES PRIVATE LIMITED having its registered office at AIR INDIA SATS AIRPORT SERVICES PRIVATE LIMITED GATE NO. 2, MAINTENANCE CENTER, RGIA, SHAMSHABAD do hereby state and affirm as under that:

1. That I am authorized to act for and on behalf of M/s AIR INDIA SATS AIRPORT SERVICES PRIVATE LIMITED in the matter of making submission before the Airports Economic Regulatory Authority of India, New Delhi ('the Authority')
2. I am competent to make this submission before the authority
3. I am making the submission in my official capacity and the facts stated herein are based on official records
4. The contents of this submission which include inter alia (i) Business Plan (ii) Information Relating to the Regulatory Building Blocks (iii) Competition Assessment (iv) Historical and Forecasted Volumes and (v) Historical Revenues are correct and true to my knowledge and belief and nothing material has been concealed there from

Sd/

Place

Date: 30-03-2016

Form F13(a): Historical Tariff (S) & Revenue Forms Regulated Services

Financial Year	2014-2015	2015-2016	2016-2017	2017-2018	2018-2019	2019-2020	2020-2021
Landing Charges Domestic	0.00	0.00	0.00	0.00	0.00	0.00	0.00
Landing Charges International	0.00	0.00	0.00	0.00	0.00	0.00	0.00
Total Landing Charges	0.00	0.00	0.00	0.00	0.00	0.00	0.00
Housing And Parking Charges	0.00	0.00	0.00	0.00	0.00	0.00	0.00
Psf	0.00	0.00	0.00	0.00	0.00	0.00	0.00
Udf Domestic	0.00	0.00	0.00	0.00	0.00	0.00	0.00
Udf International	0.00	0.00	0.00	0.00	0.00	0.00	0.00
Total Udf	0.00	0.00	0.00	0.00	0.00	0.00	0.00
Throughput Charges	0.00	0.00	0.00	0.00	0.00	0.00	0.00

Airports Economic Regulatory Authority of India

Ground Handling Charges	285192519.00	0.00	0.00	0.00	0.00	0.00	0.00	0.00	0.00
Cute Charges	0.00	0.00	0.00	0.00	0.00	0.00	0.00	0.00	0.00
Cargo Special Rent	0.00	0.00	0.00	0.00	0.00	0.00	0.00	0.00	0.00
Aai Cargo Revenue	0.00	0.00	0.00	0.00	0.00	0.00	0.00	0.00	0.00
Other 1	0.00	0.00	0.00	0.00	0.00	0.00	0.00	0.00	0.00
Other 2	850001769.10	0.00	0.00	0.00	0.00	0.00	0.00	0.00	0.00
Total Revenue	0.00	0.00	0.00	0.00	0.00	0.00	0.00	0.00	0.00

Form F13(b): Historical & Projected Revenue From Services other than Regulated Services

Financial Year	2014-2015	2015-2016	2016-2017	2017-2018	2018-2019	2019-2020	2020-2021
Restaurants Snacks	0.00	0.00	0.00	0.00	0.00	0.00	0.00
Bar	0.00	0.00	0.00	0.00	0.00	0.00	0.00
Tr Stall	0.00	0.00	0.00	0.00	0.00	0.00	0.00
Hoarding Display	0.00	0.00	0.00	0.00	0.00	0.00	0.00
Other Trading	0.00	0.00	0.00	0.00	0.00	0.00	0.00
Concessions 1	0.00	0.00	0.00	0.00	0.00	0.00	0.00
Other Trading	0.00	0.00	0.00	0.00	0.00	0.00	0.00
Concessions 2	0.00	0.00	0.00	0.00	0.00	0.00	0.00
Other Trading	0.00	0.00	0.00	0.00	0.00	0.00	0.00
Concessions 3	0.00	0.00	0.00	0.00	0.00	0.00	0.00
Land Leases	0.00	0.00	0.00	0.00	0.00	0.00	0.00
Residential Building	0.00	0.00	0.00	0.00	0.00	0.00	0.00
Non Residential Building	0.00	0.00	0.00	0.00	0.00	0.00	0.00
Other Rent And Services 1	0.00	0.00	0.00	0.00	0.00	0.00	0.00
Other Rent And Services 2	0.00	0.00	0.00	0.00	0.00	0.00	0.00
Other Rent And Services 3	0.00	0.00	0.00	0.00	0.00	0.00	0.00
Duty Free Shops	0.00	0.00	0.00	0.00	0.00	0.00	0.00
Car Rentals	0.00	0.00	0.00	0.00	0.00	0.00	0.00
Car Parking	0.00	0.00	0.00	0.00	0.00	0.00	0.00
Porterage	0.00	0.00	0.00	0.00	0.00	0.00	0.00
Admission Tickets	0.00	0.00	0.00	0.00	0.00	0.00	0.00
X Baggage Screening	0.00	0.00	0.00	0.00	0.00	0.00	0.00
Other Misc Income	0.00	0.00	0.00	0.00	0.00	0.00	0.00
Sale Of Scrap	0.00	0.00	0.00	0.00	0.00	0.00	0.00
Other Miscellaneous 1	35618214.00	0.00	0.00	0.00	0.00	0.00	0.00
Other Miscellaneous 2	0.00	0.00	41072879.31	43126523.27	45282849.43	0.00	0.00
Other Miscellaneous 3	0.00	0.00	0.00	0.00	0.00	0.00	49924341.50
Other Miscellaneous 4	0.00	0.00	0.00	0.00	0.00	0.00	0.00
Total Revenue Other	0.00	0.00	0.00	0.00	0.00	0.00	0.00

Form F10(b): Capital Expenditure Projected Plan - 10 year Master

Financial Year	2016-2017	2017-2018	2018-2019	2019-2020	2020-2021	2021-2022	2022-2023	2023-2024	2024-2025	2025-2026
Project Name	NA	NA	NA	NA	NA	NA	NA	NA	NA	NA
Project Type	NA	NA	NA	NA	NA	NA	NA	NA	NA	NA
Comm Date	0000-00-00	0000-00-00	0000-00-00	0000-00-00	0000-00-00	0000-00-00	0000-00-00	0000-00-00	0000-00-00	0000-00-00
Capex	0.00	0.00	0.00	0.00	0.00	0.00	0.00	0.00	0.00	0.00
Com	0.00	0.00	0.00	0.00	0.00	0.00	0.00	0.00	0.00	0.00
Cdate	0000-00-00	0000-00-00	0000-00-00	0000-00-00	0000-00-00	0000-00-00	0000-00-00	0000-00-00	0000-00-00	0000-00-00
Wip	0.00	0.00	0.00	0.00	0.00	0.00	0.00	0.00	0.00	0.00

Form F10(c): Year-wise Capital Expenditure Financing Plans for next 10 years

Financial Year	2016-2017	2017-2018	2018-2019	2019-2020	2020-2021
Internal Accrual	20000000.00	20000000.00	30000000.00	30000000.00	30000000.00
Total Capex Planned	0.00	0.00	0.00	0.00	0.00
Equity Infused	0.00	0.00	0.00	0.00	0.00
User Contributions	0.00	0.00	0.00	0.00	0.00
Total Debt	0.00	0.00	0.00	0.00	0.00

Form F10(d): Summary Statement of Expenses Capitalised

Financial Year	2014-2015	2015-2016	2016-2017	2017-2018	2018-2019	2019-2020	2020-2021
Interest And Finance Charges Capitalised	0.00	0.00	0.00	0.00	0.00	0.00	0.00
Cost Of Raising Finance And Bank Charge	0.00	0.00	0.00	0.00	0.00	0.00	0.00
Employee Expenses	0.00	0.00	0.00	0.00	0.00	0.00	0.00
Administrative And General Expenses	0.00	0.00	0.00	0.00	0.00	0.00	0.00
Utilities And Outsourcing Expenses	0.00	0.00	0.00	0.00	0.00	0.00	0.00
Any Other Expenses Being Capitalised	0.00	0.00	0.00	0.00	0.00	0.00	0.00
Other 1	0.00	0.00	0.00	0.00	0.00	0.00	0.00
Other 2	0.00	0.00	0.00	0.00	0.00	0.00	0.00
Total Expenses Being Capitalised	0.00	0.00	0.00	0.00	0.00	0.00	0.00

Form F10(e): Additional Capital Projects Summary

Financial Year	2014-2015	2015-2016	2016-2017	2017-2018	2018-2019	2019-2020	2020-2021	2014-2015	2015-2016	2016-2017	2017-2018	2018-2019	2019-2020	2020-2021	2014-2015	2015-2016	2016-2017	2017-2018	2018-2019	2019-2020	2020-2021		
Building	0.00	0.00	0.00	0.00	0.00	0.00	0.00	0.00	0.00	0.00	0.00	0.00	0.00	0.00	0.00	0.00	0.00	0.00	0.00	0.00	0.00	0.00	
Plant And Machinery	0.00	0.00	0.00	0.00	0.00	0.00	0.00	0.00	0.00	0.00	0.00	0.00	0.00	0.00	0.00	0.00	0.00	0.00	0.00	0.00	0.00	0.00	0.00
Electrical Installation	0.00	0.00	0.00	0.00	0.00	0.00	0.00	0.00	0.00	0.00	0.00	0.00	0.00	0.00	0.00	0.00	0.00	0.00	0.00	0.00	0.00	0.00	0.00
Furniture And Fittings	0.00	0.00	0.00	0.00	0.00	0.00	0.00	0.00	0.00	0.00	0.00	0.00	0.00	0.00	0.00	0.00	0.00	0.00	0.00	0.00	0.00	0.00	0.00
Other 1	0.00	0.00	0.00	0.00	0.00	0.00	0.00	0.00	0.00	0.00	0.00	0.00	0.00	0.00	0.00	0.00	0.00	0.00	0.00	0.00	0.00	0.00	0.00
Other 2	0.00	0.00	0.00	0.00	0.00	0.00	0.00	0.00	0.00	0.00	0.00	0.00	0.00	0.00	0.00	0.00	0.00	0.00	0.00	0.00	0.00	0.00	0.00
Other 3	0.00	0.00	0.00	0.00	0.00	0.00	0.00	0.00	0.00	0.00	0.00	0.00	0.00	0.00	0.00	0.00	0.00	0.00	0.00	0.00	0.00	0.00	0.00
Other 4	0.00	0.00	0.00	0.00	0.00	0.00	0.00	0.00	0.00	0.00	0.00	0.00	0.00	0.00	0.00	0.00	0.00	0.00	0.00	0.00	0.00	0.00	0.00
Other 5	0.00	0.00	0.00	0.00	0.00	0.00	0.00	0.00	0.00	0.00	0.00	0.00	0.00	0.00	0.00	0.00	0.00	0.00	0.00	0.00	0.00	0.00	0.00

Schedule

This schedule contains the various specified forms that relate to specific clause(s) of the guidelines or section(s) of the appendix as the case may be
Form A: (ref Section AI 1 of Appendix 1)

**BEFORE THE AIRPORTS ECONOMIC REGULARITY AUTHORITY OF INDIA
AT NEW DELHI**

SUBMISSION OF MULTI YEAR TARIFF PROPOSAL FOR AND ON BEHALF OF

M/s

1. Kalpesh Kumar Singh aged 32 resident of AIR INDIA SATS AIRPORT SERVICES PRIVATE LIMITED, Plot No.C-05L, Kempegowda International Airport, Deventhall, acting in my official capacity as ISP in M/s AIR INDIA SATS AIRPORT SERVICES PRIVATE LIMITED having its registered office at AIR INDIA SATS AIRPORT SERVICES PRIVATE LIMITED GATE NO. 2, MAINTENANCE CENTER, RGIA, SHAMSHABAD do hereby state and affirm as under that:

1. That I am authorized to act for and on behalf of M/s AIR INDIA SATS AIRPORT SERVICES PRIVATE LIMITED in the matter of making submission before the Airports Economic Regulatory Authority of India, New Delhi ('the Authority')
2. I am competent to make this submission before the authority
3. I am making the submission in any official capacity and the facts stated herein are based on official records
4. The contents of this submission which include inter alia (i) Business Plan (ii) Information Relating to the Regulatory Building Blocks (iii) Competition Assessment (iv) Historical and Forecasted Volumes and (v) Historical Revenues are correct and true to my knowledge and belief and nothing material has been concealed there from

Sd/

Place

Date: 30-03-2016

Form F2(b): Historical and Projected Profit / Loss Account (Only for AO)

Financial Year	2014-2015	2015-2016	2016-2017	2017-2018	2018-2019	2019-2020	2020-2021
Revenue From Regulated Services	0.00	0.00	0.00	0.00	0.00	0.00	0.00
Revenue From Other Than Regulated Services	0.00	0.00	0.00	0.00	0.00	0.00	0.00
Total Revenue	0.00	0.00	0.00	0.00	0.00	0.00	0.00
Pay Roll Costs	0.00	0.00	0.00	0.00	0.00	0.00	0.00
Admin And Other Expenses	12421642.57	14905971.07	13042720.00	13694857.00	14379599.00	15098580.00	15853508.00
Repair And Maintenance	0.00	0.00	35072590.00	36826220.00	38667531.00	40600907.00	42630953.00
Utilities And	93198827.72	111838593.10	176275224.50	185088985.70	194343435.00	204060606.70	214263637.10

Airports Economic Regulatory Authority of India

Outsourcing Expenses													
Other Outflows	0.00	0.00	0.00	0.00	0.00	0.00	0.00	0.00	0.00	0.00	0.00	0.00	0.00
Total Operating Expenditure	105620470.29	126744564.17	224390534.50	235610062.70	247390565.00	259760093.70	272748098.10						
Earning Before Depreciation Interest And Taxation	-105620470.29	-126744564.17	-224390534.50	-235610062.70	-247390565.00	-259760093.70	-272748098.10						
Depreciation	0.00	0.00	77421965.00	81488631.00	87588631.00	93688631.00	99788631.00						
Earning Before Interest And Taxation	-105620470.29	-126744564.17	-301812499.50	-317098693.70	-334979196.00	-353448724.70	-372536729.10						
Total Interest And Finance Charges	0.00	0.00	0.00	0.00	0.00	0.00	0.00						
Profit Loss Before Tax	-105620470.29	-126744564.17	-301812499.50	-317098693.70	-334979196.00	-353448724.70	-372536729.10						
Tax	0.00	0.00	0.00	0.00	0.00	0.00	0.00						
Profit Loss After Taxation	-105620470.29	-126744564.17	-301812499.50	-317098693.70	-334979196.00	-353448724.70	-372536729.10						
Balance Carried To Balance Sheet	0.00	0.00	0.00	0.00	0.00	0.00	0.00						

89

Form F3: Historical and Projected Profit / Loss Account (Only for ISP)

Financial Year	2014-2015	2015-2016	2016-2017	2017-2018	2018-2019	2019-2020	2020-2021
Revenue From Regulated Services	0.00	0.00	0.00	0.00	0.00	0.00	0.00
Revenue From Other Than Regulated Services	0.00	0.00	0.00	0.00	0.00	0.00	0.00
Total Revenue	0.00	0.00	0.00	0.00	0.00	0.00	0.00
Pay Roll Costs	0.00	0.00	0.00	0.00	0.00	0.00	0.00
Repair And Maintenance Costs	0.00	0.00	35072590.00	36826220.00	38667531.00	40600907.00	42630953.00
Utilities And Outsourcing Costs	93198827.72	111838593.10	176275224.50	185088985.70	194343435.00	204060606.70	214263637.10
Admin And General Expenses	12421642.57	14905971.07	13042720.00	13694857.00	14379599.00	15098580.00	15853508.00
Concession Fee	0.00	0.00	0.00	0.00	0.00	0.00	0.00
Other 1	0.00	0.00	0.00	0.00	0.00	0.00	0.00
Other 2	0.00	0.00	0.00	0.00	0.00	0.00	0.00
Other 3	0.00	0.00	0.00	0.00	0.00	0.00	0.00
Total Operating Expenditure	105620470.29	126744564.17	224390534.50	235610062.70	247390565.00	259760093.70	272748098.10
Earning Before Depreciation Interest And Taxation	-105620470.29	-126744564.17	-224390534.50	-235610062.70	-247390565.00	-259760093.70	-272748098.10
Depreciation And Amortisation	0.00	0.00	77421965.00	81488631.00	87588631.00	93688631.00	99788631.00
Earning Before Interest And Taxation	-105620470.29	-126744564.17	-301812499.50	-317098693.70	-334979196.00	-353448724.70	-372536729.10
Total Interest And Finance Charges	0.00	0.00	0.00	0.00	0.00	0.00	0.00
Profit Loss Before Tax	-105620470.29	-126744564.17	-301812499.50	-317098693.70	-334979196.00	-353448724.70	-372536729.10
Tax	0.00	0.00	0.00	0.00	0.00	0.00	0.00
Profit Loss After Taxation	-105620470.29	-126744564.17	-301812499.50	-317098693.70	-334979196.00	-353448724.70	-372536729.10
Balance Carried To Balance Sheet	-105620470.29	-126744564.17	-301812499.50	-317098693.70	-334979196.00	-353448724.70	-372536729.10

Form F17: Calculation of Aggregate Revenue Requirement (Only for AO)

Financial Year	2014-2015	2015-2016	2016-2017	2017-2018	2018-2019	2019-2020	2020-2021
Total Revenue From Regulated Services	0.00	0.00	0.00	0.00	0.00	0.00	0.00
Total Revenue From Other Services	0.00	0.00	0.00	0.00	0.00	0.00	0.00
Operating Expenditure	105620470.29	126744564.17	224390534.50	235610062.70	247390555.00	259760093.70	272748098.10
Depreciation	0.00	0.00	77421965.00	81488631.00	87588631.00	93688631.00	99788631.00
Total Expenditure	105620470.29	126744564.17	301812499.50	317098693.70	334979196.00	353448724.70	372536729.10
Regulatory Operating Profit	-105620470.29	-126744564.17	-301812499.50	-317098693.70	-334979196.00	-353448724.70	-372536729.10
Capital Expenditure	0.00	0.00	0.00	0.00	0.00	0.00	0.00
Opening Rab	0.00	0.00	0.00	-77421965.00	-158910596.00	0.00	0.00
Disposals Transfers	0.00	0.00	0.00	0.00	0.00	0.00	0.00
Closing Rab	0.00	0.00	-77421965.00	-158910596.00	-246499227.00	-93688631.00	-99788631.00
Average Rab	0.00	0.00	-38710982.50	-118166280.50	-202704911.50	-46844315.50	-49894315.50
Return On Average Rab	0.00	0.00	0.00	0.00	0.00	0.00	0.00
Corporate Tax On Return On Rab	0.00	0.00	0.00	0.00	0.00	0.00	0.00
Arr	105620470.29	126744564.17	301812499.50	317098693.70	334979196.00	353448724.70	372536729.10
Total Passenger Volume	0.00	0.00	0.00	0.00	0.00	0.00	0.00
Required Yield Per Passenger	0.00	0.00	0.00	0.00	0.00	0.00	0.00
Present Yield	0.00	0.00	0.00	0.00	0.00	0.00	0.00

Form F16: Performance Report for the Tariff Year (Only for ISP)

Financial Year	2014-2015	2015-2016	2016-2017	2017-2018	2018-2019	2019-2020	2020-2021
Total Revenue From Regulated Services	0.00	0.00	0.00	0.00	0.00	0.00	0.00
Total Revenue From Services Other Than Regulated Services	0.00	0.00	0.00	0.00	0.00	0.00	0.00
Operating Expenditure	105620470.29	126744564.17	224390534.50	235610062.70	247390565.00	259760093.70	272748098.10
Depreciation	0.00	0.00	77421965.00	81488631.00	87588631.00	93688631.00	99788631.00
Total Expenditure	105620470.29	126744564.17	301812499.50	317098693.70	334979196.00	353448724.70	372536729.10
Regulatory Operating Profit	-105620470.29	-126744564.17	-301812499.50	-317098693.70	-334979196.00	-353448724.70	-372536729.10
Capital Expenditure	0.00	0.00	0.00	0.00	0.00	0.00	0.00
Opening Regulatory Asset Base (RAB)	0.00	0.00	0.00	-77421965.00	-158910596.00	0.00	0.00
Disposals/ Transfers	0.00	0.00	0.00	0.00	0.00	0.00	0.00
Closing Rab	0.00	0.00	-77421965.00	-158910596.00	-246499227.00	-93688631.00	-99788631.00
Average Regulatory Asset Base (RAB)	0.00	0.00	-38710982.50	-118166280.50	-202704911.50	-46844315.50	-49894315.50
WACC %	0.00	0.00	0.00	0.00	0.00	0.00	0.00
Return On Average Rab Wacc	0.00	0.00	0.00	0.00	0.00	0.00	0.00
Return On Average Regulatory Asset Base (RAB)	0.00	0.00	779.66	268.35	165.25	754.52	746.65
Corporate Tax On Return On Rab	0.00	0.00	0.00	0.00	0.00	0.00	0.00
ARR	105620470.29	126744564.17	301812499.50	317098693.70	334979196.00	353448724.70	372536729.10
Total Volume Cargo	0.00	0.00	138608077.00	145190414.00	152130521.00	159386677.00	167038156.00
Required Yield Cargo	0.00	0.00	2.18	2.18	2.20	2.22	2.23
Present Yield Cargo	0.00	0.00	0.00	0.00	0.00	0.00	0.00
Total Volume Fuel	0.00	0.00	0.00	0.00	0.00	0.00	0.00
Required Yield Fuel	0.00	0.00	0.00	0.00	0.00	0.00	0.00
Present Yield Fuel	0.00	0.00	0.00	0.00	0.00	0.00	0.00
Total Volume Atm	0.00	0.00	0.00	0.00	0.00	0.00	0.00

Airports Economic Regulatory Authority of India

Required Yield Atm	0.00	0.00	0.00	0.00	0.00	0.00	0.00	0.00	0.00
Present Yield Atm	0.00	0.00	0.00	0.00	0.00	0.00	0.00	0.00	0.00

Schedule

This schedule contains the various specified forms that relate to specific clause(s) of the guidelines or section(s) of the appendix as the case may be Form A: (ref Section A1.1 of Appendix 1)

BEFORE THE AIRPORTS ECONOMIC REGULATORY AUTHORITY OF INDIA AT NEW DELHI

SUBMISSION OF MULTI YEAR TARIFF PROPOSAL FOR AND ON BEHALF OF

M/s

I, Kalpesh Kumar Singh aged 32 resident of AIR INDIA SATS AIRPORT SERVICES PRIVATE LIMITED, Plot No.C-05L, Kempegowda International Airport, Devenhalli, acting in my official capacity as ISE in M/s AIR INDIA SATS AIRPORT SERVICES PRIVATE LIMITED having its registered office at AIR INDIA SATS AIRPORT SERVICES PRIVATE LIMITED, GATE NO. 2, MAINTENANCE CENTER, RGIA, SHAMSHABAD do hereby state and affirm as under that:

1. That I am authorized to act for and on behalf of M/s AIR INDIA SATS AIRPORT SERVICES PRIVATE LIMITED in the matter of making submission before the Airports Economic Regulatory Authority of India, New Delhi ('the Authority')
2. I am competent to make this submission before the authority
3. I am making the submission in any official capacity and the facts stated herein are based on official records
4. The contents of this submission which include inter alia (i) Business Plan (ii) Information Relating to the Regulatory Building Blocks (iii) Competition Assessment (iv) Historical and Forecasted Volumes and (v) Historical Revenues are correct and true to my knowledge and belief and nothing material has been concealed there from

Sd/

Place

Date: 30-03-2016

Form F1: Historical and Proposed Aggregate Revenue Requirement

Financial Year	2014-2015	2015-2016	2016-2017	2017-2018	2018-2019	2019-2020	2020-2021
Aggregate Revenue Requirement	0.00	0.00	0.00	0.00	0.00	0.00	0.00

F1b: Competition Assessment (Only for ISP)

Particulars	Actual for tariff year under consideration	Forecast as per the Multi Year Tariff order
1	0.00	0.00
2	0.00	0.00
3	0.00	0.00
4	0.00	0.00
5	0.00	0.00
6	0.00	0.00
7	0.00	0.00

F2: Historical and Projected Balance Sheet (Only for ISP)

Financial Year	2014-2015	2015-2016	2016-2017	2017-2018	2018-2019	2019-2020	2020-2021
Share Capital	0.00	0.00	556890770.00	556890770.00	556890770.00	556890770.00	556890770.00
Share Application Money	0.00	0.00	0.00	0.00	0.00	0.00	0.00
Reverses And Surplus	0.00	0.00	2232582363.00	2839149937.00	3474016723.00	4138902321.00	4835612275.00
Loan Funds	0.00	0.00	0.00	0.00	0.00	0.00	0.00
Secured Loans	0.00	0.00	0.00	0.00	0.00	0.00	0.00
Unsecured Loans	0.00	0.00	0.00	0.00	0.00	0.00	0.00
Capital Grants	0.00	0.00	0.00	0.00	0.00	0.00	0.00
Deferred Tax Liability	0.00	0.00	0.00	0.00	0.00	0.00	0.00
Total Sources Of Funds	0.00	0.00	0.00	0.00	0.00	0.00	0.00
Gross Block (Net Of Assets Not In Use)	687567481.00	756324229.10	1141324229.00	1196324229.00	1241324229.00	1291324229.00	1336324229.00
Less: Accumulated Depreciation	333896537.00	407251835.00	507273799.70	618962431.00	740651062.30	874006360.30	1017361658.00
Net Block	353670944.00	349072394.10	634050429.40	577361798.10	500673166.80	417317868.80	318962570.80
Capital Work In Progress	0.00	0.00	0.00	0.00	0.00	0.00	0.00
Total Fixed Assets	0.00	0.00	0.00	0.00	0.00	0.00	0.00
Investments	0.00	0.00	0.00	0.00	0.00	0.00	0.00
Deferred Tax Assets	0.00	0.00	0.00	0.00	0.00	0.00	0.00
Sundry Debtors	66585134.00	68582688.02	69914390.70	73410110.24	77080615.75	80934646.53	84981378.86
Cash And Bank Balances	37872056.00	39008217.68	39765658.80	41753941.74	43841638.83	46033720.77	48335406.81
Inventories	3256763.00	3354465.89	3419601.15	3590581.21	3770110.27	3958615.78	4156546.57
Other Current Assets	0.00	0.00	0.00	0.00	0.00	0.00	0.00
Loans And Advances	2052371867.00	2443854045.00	2378753124.00	2669470360.00	2966775562.00	3275509566.00	3605809539.00
Total Current Assets	0.00	0.00	0.00	0.00	0.00	0.00	0.00
Liabilities	302130784.00	311194707.50	317237323.20	333099189.40	349754148.80	367241856.30	385603949.10
Provisions	100809849.00	103834144.50	105850341.50	111142858.50	116700001.40	122535001.50	128661751.60
Total Current Liabilities	0.00	0.00	0.00	0.00	0.00	0.00	0.00
Net Current Assets	0.00	0.00	0.00	0.00	0.00	0.00	0.00

Airports Economic Regulatory Authority of India

Total Application Of Fund	0.00	0.00	0.00	0.00	0.00	0.00	0.00	0.00	0.00
---------------------------	------	------	------	------	------	------	------	------	------

98

Form F2(a): Historical and Projected Balance Sheet

Financial Year	2015-2016	2016-2017	2017-2018	2018-2019	2019-2020	2020-2021
Share Holders Fund	0.00	0.00	0.00	0.00	0.00	0.00
Gross Block (Net Of Assets Not In Use)	1206178866.81	1206178866.81	1206178866.81	1206178866.81	1206178866.81	1206178866.81
Less: Accumulated Depreciation	0.00	77421965.00	158910596.00	246499227.00	340187858.00	439976489.00
Net Block	1206178866.81	1128756901.81	1047288270.81	959679639.81	865991008.81	766202377.81
Capital Work In Progress	0.00	0.00	0.00	0.00	0.00	0.00
Total Fixed Assets	2412357733.62	2412357733.62	2412357733.62	2412357733.62	2412357733.62	2412357733.62
Investments	0.00	0.00	0.00	0.00	0.00	0.00
Deferred Tax Assets	0.00	0.00	0.00	0.00	0.00	0.00
Sundry Debtors	68582688.02	69914391.00	73410110.00	77080616.00	80934647.00	84981379.00
Cash And Bank Balances	39008217.68	39765659.00	41753942.00	43841639.00	46033721.00	48335407.00
Inventories	3354465.89	3419601.00	3590581.00	3770110.00	3958616.00	4156547.00
Other Current Assets	0.00	0.00	0.00	0.00	0.00	0.00
Loans And Advances	2443854045.00	2697388730.00	3375653165.00	4078827222.00	4818656023.00	5596971910.00
Total Current Assets	2554799416.59	2810488381.00	3494407798.00	4203519587.00	4949583007.00	5734445243.00
Liabilities	311194707.50	317237323.00	333099189.00	349754149.00	367241856.00	385603949.00
Provisions	0.00	0.00	0.00	0.00	0.00	0.00
Net Current Assets	2243604709.09	2493251058.00	3161308609.00	3853765438.00	4582341151.00	5348841294.00
Total Application Of Fund	3449783575.90	3622007959.81	4208576879.81	4813445077.81	5448332159.81	6115043671.81

Form F2(c): Historical and Projected Cash Flow Statement (Only for AO)

Financial Year	2014-2015	2015-2016	2016-2017	2017-2018	2018-2019	2019-2020	2020-2021
Net Profit Before Taxation	-105620470.29	-126744564.17	-301812499.50	-317098693.70	-334979196.00	-353448724.70	-372536729.10
Depreciation And Amortisation	0.00	0.00	74421965.00	81488631.00	87588631.00	93688631.00	99788631.00
Loss Profit On Sales Assets	0.00	0.00	0.00	0.00	0.00	0.00	0.00
Interest Income	0.00	0.00	0.00	0.00	0.00	0.00	0.00
Provision –Additions (write Back) Net	0.00	0.00	0.00	0.00	0.00	0.00	0.00
Operating Profit Before Working Capital Changes	-105620470.29	-126744564.17	-224390534.50	-235610062.70	-247390565.00	-259760093.70	-272748098.10
Decrease/ Increase In Trade Receivables	-1997554.02	-1331702.98	-3495719.00	-3670506.00	-3854031.00	-4046732.00	0.00
Decrease/ Increase In Inventories	-97702.89	-65135.11	-170980.00	-179529.00	-188506.00	-197931.00	0.00
Decrease/ Increase In Cash And Bank Balance	-1136161.68	-757441.32	-1988283.00	-2087697.00	-2192082.00	-2301686.00	0.00
Decrease/ Increase In Loans And Advances	-391482178.00	-253534685.00	-678264435.00	-703174057.00	-739828801.00	-778315887.00	0.00
Decrease/ Increase In Sundry Creditors	9063923.50	6042615.50	15861866.00	16654960.00	17487707.00	18362093.00	0.00
Decrease/ Increase In Provisions	3024295.50	2016196.50	5292518.00	5557142.00	5835001.00	6126750.00	0.00
Net Cash Flow From Operating Activities	-488245847.88	-374374716.58	-887155567.50	-922509749.70	-970131277.00	-1020133486.70	-272748098.10
Purchase Of Fixed Assets	-1206178866.81	0.00	0.00	0.00	0.00	0.00	0.00
Decrease In WIP Assets	0.00	0.00	0.00	0.00	0.00	0.00	0.00
Cash From Investing Activities	-1206178866.81	0.00	0.00	0.00	0.00	0.00	0.00
Decrease In Share	0.00	0.00	0.00	0.00	0.00	0.00	0.00

Airports Economic Regulatory Authority of India

Capital													
Cash Flow From Financing Activities	0.00	0.00	0.00	0.00	0.00	0.00	0.00	0.00	0.00	0.00	0.00	0.00	0.00
Net Change In Cash And Cash Equivalents	-1694424714.69	-374374716.58	-887155567.50	-922509749.70	-970131277.00	-1020133486.70	-272748098.10						
Cash And Cash Equivalents At The Beginning Of The Period	0.00	0.00	39008217.68	39765659.00	41753942.00	43841639.00	46033721.00						
Cash And Cash Equivalents At The End Of The Period	0.00	39008217.68	39765659.00	41753942.00	43841639.00	46033721.00	46033721.00						

Form F3: Historical and Project Revenue Generating Area Breakup at the Airport (Only for AO)

Financial Year	2008-2009	2009-2010	2010-2011	2011-2012	2012-2013	2013-2014	2014-2015	2015-2016	2016-2017	2017-2018	2018-2019	2019-2020	2020-2021	2021-2022	2022-2023
Retail	0.00	0.00	0.00	0.00	0.00	0.00	0.00	0.00	0.00	0.00	0.00	0.00	0.00	0.00	0.00
Commercial Offices	0.00	0.00	0.00	0.00	0.00	0.00	0.00	0.00	0.00	0.00	0.00	0.00	0.00	0.00	0.00
Advertisement (Area)(Sqft)	0.00	0.00	0.00	0.00	0.00	0.00	0.00	0.00	0.00	0.00	0.00	0.00	0.00	0.00	0.00
Ticketing	0.00	0.00	0.00	0.00	0.00	0.00	0.00	0.00	0.00	0.00	0.00	0.00	0.00	0.00	0.00
Duty Free Shops	0.00	0.00	0.00	0.00	0.00	0.00	0.00	0.00	0.00	0.00	0.00	0.00	0.00	0.00	0.00
Car Parking	0.00	0.00	0.00	0.00	0.00	0.00	0.00	0.00	0.00	0.00	0.00	0.00	0.00	0.00	0.00
Hanger	0.00	0.00	0.00	0.00	0.00	0.00	0.00	0.00	0.00	0.00	0.00	0.00	0.00	0.00	0.00
Ramp	0.00	0.00	0.00	0.00	0.00	0.00	0.00	0.00	0.00	0.00	0.00	0.00	0.00	0.00	0.00
Land With Oil Companies	0.00	0.00	0.00	0.00	0.00	0.00	0.00	0.00	0.00	0.00	0.00	0.00	0.00	0.00	0.00
Other 1	0.00	0.00	0.00	0.00	0.00	0.00	0.00	0.00	0.00	0.00	0.00	0.00	0.00	0.00	0.00
Other 2	0.00	0.00	0.00	0.00	0.00	0.00	0.00	0.00	0.00	0.00	0.00	0.00	0.00	0.00	0.00

Form F4: Historical and projected capacity of Airport (Only for AO)

Financial Year	2009-2010	2010-2011	2011-2012	2012-2013	2013-2014	2014-2015	2015-2016	2016-2017	2017-2018	2018-2019	2019-2020	2020-2021
Declared Peak Hour Capacity	0	NA	NA	NA	NA	NA	NA	NA	NA	NA	NA	NA
Declared Annual Capacity	NA	NA	NA	NA	NA	NA	NA	NA	NA	NA	NA	NA
Declared Peak Hour Capacity	NA	NA	NA	NA	NA	NA	NA	NA	NA	NA	NA	NA
Declared Annual Capacity	NA	NA	NA	NA	NA	NA	NA	NA	NA	NA	NA	NA
Declared Peak Hour Capacity	NA	NA	NA	NA	NA	NA	NA	NA	NA	NA	NA	NA
Declared Annual Capacity	NA	NA	NA	NA	NA	NA	NA	NA	NA	NA	NA	NA
Declared Peak Hour Capacity	NA	NA	NA	NA	NA	NA	NA	NA	NA	NA	NA	NA
Declared Annual Capacity	NA	NA	NA	NA	NA	NA	NA	NA	NA	NA	NA	NA
Declared Peak Hour Capacity	NA	NA	NA	NA	NA	NA	NA	NA	NA	NA	NA	NA
Declared Annual Capacity	NA	NA	NA	NA	NA	NA	NA	NA	NA	NA	NA	NA
Declared Peak Hour Capacity	NA	NA	NA	NA	NA	NA	NA	NA	NA	NA	NA	NA
Declared Annual Capacity	NA	NA	NA	NA	NA	NA	NA	NA	NA	NA	NA	NA
Declared Peak Hour Capacity	NA	NA	NA	NA	NA	NA	NA	NA	NA	NA	NA	NA
Declared Annual Capacity	NA	NA	NA	NA	NA	NA	NA	NA	NA	NA	NA	NA

Airports Economic Regulatory Authority of India

(Space In Sq.MTR)

--	--	--	--	--	--	--	--	--	--	--	--	--	--	--	--	--	--	--	--	--

105

Form F4: Historical and projected cash flow statement (Only for ISP)

Financial Year	2014-2015	2015-2016	2016-2017	2017-2018	2018-2019	2019-2020	2020-2021
Net Profit Before Taxation	-105620470.29	-126744564.17	-301812499.50	-317098693.70	-334979196.00	-353448724.70	-372536729.10
Depreciation And Amortisation	0.00	0.00	77421965.00	81488631.00	87588631.00	93688631.00	99788631.00
Loss / (Profit) On Sales Of Assets(net)	0.00	0.00	0.00	0.00	0.00	0.00	0.00
Interest Income	0.00	0.00	0.00	0.00	0.00	0.00	0.00
Provision –Additions (write Back) Net	0.00	0.00	0.00	0.00	0.00	0.00	0.00
Operating Profit Before Working Capital Changes	-105620470.29	-126744564.17	-224390534.50	-235610062.70	-247390565.00	-259760093.70	-272748098.10
Decrease/ Increase In Trade Receivables	-1997554.02	-1331702.98	-3495719.00	-3670506.00	-3854031.00	-4046732.00	0.00
Decrease/ Increase In Inventories	-97702.89	-65135.11	-170980.00	-179529.00	-188506.00	-197931.00	0.00
Decrease/ Increase In Cash And Bank Balance	-1136161.68	-757441.32	-1988283.00	-2087697.00	-2192082.00	-2301686.00	0.00
Decrease/ Increase In Loans And Advances	-391482178.00	-253534685.00	-678264435.00	-703174057.00	-739828801.00	-778315887.00	0.00
Decrease/ Increase In Sundry Creditors	9063923.50	6042615.50	15861866.00	16654960.00	17487707.00	18362093.00	0.00
Decrease/ Increase In Provisions	3024295.50	2016196.50	5292518.00	5557142.00	5835001.00	6126750.00	0.00
Net Cash Flow From Operating Activities	-488245847.88	-374374716.58	-887155567.50	-922509749.70	-970131277.00	-1020133486.70	-272748098.10
Purchase Of Fixed Assets	-1206178866.81	0.00	0.00	0.00	0.00	0.00	0.00
Decrease In WIP Assets	0.00	0.00	0.00	0.00	0.00	0.00	0.00
Cash From Investing Activities	-1206178866.81	0.00	0.00	0.00	0.00	0.00	0.00
Decrease In Share	0.00	0.00	0.00	0.00	0.00	0.00	0.00

Airports Economic Regulatory Authority of India

Capital													
Cash Flow From Financing Activities	0.00	0.00	0.00	0.00	0.00	0.00	0.00	0.00	0.00	0.00	0.00	0.00	0.00
Net Change In Cash And Cash Equivalents	-1694424714.69	-374374716.58	-887155567.50	-922509749.70	-970131277.00	-1020133486.70	-272748098.10						
Cash And Cash Equivalents At The Beginning Of The Period	0.00	0.00	39008217.68	39765659.00	41753942.00	43841639.00	46033721.00						
Cash And Cash Equivalents At The End Of The Period	0.00	39008217.68	39765659.00	41753942.00	43841639.00	46033721.00	46033721.00						

107

Form F5: Cost of Equity and Post-tax FRoR Forecast

Financial Year	2014-2015	2015-2016	2016-2017	2017-2018	2018-2019	2019-2020	2020-2021
Gearing Low	0.00	0.00	0.00	0.00	0.00	0.00	0.00
Gearing High	0.00	0.00	0.00	0.00	0.00	0.00	0.00
Gearing Point Estimate	0.00	0.00	0.00	0.00	0.00	0.00	0.00
Pre Tax Cost Of Debt Low	0.00	0.00	0.00	0.00	0.00	0.00	0.00
Pre Tax Cost Of Debt High	0.00	0.00	0.00	0.00	0.00	0.00	0.00
Pre Tax Cost Of Debt Point Estimate	0.00	0.00	0.00	0.00	0.00	0.00	0.00
Risk Free Rate Low	0.00	0.00	0.00	0.00	0.00	0.00	0.00
Risk Free Rate High	0.00	0.00	0.00	0.00	0.00	0.00	0.00
Risk Free Rate Point Estimate	0.00	0.00	0.00	0.00	0.00	0.00	0.00
Equity Risk Premium Low	0.00	0.00	0.00	0.00	0.00	0.00	0.00
Equity Risk Premium High	0.00	0.00	0.00	0.00	0.00	0.00	0.00
Equity Risk Premium Point Estimate	0.00	0.00	0.00	0.00	0.00	0.00	0.00
Beta Low	0.00	0.00	0.00	0.00	0.00	0.00	0.00
Beta High	0.00	0.00	0.00	0.00	0.00	0.00	0.00
Beta Point Estimate	0.00	0.00	0.00	0.00	0.00	0.00	0.00
Post Tax Cost Of Equity Low	0.00	0.00	0.00	0.00	0.00	0.00	0.00
Post Tax Cost Of Equity High	0.00	0.00	0.00	0.00	0.00	0.00	0.00
Post Tax Cost Of Equity Point Estimate	0.00	0.00	0.00	0.00	0.00	0.00	0.00
Post Tax Fror Low	0.00	0.00	0.00	0.00	0.00	0.00	0.00
Post Tax Fror High	0.00	0.00	0.00	0.00	0.00	0.00	0.00
Post Tax Fror Point Estimate	0.00	0.00	0.00	0.00	0.00	0.00	0.00

Form F6(a): Loan Master

Financial Year	2014-2015	2015-2016	2016-2017	2017-2018	2018-2019	2019-2020	2020-2021
Secured Loan Repayments During The Year	0.00	0.00	0.00	0.00	0.00	0.00	0.00
Secured Loan Interest Payment During The Year	0.00	0.00	0.00	0.00	0.00	0.00	0.00
Secured Loan Outstanding At The End Of The Year	0.00	0.00	0.00	0.00	0.00	0.00	0.00
Unsecured Loan Repayments During The Year	0.00	0.00	0.00	0.00	0.00	0.00	0.00
Unsecured Loan Interest Payment During The Year	0.00	0.00	0.00	0.00	0.00	0.00	0.00
Unsecured Loan Outstanding At The End Of The Year	0.00	0.00	0.00	0.00	0.00	0.00	0.00
Particulars	0.00	0.00	0.00	0.00	0.00	0.00	0.00
Source	0.00	0.00	0.00	0.00	0.00	0.00	0.00
Type Of Loan	PS	PS	PS	PS	PS	PS	PS
Project	0.00	0.00	0.00	0.00	0.00	0.00	0.00
Total Loan Sanctioned	0.00	0.00	0.00	0.00	0.00	0.00	0.00
Loan Tenure	0.00	0.00	0.00	0.00	0.00	0.00	0.00
Interest Type	Fixed	Fixed	Fixed	Fixed	Fixed	Fixed	Fixed
Rate Of Interest	0.00	0.00	0.00	0.00	0.00	0.00	0.00
Base Rate	0.00	0.00	0.00	0.00	0.00	0.00	0.00
Margin	0.00	0.00	0.00	0.00	0.00	0.00	0.00
Caps Or Floor Chk	Yes	Yes	Yes	Yes	Yes	Yes	Yes
Caps Or Floor	0.00	0.00	0.00	0.00	0.00	0.00	0.00
Moratorium Period	0.00	0.00	0.00	0.00	0.00	0.00	0.00
Moratorium Effective From	2016-03-10	2016-03-10	2016-03-10	2016-03-10	2016-03-10	2016-03-10	2016-03-10

Airports Economic Regulatory Authority of India

Repayment Period	0.00	0.00	0.00	0.00	0.00	0.00	0.00	0.00	0.00
Repayment Start Date	2016-03-10	2016-03-10	2016-03-10	2016-03-10	2016-03-10	2016-03-10	2016-03-10	2016-03-10	2016-03-10
Repayment Frequency	0.00	0.00	0.00	0.00	0.00	0.00	0.00	0.00	0.00
Arrangement Fees	0.00	0.00	0.00	0.00	0.00	0.00	0.00	0.00	0.00
Outstanding Loan	0.00	0.00	0.00	0.00	0.00	0.00	0.00	0.00	0.00
Other Terms	0.00	0.00	0.00	0.00	0.00	0.00	0.00	0.00	0.00

7/1/15

Form F6(b): Summary Statement of Interest and Finance Charges

Financial Year	2014-2015	2015-2016	2016-2017	2017-2018	2018-2019	2019-2020	2020-2021
Government Loans	0.00	0.00	0.00	0.00	0.00	0.00	0.00
Bonds	0.00	0.00	0.00	0.00	0.00	0.00	0.00
Foreign Currency Note Or Credit	0.00	0.00	0.00	0.00	0.00	0.00	0.00
Debentures	0.00	0.00	0.00	0.00	0.00	0.00	0.00
Other Interest Charges ₁	0.00	0.00	0.00	0.00	0.00	0.00	0.00
Other Interest Charges ₂	0.00	0.00	0.00	0.00	0.00	0.00	0.00
Total Interest Charges On Government Loans	0.00	0.00	0.00	0.00	0.00	0.00	0.00
Secured	0.00	0.00	0.00	0.00	0.00	0.00	0.00
Other Secured Interest ₁	0.00	0.00	0.00	0.00	0.00	0.00	0.00
Other Secured Interest ₂	0.00	0.00	0.00	0.00	0.00	0.00	0.00
Unsecured	0.00	0.00	0.00	0.00	0.00	0.00	0.00
Other Unsecured Interest ₁	0.00	0.00	0.00	0.00	0.00	0.00	0.00
Other Unsecured Interest ₂	0.00	0.00	0.00	0.00	0.00	0.00	0.00
Total Interest On Long Term Loans	0.00	0.00	0.00	0.00	0.00	0.00	0.00
Cost Of Raising Finance And Bank Charges On Project Loans	0.00	0.00	0.00	0.00	0.00	0.00	0.00
Grand Total Of Interest And Finance Charges	0.00	0.00	0.00	0.00	0.00	0.00	0.00
Less Interest And Finance Charges Capitalised	0.00	0.00	0.00	0.00	0.00	0.00	0.00
Net Total Of Interest	0.00	0.00	0.00	0.00	0.00	0.00	0.00

Airports Economic Regulatory Authority of India

And Finance Charges Project Related Loans	0.00													
Interest On Working Capital Loans	0.00				0.00									0.00
Other Interest Charges	0.00				0.00									0.00
Total Interest And Finance Charges Chargeable To PI Account	0.00				0.00									0.00

113

119

Form F6 (c): Contributions , Grants and subsidies Master

Particulars	2016-17	2017-18	2018-19	2019-20	2020-21	2020-21	2020-21	2020-21	2020-21	2020-21	2020-21	2020-21	2020-21	2020-21	2020-21	2020-21	2020-21	2020-21	2020-21	2020-21	2020-21	2020-21	2020-21	2020-21
	01	02	03	04	05	06	07	08	09	10	11	12	01	02	03	04	05	06	07	08	09	10	11	12
Permissible Contribution	0.00	0.00	0.00	0.00	0.00	0.00	0.00	0.00	0.00	0.00	0.00	0.00	0.00	0.00	0.00	0.00	0.00	0.00	0.00	0.00	0.00	0.00	0.00	0.00
Permissible Grant	0.00	0.00	0.00	0.00	0.00	0.00	0.00	0.00	0.00	0.00	0.00	0.00	0.00	0.00	0.00	0.00	0.00	0.00	0.00	0.00	0.00	0.00	0.00	0.00
Permissible Subsidy	0.00	0.00	0.00	0.00	0.00	0.00	0.00	0.00	0.00	0.00	0.00	0.00	0.00	0.00	0.00	0.00	0.00	0.00	0.00	0.00	0.00	0.00	0.00	0.00
Total	0.00	0.00	0.00	0.00	0.00	0.00	0.00	0.00	0.00	0.00	0.00	0.00	0.00	0.00	0.00	0.00	0.00	0.00	0.00	0.00	0.00	0.00	0.00	0.00

Form F8(a): Format for providing asset-wise information of stakeholder contributions

Fi	2	2	2	2	2	2	2	2	2	2	2	2	2	2	2	2	2	2	2	2	2	2	2	2	2	2	2	2	2	2	2	2	2	2	2	2	2	2	
n	0	0	0	0	0	0	0	0	0	0	0	0	0	0	0	0	0	0	0	0	0	0	0	0	0	0	0	0	0	0	0	0	0	0	0	0	0	0	
a	1	1	1	2	1	1	1	1	1	1	1	1	1	1	1	1	1	1	1	1	1	1	1	1	1	1	1	1	1	1	1	1	1	1	1	1	1	1	
n	6	7	8	9	0	0	0	0	0	6	7	8	9	0	0	0	0	0	0	0	6	7	8	9	0	0	0	0	0	0	0	0	0	0	0	6	7	8	9
ci	2	2	2	2	2	2	2	2	2	2	2	2	2	2	2	2	2	2	2	2	2	2	2	2	2	2	2	2	2	2	2	2	2	2	2	2	2	2	
al	0	0	0	0	0	0	0	0	0	0	0	0	0	0	0	0	0	0	0	0	0	0	0	0	0	0	0	0	0	0	0	0	0	0	0	0	0	0	0
Y	1	1	1	2	2	2	2	2	2	1	1	2	2	2	2	1	1	2	2	2	1	1	2	2	2	2	1	1	2	2	1	1	2	2	2	1	1	2	2
e	7	8	9	0	1	7	8	9	0	1	7	8	9	0	1	7	8	9	0	1	7	8	9	0	1	7	8	9	0	1	7	8	9	0	1	7	8	9	0
ar	0	0	0	0	0	0	0	0	0	0	0	0	0	0	0	0	0	0	0	0	0	0	0	0	0	0	0	0	0	0	0	0	0	0	0	0	0	0	0
T	0	0	0	0	0	0	0	0	0	0	0	0	0	0	0	0	0	0	0	0	0	0	0	0	0	0	0	0	0	0	0	0	0	0	0	0	0	0	0
ot	0	0	0	0	0	0	0	0	0	0	0	0	0	0	0	0	0	0	0	0	0	0	0	0	0	0	0	0	0	0	0	0	0	0	0	0	0	0	0
al	0	0	0	0	0	0	0	0	0	0	0	0	0	0	0	0	0	0	0	0	0	0	0	0	0	0	0	0	0	0	0	0	0	0	0	0	0	0	0
C																																							
oll																																							
e																																							
cti																																							
o																																							
n																																							
Pr																																							
o																																							
p																																							
o																																							
s																																							
e																																							
d																																							
F																																							
or																																							
T																																							
h																																							
e																																							
Y																																							
e																																							
ar																																							

Form F8(b): Format for providing proposed exclusions from Regulatory Asset Base (RAB)

Asset Name	0	NA	NA	NA	NA	NA	NA	NA	NA
Book Value	0.00	0.00	0.00	0.00	0.00	0.00	0.00	0.00	0.00
Accumulated Depreciation	0.00	0.00	0.00	0.00	0.00	0.00	0.00	0.00	0.00
Justification For Execution	NA	NA	NA	NA	NA	NA	NA	NA	NA
Any Land Associated With Asset	NA	NA	NA	NA	NA	NA	NA	NA	NA
Details Of Land	NA	NA	NA	NA	NA	NA	NA	NA	NA

Form F14(a): Annual Tariff Proposal for Tariff Year T-Format for providing information on EMAY

Financial Year	2014-2015	2015-2016	2016-2017	2017-2018	2018-2019	2019-2020	2020-2021
Yield Per Unit	0.00	0.00	8.60	8.62	8.64	8.66	8.67
Error Correction Term (from Year T-2)	0.00	0.00	0.00	0.00	0.00	0.00	0.00
Estimated Maximum Allowed Yield (EMAY)	0.00	0.00	0.00	0.00	0.00	0.00	0.00

Schedule

This schedule contains the various specified forms that relate to specific clause(s) of the guidelines or section(s) of the appendix as the case may be
Form A: (ref Section AI 1 of Appendix 1)

**BEFORE THE AIRPORTS ECONOMIC REGULATORY AUTHORITY OF INDIA
AT NEW DELHI**

SUBMISSION OF MULTI YEAR TARIFF PROPOSAL FOR AND ON BEHALF OF

M/s

1. Kalpesh Kumar Singh aged 32, resident of AIR INDIA SATS AIRPORT SERVICES PRIVATE LIMITED, Plot No.C-05L, Kempegowda International Airport, Deventhalli, acting in my official capacity as ISP in M/s AIR INDIA SATS AIRPORT SERVICES PRIVATE LIMITED having its registered office at AIR INDIA SATS AIRPORT SERVICES PRIVATE LIMITED GATE NO.2, MAINTENANCE CENTER, RGIA, SHAMSHABAD do hereby state and affirm as under that:

1. That I am authorized to act for and on behalf of M/s AIR INDIA SATS AIRPORT SERVICES PRIVATE LIMITED in the matter of making submission before the Airports Economic Regulatory Authority of India, New Delhi ('the Authority')
2. I am competent to make this submission before the authority
3. I am making the submission in my official capacity and the facts stated herein are based on official records
4. The contents of this submission which include inter alia (i) Business Plan (ii) Information Relating to the Regulatory Building Blocks (iii) Competition Assessment (iv) Historical and Forecasted Volumes and (v) Historical Revenues are correct and true to my knowledge and belief and nothing material has been concealed there from

Sd/

Place

Date: 30-03-2016

Form F15(a): Annual Tariff Proposal for Tariff Year (Only for AO)

Financial Year	2014-2015	2015-2016	2016-2017	2017-2018	2018-2019	2019-2020	2020-2021
Yield Per Passenger	0.00	0.00	0.00	0.00	0.00	0.00	0.00
Error Correction Term (from Year T-2)	0.00	0.00	0.00	0.00	0.00	0.00	0.00
Estimated Maximum Allowed Yield (EMAY)	0.00	0.00	0.00	0.00	0.00	0.00	0.00

Form F15: Annual Tariff Proposal for Tariff Year (Only for ISP)

Financial Year	2014-2015	2015-2016	2016-2017	2017-2018	2018-2019	2019-2020	2020-2021
Actual Wpi During The Year	0.00	0.00	0.00	0.00	0.00	0.00	0.00
Security Operating Cost Correction Term	0.00	0.00	0.00	0.00	0.00	0.00	0.00
Other Mandated Operating Cost Correction Term	0.00	0.00	0.00	0.00	0.00	0.00	0.00
Statutory Cost Operating Correction Term	0.00	0.00	0.00	0.00	0.00	0.00	0.00
Forecast Error Correction Term	0.00	0.00	0.00	0.00	0.00	0.00	0.00
Recovery Error Correction Term	0.00	0.00	0.00	0.00	0.00	0.00	0.00
Actual Yield Per Passenger	0.00	0.00	0.00	0.00	0.00	0.00	0.00
Revenues Subject To Yield Cap	0.00	0.00	0.00	0.00	0.00	0.00	0.00
Volumes	0.00	0.00	0.00	0.00	0.00	0.00	0.00
Over Recovery Of Allowed Yield Error Correction	0.00	0.00	0.00	0.00	0.00	0.00	0.00

121

Form F16: Annual Compliance statement (Only for AO)

Financial Year	2014-2015	2015-2016	2016-2017	2017-2018	2018-2019	2019-2020	2020-2021
Actual Wpi During The Year	0.00	0.00	0.00	0.00	0.00	0.00	0.00
Security Operating Cost Correction Term	0.00	0.00	0.00	0.00	0.00	0.00	0.00
Other Mandated Operating Cost Correction Term	0.00	0.00	0.00	0.00	0.00	0.00	0.00
Statutory Cost Operating Correction Term	0.00	0.00	0.00	0.00	0.00	0.00	0.00
Recovery Error Correction Term	0.00	0.00	0.00	0.00	0.00	0.00	0.00
Actual Yield Per Passenger	0.00	0.00	0.00	0.00	0.00	0.00	0.00
Revenues Subject To Yield Cap	0.00	0.00	0.00	0.00	0.00	0.00	0.00
Volumes	0.00	0.00	0.00	0.00	0.00	0.00	0.00
Over Recovery Of Allowed Yield	0.00	0.00	0.00	0.00	0.00	0.00	0.00
Forecast Error Correction Term	0.00	0.00	0.00	0.00	0.00	0.00	0.00

Form F17 Revenue from Regulated Services recovered during the Tariff year (Only for ISP)

Financial Year	2014-2015	2015-2016	2016-2017	2017-2018	2018-2019	2019-2020	2020-2021
Revenue From Tariff1	0	0.00	0.00	0.00	0.00	0.00	0.00
Revenue From Tariff2	0.00	0.00	0.00	0.00	0.00	0.00	0.00
Revenue From Tariff3	0.00	0.00	0.00	0.00	0.00	0.00	0.00
Revenue From Tariff4	0.00	0.00	0.00	0.00	0.00	0.00	0.00
Other 1							
Other 2							
Other 3							
Other 4							

Form F18: Revenue from Regulated Services recovered during the Tariff year (Only for AO)

Financial Year	2014-2015	2015-2016	2016-2017	2017-2018	2018-2019	2019-2020	2020-2021
Revenue From Tariff 1	0.00	0.00	0.00	0.00	0.00	0.00	0.00
Revenue From Tariff 2	0.00	0.00	0.00	0.00	0.00	0.00	0.00
Revenue From Tariff 3	0.00	0.00	0.00	0.00	0.00	0.00	0.00
Revenue From Tariff 4	0.00	0.00	0.00	0.00	0.00	0.00	0.00
Other 1	0.00	0.00	0.00	0.00	0.00	0.00	0.00
Other 2	0.00	0.00	0.00	0.00	0.00	0.00	0.00

Form F18 Revenue from Services other than Regulated Services recovered during the Tariff year (Only for ISP)

Financial Year	2014-2015	2015-2016	2016-2017	2017-2018	2018-2019	2019-2020	2020-2021
Revenue From Services Other Than Regulated Services 1	0.00	0.00	0.00	0.00	0.00	0.00	0.00
Revenue From Services Other Than Regulated Services 2	0.00	0.00	0.00	0.00	0.00	0.00	0.00
Revenue From Services Other Than Regulated Services 3	0.00	0.00	0.00	0.00	0.00	0.00	0.00
Revenue From Services Other Than Regulated Services 4	0.00	0.00	0.00	0.00	0.00	0.00	0.00
Other 1	0.00	0.00	0.00	0.00	0.00	0.00	0.00
Other 2	0.00	0.00	0.00	0.00	0.00	0.00	0.00
Total Revenue From Services Other	0.00	0.00	0.00	0.00	0.00	0.00	0.00

Form F19: Revenue from Services other than Regulated Services recovered during the Tariff Year (Only for AO)

Financial Year	2014-2015	2015-2016	2016-2017	2017-2018	2018-2019	2019-2020	2020-2021
Revenue From Services Other Than Regulated Services 1	0.00	0.00	0.00	0.00	0.00	0.00	0.00
Revenue From Services Other Than Regulated Services 2	0.00	0.00	0.00	0.00	0.00	0.00	0.00
Revenue From Services Other Than Regulated Services 3	0.00	0.00	0.00	0.00	0.00	0.00	0.00
Revenue From Services Other Than Regulated Services 4	0.00	0.00	0.00	0.00	0.00	0.00	0.00
Other 1	0.00	0.00	0.00	0.00	0.00	0.00	0.00
Other 2	0.00	0.00	0.00	0.00	0.00	0.00	0.00
Other 3	0.00	0.00	0.00	0.00	0.00	0.00	0.00
Other 4	0.00	0.00	0.00	0.00	0.00	0.00	0.00
Total Revenue From Services Other	0.00	0.00	0.00	0.00	0.00	0.00	0.00

Form F19 Operating Expenditure incurred during the Tariff Year (Only for ISP)

Financial Year	2014-2015	2015-2016	2016-2017	2017-2018	2018-2019	2019-2020	2020-2021
Operating Expenditure Heading 1	0.00	0.00	0.00	0.00	0.00	0.00	0.00
Operating Expenditure Heading 2	0.00	0.00	0.00	0.00	0.00	0.00	0.00
Operating Expenditure Heading 3	0.00	0.00	0.00	0.00	0.00	0.00	0.00
Operating Expenditure Heading 4	0.00	0.00	0.00	0.00	0.00	0.00	0.00
Operating Expenditure Heading 5	0.00	0.00	0.00	0.00	0.00	0.00	0.00
Operating Expenditure Heading 6	0.00	0.00	0.00	0.00	0.00	0.00	0.00
Operating Expenditure Heading 7	0.00	0.00	0.00	0.00	0.00	0.00	0.00
Operating Expenditure Heading 8	0.00	0.00	0.00	0.00	0.00	0.00	0.00
Operating Expenditure Heading 9	0.00	0.00	0.00	0.00	0.00	0.00	0.00
Other 1	0.00	0.00	0.00	0.00	0.00	0.00	0.00
Other 2	0.00	0.00	0.00	0.00	0.00	0.00	0.00
Total Operating And Maintenance Expenditure	0.00	0.00	0.00	0.00	0.00	0.00	0.00

Form F20: Operational and Maintenance Expenditure incurred during the Tariff Year (Only for AO)

Financial Year	2014-2015	2015-2016	2016-2017	2017-2018	2018-2019	2019-2020	2020-2021
Pay Roll Cost	0.00	0.00	0.00	0.00	0.00	0.00	0.00
Repair And Maintenance	0.00	0.00	0.00	0.00	0.00	0.00	0.00
Com Of Stores And Spares	0.00	0.00	0.00	0.00	0.00	0.00	0.00
Electricity And Water Charges	0.00	0.00	0.00	0.00	0.00	0.00	0.00
Admin And Other Charges	0.00	0.00	0.00	0.00	0.00	0.00	0.00
Other Outflows	0.00	0.00	0.00	0.00	0.00	0.00	0.00
Other 1	0.00	0.00	0.00	0.00	0.00	0.00	0.00
Other 2	0.00	0.00	0.00	0.00	0.00	0.00	0.00
Other 3	0.00	0.00	0.00	0.00	0.00	0.00	0.00
Other 4	0.00	0.00	0.00	0.00	0.00	0.00	0.00
Total Charge	0.00	0.00	0.00	0.00	0.00	0.00	0.00

Form F20 Reconciliation Statement for the Tariff Year (Only for ISP)

Financial Year	2014-2015	2015-2016	2016-2017	2017-2018	2018-2019	2019-2020	2020-2021
Revenue From Regulated Services	0.00	0.00	0.00	0.00	0.00	0.00	0.00
Revenue From Other Than Regulated Services	0.00	0.00	0.00	0.00	0.00	0.00	0.00
Total Revenue	0.00	0.00	0.00	0.00	0.00	0.00	0.00
Pay Roll Costs	0.00	0.00	0.00	0.00	0.00	0.00	0.00
Repair And Maintenance	0.00	0.00	0.00	0.00	0.00	0.00	0.00
Con Of Stores And Spares	0.00	0.00	0.00	0.00	0.00	0.00	0.00
Electricity And Water Charges	0.00	0.00	0.00	0.00	0.00	0.00	0.00
Admin And Other Expenses	0.00	0.00	0.00	0.00	0.00	0.00	0.00
Other Outflows	0.00	0.00	0.00	0.00	0.00	0.00	0.00
Total Operating Expenditure	0.00	0.00	0.00	0.00	0.00	0.00	0.00
Profit Before Depreciation	0.00	0.00	0.00	0.00	0.00	0.00	0.00
Depreciation And Amortisation	0.00	0.00	0.00	0.00	0.00	0.00	0.00
Earning Before Interest And Taxation	0.00	0.00	0.00	0.00	0.00	0.00	0.00
Total Interest And Finance Charges	0.00	0.00	0.00	0.00	0.00	0.00	0.00
Profit Loss Before Tax	0.00	0.00	0.00	0.00	0.00	0.00	0.00
Tax	0.00	0.00	0.00	0.00	0.00	0.00	0.00
Profit Loss After Tax	0.00	0.00	0.00	0.00	0.00	0.00	0.00
Adjustment To Reconcile As Per Statutory Accounts	0.00	0.00	0.00	0.00	0.00	0.00	0.00
Operating Profit As Per Statutory	0.00	0.00	0.00	0.00	0.00	0.00	0.00

Accounts														

130

Form F21: Reconciliation Statement for the Tariff Year (Only for AO)

Financial Year	2014-2015	2015-2016	2016-2017	2017-2018	2018-2019	2019-2020	2020-2021
Revenue From Regulated Services	0	0.00	0.00	0.00	0.00	0.00	0.00
Revenue From Other	0.00	0.00	0.00	0.00	0.00	0.00	0.00
Total Revenue	0.00	0.00	0.00	0.00	0.00	0.00	0.00
Pay Roll Costs	0.00	0.00	0.00	0.00	0.00	0.00	0.00
Repair And Maintenance	0.00	0.00	0.00	0.00	0.00	0.00	0.00
Stores And Spares	0.00	0.00	0.00	0.00	0.00	0.00	0.00
Electricity And Water Charges	0.00	0.00	0.00	0.00	0.00	0.00	0.00
Admin And Other Expenses	0.00	0.00	0.00	0.00	0.00	0.00	0.00
Other Outflows	0.00	0.00	0.00	0.00	0.00	0.00	0.00
Other 1	0.00	0.00	0.00	0.00	0.00	0.00	0.00
Other 2	0.00	0.00	0.00	0.00	0.00	0.00	0.00
Total Operating Expenditure	0.00	0.00	0.00	0.00	0.00	0.00	0.00
Profit Before Depreciation	0.00	0.00	0.00	0.00	0.00	0.00	0.00
Depreciation And Amortisation	0.00	0.00	0.00	0.00	0.00	0.00	0.00
Profit And Loss Before Tax	0.00	0.00	0.00	0.00	0.00	0.00	0.00
Earning Before Interest Taxation	0.00	0.00	0.00	0.00	0.00	0.00	0.00
Total Interest And Finance Charges	0.00	0.00	0.00	0.00	0.00	0.00	0.00
Tax	0.00	0.00	0.00	0.00	0.00	0.00	0.00
Profit And Loss After Tax	0.00	0.00	0.00	0.00	0.00	0.00	0.00
Balance Carried To Balance Sheet	0.00	0.00	0.00	0.00	0.00	0.00	0.00
Adjustment To	0.00	0.00	0.00	0.00	0.00	0.00	0.00

Airports Economic Regulatory Authority of India

132

Reconcile																				
Operating Profit	0.00		0.00		0.00		0.00		0.00		0.00		0.00		0.00		0.00		0.00	0.00

Form F21 Regulatory Asset Base (RAB) reconciliation Statement (Only for ISP)

Financial Year	2014-2015	2015-2016	2016-2017	2017-2018	2018-2019	2019-2020	2020-2021
Net Fixed Assets As Per The Statutory Accounts	0.00	0.00	0.00	0.00	0.00	0.00	0.00
Difference Between Net Fixed Asset And Rab	0.00	0.00	0.00	0.00	0.00	0.00	0.00
Difference Depreciation Regulatory Depreciation	0.00	0.00	0.00	0.00	0.00	0.00	0.00
Intercompany Transfers	0.00	0.00	0.00	0.00	0.00	0.00	0.00
Revaluation In Statutory Accounts	0.00	0.00	0.00	0.00	0.00	0.00	0.00
Reconciliation Adjustment 1	0.00	0.00	0.00	0.00	0.00	0.00	0.00
Reconciliation Adjustment 2	0.00	0.00	0.00	0.00	0.00	0.00	0.00
Other 1	0.00	0.00	0.00	0.00	0.00	0.00	0.00
Other 2	0.00	0.00	0.00	0.00	0.00	0.00	0.00
Closing Rab	0.00	0.00	0.00	0.00	0.00	0.00	0.00

Form F22: Regulatory Asset Base (RAB) reconciliation Statement (Only for AO)

Financial Year	2014-2015	2015-2016	2016-2017	2017-2018	2018-2019	2019-2020	2020-2021
Net Fixed Assets	0.00	0.00	0.00	0.00	0.00	0.00	0.00
Difference Between Net Fixed And Rab	0.00	0.00	0.00	0.00	0.00	0.00	0.00
Difference Between Depreciation	0.00	0.00	0.00	0.00	0.00	0.00	0.00
Intercompany Transfers	0.00	0.00	0.00	0.00	0.00	0.00	0.00
Revaluations	0.00	0.00	0.00	0.00	0.00	0.00	0.00
Reconciliation Adjustment1	0.00	0.00	0.00	0.00	0.00	0.00	0.00
Reconciliation Adjustment2	0.00	0.00	0.00	0.00	0.00	0.00	0.00
Other 1	0.00	0.00	0.00	0.00	0.00	0.00	0.00
Other 2	0.00	0.00	0.00	0.00	0.00	0.00	0.00
Closing Rab	0.00	0.00	0.00	0.00	0.00	0.00	0.00

134

Form F23(a): form to provide quarterly quality of services report on objective parameter (Only for AO)

Quality Of Service Parameter	Target Benchmark	Achieved Benchmark Month 1	Achieved Benchmark Month 2	Achieved Benchmark Month 3	Achieved Benchmark Month 4
Net Fixed Assets	0	NA	NA	NA	NA
Difference Between Net Fixed Assets And Rab	NA	NA	NA	NA	NA
Difference Between Depreciation	NA	NA	NA	NA	NA
Revaluations In Statutory Accounts	NA	NA	NA	NA	NA
Reconciliation Adjustment1	NA	NA	NA	NA	NA
Reconciliation Adjustment2	NA	NA	NA	NA	NA
Other 1	NA	NA	NA	NA	NA
Other 2	NA	NA	NA	NA	NA
Closing Rab	NA	NA	NA	NA	NA

Form F23(b): form to provide quarterly quality of services report on Subjective parameter (Only for AO)

Quality Of Service Parameter	Target Benchmark	Achieved Benchmark Month 1	Achieved Benchmark Month 2	Achieved Benchmark Month 3	Achieved Benchmark Month 4
Subjective Parameter1	0	NA	NA	NA	NA
Subjective Parameter2	NA	NA	NA	NA	NA
Other 1	NA	NA	NA	NA	NA
Other 2	NA	NA	NA	NA	NA
Other 3	NA	NA	NA	NA	NA
Other 4	NA	NA	NA	NA	NA
Other 5	NA	NA	NA	NA	NA
Other 6	NA	NA	NA	NA	NA

136

Form F24(a): Format to summarise rebate incidence on subjective parameter in quarterly quality of service performance report (Only for AO)

Quality Of Service Parameter	Rebate incidence per quarter on under performance	Calculated rebate incident Month 1	Calculated rebate incident Month 2	Calculated rebate incident Month 3	Calculated rebate incident Month 4
Subjective Parameter1	0	NA	NA	NA	NA
Subjective Parameter2	NA	NA	NA	NA	NA
Other 1	NA	NA	NA	NA	NA
Other 2	NA	NA	NA	NA	NA
Other 3	NA	NA	NA	NA	NA
Other 4	NA	NA	NA	NA	NA
Other 5	NA	NA	NA	NA	NA
Other 6	NA	NA	NA	NA	NA

187

Form F24(b): Format to summarise rebate incidence on objective parameter in quarterly quality of service performance report (Only for AO)

Quality Of Service Parameter	Rebate incidence per quarter on under performance	Calculated rebate incident Month 1	Calculated rebate incident Month 2	Calculated rebate incident Month 3	Calculated rebate incident Month 4
Objective Parameter1	0	NA	NA	NA	NA
Objective Parameter2	NA	NA	NA	NA	NA
Other 1	NA	NA	NA	NA	NA
Other 2	NA	NA	NA	NA	NA
Other 3	NA	NA	NA	NA	NA
Other 4	NA	NA	NA	NA	NA
Other 5	NA	NA	NA	NA	NA
Other 6	NA	NA	NA	NA	NA

138

ACS

140

Airports Economic Regulatory Authority of India

**BEFORE THE AIRPORTS ECONOMIC REGULATORY AUTHORITY OF INDIA
AT NEW DELHI
SUBMISSION OF MULTI YEAR TARIFF PROPOSAL FOR AND ON BEHALF OF**

M/s

1. Kalpesh Kumar Singh aged 32 resident of AIR INDIA SATS AIRPORT SERVICES PRIVATE LIMITED, Plot No.C-05L, Kempegowda International Airport, Devenhalli, acting in my official capacity as ISP in M/s AIR INDIA SATS AIRPORT SERVICES PRIVATE LIMITED having its registered office at AIR INDIA SATS AIRPORT SERVICES PRIVATE LIMITED GATE NO.2, MAINTENANCE CENTER, RGIA, SHAMSHABAD do hereby state and affirm as under that:

- That I am authorized to act for and on behalf of M/s AIR INDIA SATS AIRPORT SERVICES PRIVATE LIMITED in the matter of making submission before the Airports Economic Regulatory Authority of India, New Delhi ('the Authority')
- I am competent to make this submission before the authority
- I am making the submission in any official capacity and the facts stated herein are based on official records
- The contents of this submission which include inter alia (i) Business Plan (ii) Information Relating to the Regulatory Building Blocks (iii) Competition Assessment (iv) Historical and Forecasted Volumes and (v) Historical Revenues are correct and true to my knowledge and belief and nothing material has been concealed there from

Sd/

Place

Date: 30-03-2016

Form F16: Annual Compliance statement (Only for AO)

Type	2016-2017	2016-2017	2014-2015	2014-2015	2015-2016	2015-2016	2017-2018	2017-2018	2018-2019	2018-2019	2019-2020	2019-2020	2020-2021	2020-2021	2020-2021
	Actual for tariff year under consi deration	Forecast as per the Multi Year Tariff Order	Actual for tariff year under consi deration	Forecast as per the Multi Year Tariff Order	Actual for tariff year under consi deration	Forecast as per the Multi Year Tariff Order	Actual for tariff year under consi deration	Forecast as per the Multi Year Tariff Order	Actual for tariff year under consi deration	Forecast as per the Multi Year Tariff Order	Actual for tariff year under consi deration	Forecast as per the Multi Year Tariff Order	Actual for tariff year under consi deration	Forecast as per the Multi Year Tariff Order	Forecast as per the Multi Year Tariff Order
Actual Wpi During The Year	0	0.00	0	0	0	0	0	0	0	0	0	0	0	0	0
Security Operating Cost Correction Term	0.00	0.00	0	0	0	0	0	0	0	0	0	0	0	0	0
Other Mandated Operating	0.00	0.00	0	0	0	0	0	0	0	0	0	0	0	0	0

Cost Correction Term	0.00	0.00	0	0	0	0	0	0	0	0	0	0	0	0	0	0	0	0	0	0
Statutory Cost	0.00	0.00	0	0	0	0	0	0	0	0	0	0	0	0	0	0	0	0	0	0
Operating Cost	0.00	0.00	0	0	0	0	0	0	0	0	0	0	0	0	0	0	0	0	0	0
Recovery Error	0.00	0.00	0	0	0	0	0	0	0	0	0	0	0	0	0	0	0	0	0	0
Actual Yield Per Passenger	0.00	0.00	0	0	0	0	0	0	0	0	0	0	0	0	0	0	0	0	0	0
Revenues Subject To Yield Cap	0.00	0.00	0	0	0	0	0	0	0	0	0	0	0	0	0	0	0	0	0	0
Volumes Over Recovery Of Allowed Yield	0.00	0.00	0	0	0	0	0	0	0	0	0	0	0	0	0	0	0	0	0	0
Forecast Error Correction Term	0.00	0.00	0	0	0	0	0	0	0	0	0	0	0	0	0	0	0	0	0	0

Form F16: Performance Report for the Tariff Year (Only for ISP)

Type	2016-2017	2016-2017	2014-2015	2014-2015	2015-2016	2015-2016	2017-2018	2017-2018	2018-2019	2018-2019	2019-2020	2019-2020	2020-2021	2020-2021
Actual for tariff year under consi deration	0.00	0.00	0.00	0.00	0.00	0.00	0.00	0.00	0.00	0.00	0.00	0.00	0.00	0.00
Forecast as per the Multi Year Tariff Order	0.00	0.00	0.00	0.00	0.00	0.00	0.00	0.00	0.00	0.00	0.00	0.00	0.00	0.00
Actual for tariff year under consi deration	0.00	0.00	0.00	0.00	0.00	0.00	0.00	0.00	0.00	0.00	0.00	0.00	0.00	0.00
Forecast as per the Multi Year Tariff Order	0.00	0.00	0.00	0.00	0.00	0.00	0.00	0.00	0.00	0.00	0.00	0.00	0.00	0.00
Total Revenue From	0.00	0.00	0.00	0.00	0.00	0.00	0.00	0.00	0.00	0.00	0.00	0.00	0.00	0.00

142

Airports Economic Regulatory Authority of India

Regulated Services	0.00	0.00	0.00	0.00	0.00	0.00	0.00	0.00	0.00	0.00	0.00	0.00	0.00	0.00	0.00	0.00	0.00	0.00	0.00	0.00
Total Revenue From Services Other Than Regulated Services	0.00	0.00	0.00	0.00	0.00	0.00	0.00	0.00	0.00	0.00	0.00	0.00	0.00	0.00	0.00	0.00	0.00	0.00	0.00	0.00
Operating Expenditure	0.00	224390534.50	0.00	0.00	0.00	0.00	0.00	0.00	0.00	0.00	0.00	0.00	0.00	0.00	0.00	0.00	0.00	0.00	0.00	0.00
Depreciation	0.00	77421965.00	0.00	0.00	0.00	0.00	0.00	0.00	0.00	0.00	0.00	0.00	0.00	0.00	0.00	0.00	0.00	0.00	0.00	0.00
Total Expenditure	0.00	301812499.50	0.00	0.00	0.00	0.00	0.00	0.00	0.00	0.00	0.00	0.00	0.00	0.00	0.00	0.00	0.00	0.00	0.00	0.00
Regulatory Operating Profit	0.00	-301812499.50	0.00	0.00	0.00	0.00	0.00	0.00	0.00	0.00	0.00	0.00	0.00	0.00	0.00	0.00	0.00	0.00	0.00	0.00
Capital Expenditure	0.00	0.00	0.00	0.00	0.00	0.00	0.00	0.00	0.00	0.00	0.00	0.00	0.00	0.00	0.00	0.00	0.00	0.00	0.00	0.00
Opening Regulatory Asset Base (RAB)	0.00	0.00	0.00	0.00	0.00	0.00	0.00	0.00	0.00	0.00	0.00	0.00	0.00	0.00	0.00	0.00	0.00	0.00	0.00	0.00
Disposals/Transfers	0.00	0.00	0.00	0.00	0.00	0.00	0.00	0.00	0.00	0.00	0.00	0.00	0.00	0.00	0.00	0.00	0.00	0.00	0.00	0.00
Closing Rab	0.00	-77421965.00	0.00	0.00	0.00	0.00	0.00	0.00	0.00	0.00	0.00	0.00	0.00	0.00	0.00	0.00	0.00	0.00	0.00	0.00
Average Regulatory Asset Base (RAB)	0.00	-38710982.50	0.00	0.00	0.00	0.00	0.00	0.00	0.00	0.00	0.00	0.00	0.00	0.00	0.00	0.00	0.00	0.00	0.00	0.00
WACC %	0.00	0.00	0.00	0.00	0.00	0.00	0.00	0.00	0.00	0.00	0.00	0.00	0.00	0.00	0.00	0.00	0.00	0.00	0.00	0.00
Return On Average Rab Wacc	0.00	0.00	0.00	0.00	0.00	0.00	0.00	0.00	0.00	0.00	0.00	0.00	0.00	0.00	0.00	0.00	0.00	0.00	0.00	0.00
Return On Average	0.00	779.66	0.00	0.00	0.00	0.00	0.00	0.00	0.00	0.00	0.00	0.00	0.00	0.00	0.00	0.00	0.00	0.00	0.00	0.00

Regulatory Asset Base (RAB)	0.00	0.00	0.00	0.00	0.00	0.00	0.00	0.00	0.00	0.00	0.00	0.00	0.00	0.00	0.00	0.00	0.00	0.00	0.00
Corporate Tax On Return On Rab	0.00	0.00	0.00	0.00	0.00	0.00	0.00	0.00	0.00	0.00	0.00	0.00	0.00	0.00	0.00	0.00	0.00	0.00	0.00
ARR	0.00	301812499.50	0.00	0.00	0.00	0.00	0.00	0.00	0.00	0.00	0.00	0.00	0.00	0.00	0.00	0.00	0.00	0.00	0.00
Total Volume Cargo	0.00	138608077.00	0.00	0.00	0.00	0.00	0.00	0.00	0.00	0.00	0.00	0.00	0.00	0.00	0.00	0.00	0.00	0.00	0.00
Required Yield Cargo	0.00	2.18	0.00	0.00	0.00	0.00	0.00	0.00	0.00	0.00	0.00	0.00	0.00	0.00	0.00	0.00	0.00	0.00	0.00
Present Yield Cargo	0.00	0.00	0.00	0.00	0.00	0.00	0.00	0.00	0.00	0.00	0.00	0.00	0.00	0.00	0.00	0.00	0.00	0.00	0.00
Total Volume Fuel	0.00	0.00	0.00	0.00	0.00	0.00	0.00	0.00	0.00	0.00	0.00	0.00	0.00	0.00	0.00	0.00	0.00	0.00	0.00
Required Yield Fuel	0.00	0.00	0.00	0.00	0.00	0.00	0.00	0.00	0.00	0.00	0.00	0.00	0.00	0.00	0.00	0.00	0.00	0.00	0.00
Present Yield Fuel	0.00	0.00	0.00	0.00	0.00	0.00	0.00	0.00	0.00	0.00	0.00	0.00	0.00	0.00	0.00	0.00	0.00	0.00	0.00
Total Volume Atm	0.00	0.00	0.00	0.00	0.00	0.00	0.00	0.00	0.00	0.00	0.00	0.00	0.00	0.00	0.00	0.00	0.00	0.00	0.00
Required Yield Atm	0.00	0.00	0.00	0.00	0.00	0.00	0.00	0.00	0.00	0.00	0.00	0.00	0.00	0.00	0.00	0.00	0.00	0.00	0.00
Present Yield Atm	0.00	0.00	0.00	0.00	0.00	0.00	0.00	0.00	0.00	0.00	0.00	0.00	0.00	0.00	0.00	0.00	0.00	0.00	0.00

Form F17: Calculation of Aggregate Revenue Requirement (Only for AO)

Type	2016-2017	2016-2017	2014-2015	2014-2015	2014-2015	2015-2016	2015-2016	2015-2016	2017-2018	2017-2018	2017-2018	2018-2019	2018-2019	2018-2019	2019-2020	2019-2020	2019-2020	2020-2021	2020-2021
	Actual for tariff year under consi deration	Forecast as per the Multi Year Tariff Order	Actual for tariff year under consi deration	Forecast as per the Multi Year Tariff Order	Actual for tariff year under consi deration	Forecast as per the Multi Year Tariff Order	Actual for tariff year under consi deration	Forecast as per the Multi Year Tariff Order	Actual for tariff year under consi deration	Forecast as per the Multi Year Tariff Order	Actual for tariff year under consi deration	Forecast as per the Multi Year Tariff Order	Actual for tariff year under consi deration	Forecast as per the Multi Year Tariff Order	Actual for tariff year under consi deration	Forecast as per the Multi Year Tariff Order	Actual for tariff year under consi deration	Forecast as per the Multi Year Tariff Order	
2016-2017	0.00	0.00	0.00	0.00	0.00	0.00	0.00	0.00	0.00	0.00	0.00	0.00	0.00	0.00	0.00	0.00	0.00	0.00	0.00

Airports Economic Regulatory Authority of India

144

Total Revenue From Regulated Services (1)	0.00	0.00	0.00	0.00	0.00	0.00	0.00	0.00	0.00	0.00	0.00	0.00	0.00	0.00	0.00	0.00	0.00	0.00	0.00	0.00	0.00	0.00	0.00		
Total Revenue From Services Other Than Regulated Services (2)	0.00	0.00	0.00	0.00	0.00	0.00	0.00	0.00	0.00	0.00	0.00	0.00	0.00	0.00	0.00	0.00	0.00	0.00	0.00	0.00	0.00	0.00	0.00	0.00	
Operating Expenditure (3)	0.00	99999999.9	0.00	0.00	0.00	0.00	0.00	0.00	0.00	0.00	0.00	0.00	0.00	0.00	0.00	0.00	0.00	0.00	0.00	0.00	0.00	0.00	0.00	0.00	0.00
Depreciation (4)	0.00	77421965.0	0.00	0.00	0.00	0.00	0.00	0.00	0.00	0.00	0.00	0.00	0.00	0.00	0.00	0.00	0.00	0.00	0.00	0.00	0.00	0.00	0.00	0.00	0.00
Total Expenditure (3) + (4) = (5)	0.00	99999999.9	0.00	0.00	0.00	0.00	0.00	0.00	0.00	0.00	0.00	0.00	0.00	0.00	0.00	0.00	0.00	0.00	0.00	0.00	0.00	0.00	0.00	0.00	0.00
Regulatory Operating Profit (1) + (2) - (5) = (6)	0.00	-99999999.9	0.00	0.00	0.00	0.00	0.00	0.00	0.00	0.00	0.00	0.00	0.00	0.00	0.00	0.00	0.00	0.00	0.00	0.00	0.00	0.00	0.00	0.00	0.00
Capital Expenditure (7)	0.00	0.00	0.00	0.00	0.00	0.00	0.00	0.00	0.00	0.00	0.00	0.00	0.00	0.00	0.00	0.00	0.00	0.00	0.00	0.00	0.00	0.00	0.00	0.00	0.00
Opening Regulatory Asset Base (RAB) (8)	0.00	0.00	0.00	0.00	0.00	0.00	0.00	0.00	0.00	0.00	0.00	0.00	0.00	0.00	0.00	0.00	0.00	0.00	0.00	0.00	0.00	0.00	0.00	0.00	0.00
Disposals/ Transfers (9)	0.00	0.00	0.00	0.00	0.00	0.00	0.00	0.00	0.00	0.00	0.00	0.00	0.00	0.00	0.00	0.00	0.00	0.00	0.00	0.00	0.00	0.00	0.00	0.00	0.00
Closing Regulatory Asset Base	0.00	-77421965.00	0.00	0.00	0.00	0.00	0.00	0.00	0.00	0.00	0.00	0.00	0.00	0.00	0.00	0.00	0.00	0.00	0.00	0.00	0.00	0.00	0.00	0.00	0.00

145

(RAB) (7) + (8) - (4) - (9) = (10)	0.00	-38710982.50	0.00	0.00	0.00	0.00	0.00	0.00	0.00	0.00	0.00	0.00	0.00	0.00	0.00	0.00	0.00	0.00	0.00
Average Regulatory Asset Base (RAB) [(8) + (10)] / 2 = (11)	0.00	0.00	0.00	0.00	0.00	0.00	0.00	0.00	0.00	0.00	0.00	0.00	0.00	0.00	0.00	0.00	0.00	0.00	0.00
WACC	0.00	0.00	0.00	0.00	0.00	0.00	0.00	0.00	0.00	0.00	0.00	0.00	0.00	0.00	0.00	0.00	0.00	0.00	0.00
Return On Average Regulatory Asset Base (RAB) (11) * 14% = (12)	0.00	0.00	0.00	0.00	0.00	0.00	0.00	0.00	0.00	0.00	0.00	0.00	0.00	0.00	0.00	0.00	0.00	0.00	0.00
Corporate Tax @ 32.445% On Return On Regulatory Asset Base (RAB) (13)	0.00	0.00	0.00	0.00	0.00	0.00	0.00	0.00	0.00	0.00	0.00	0.00	0.00	0.00	0.00	0.00	0.00	0.00	0.00
ARR [(3)+(4)+(12)+(13)-(2)] = 14	0.00	0.00	0.00	0.00	0.00	0.00	0.00	0.00	0.00	0.00	0.00	0.00	0.00	0.00	0.00	0.00	0.00	0.00	0.00
Total Passenger Volume (15)	0.00	0.00	0.00	0.00	0.00	0.00	0.00	0.00	0.00	0.00	0.00	0.00	0.00	0.00	0.00	0.00	0.00	0.00	0.00
Required Yield Per Passenger (14/15) [Rs/per Pax]	0.00	0.00	0.00	0.00	0.00	0.00	0.00	0.00	0.00	0.00	0.00	0.00	0.00	0.00	0.00	0.00	0.00	0.00	0.00
Present Yield (1/15)	0.00	0.00	0.00	0.00	0.00	0.00	0.00	0.00	0.00	0.00	0.00	0.00	0.00	0.00	0.00	0.00	0.00	0.00	0.00

Form F17 Revenue from Regulated Services recovered during the Tariff year (Only for ISP)

Type	2016-2017	2016-2017	2014-2015	2014-2015	2015-2016	2015-2016	2017-2018	2017-2018	2018-2019	2018-2019	2019-2020	2019-2020	2020-2021	2020-2021
	Actual for tariff year under consi deration	Forecast as per the Multi Year Tariff Order	Actual for tariff year under consi deration	Forecast as per the Multi Year Tariff Order	Actual for tariff year under consi deration	Forecast as per the Multi Year Tariff Order	Actual for tariff year under consi deration	Forecast as per the Multi Year Tariff Order	Actual for tariff year under consi deration	Forecast as per the Multi Year Tariff Order	Actual for tariff year under consi deration	Forecast as per the Multi Year Tariff Order	Actual for tariff year under consi deration	Forecast as per the Multi Year Tariff Order
Throughput Charges	0.00	0.00	0.00	0.00	0.00	0.00	0.00	0.00	0.00	0.00	0.00	0.00	0.00	0.00
Ground Handling Charges	0.00	0.00	0.00	0.00	0.00	0.00	0.00	0.00	0.00	0.00	0.00	0.00	0.00	0.00
Cargo Revenue Charges	113231403	0.00	0.00	0.00	0.00	0.00	0.00	0.00	0.00	0.00	0.00	0.00	0.00	0.00
Into Plain Services	0.00	0.00	0.00	0.00	0.00	0.00	0.00	0.00	0.00	0.00	0.00	0.00	0.00	0.00
Total Revenue From Tariff	113231403	0.00	0.00	0.00	0.00	0.00	0.00	0.00	0.00	0.00	0.00	0.00	0.00	0.00

Form F18: Revenue from Regulated Services recovered during the Tariff year (Only for AO)

Type	2016-2017	2016-2017	2014-2015	2014-2015	2015-2016	2015-2016	2017-2018	2017-2018	2018-2019	2018-2019	2019-2020	2019-2020	2020-2021	2020-2021
	Actual for tariff year under consi deration	Forecast as per the Multi Year Tariff order	Actual for tariff year under consi deration	Forecast as per the Multi Year Tariff order	Actual for tariff year under consi deration	Forecast as per the Multi Year Tariff order	Actual for tariff year under consi deration	Forecast as per the Multi Year Tariff order	Actual for tariff year under consi deration	Forecast as per the Multi Year Tariff order	Actual for tariff year under consi deration	Forecast as per the Multi Year Tariff order	Actual for tariff year under consi deration	Forecast as per the Multi Year Tariff order
Revenue From Tariff 1	0.00	0.00	0.00	0.00	0.00	0.00	0.00	0.00	0.00	0.00	0.00	0.00	0.00	0.00
Revenue From Tariff 2	0.00	0.00	0.00	0.00	0.00	0.00	0.00	0.00	0.00	0.00	0.00	0.00	0.00	0.00
Revenue From Tariff 3	0.00	0.00	0.00	0.00	0.00	0.00	0.00	0.00	0.00	0.00	0.00	0.00	0.00	0.00

Revenue From Tariff 4	0.00	0.00	0.00	0.00	0.00	0.00	0.00	0.00	0.00	0.00	0.00	0.00	0.00	0.00	0.00	0.00	0.00
Other 1	0.00	0.00	0.00	0.00	0.00	0.00	0.00	0.00	0.00	0.00	0.00	0.00	0.00	0.00	0.00	0.00	0.00
Other 2	0.00	0.00	0.00	0.00	0.00	0.00	0.00	0.00	0.00	0.00	0.00	0.00	0.00	0.00	0.00	0.00	0.00

Form F18 Revenue from Services other than Regulated Services recovered during the Tariff year (Only for ISP)

Type	2014-2015 Actual for tariff year under consi deration	2014-2015 Forecast as per the Multi Year Tariff Order	2015-2016 Actual for tariff year under consi deration	2015-2016 Forecast as per the Multi Year Tariff Order	2016-2017 Actual for tariff year under consi deration	2016-2017 Forecast as per the Multi Year Tariff Order	2017-2018 Actual for tariff year under consi deration	2017-2018 Forecast as per the Multi Year Tariff Order	2018-2019 Actual for tariff year under consi deration	2018-2019 Forecast as per the Multi Year Tariff Order	2019-2020 Actual for tariff year under consi deration	2019-2020 Forecast as per the Multi Year Tariff Order	2020-2021 Actual for tariff year under consi deration	2020-2021 Forecast as per the Multi Year Tariff Order
Revenue From Services Other Than Regulated Services 1	37977697.00	0.00	0.00	0.00	0.00	0.00	0.00	0.00	0.00	0.00	0.00	0.00	0.00	
Revenue From Services Other Than Regulated Services 2	0.00	0.00	0.00	0.00	0.00	0.00	0.00	0.00	0.00	0.00	0.00	0.00	0.00	
Revenue From Services Other Than Regulated Services 3	0.00	0.00	0.00	0.00	0.00	0.00	0.00	0.00	0.00	0.00	0.00	0.00	0.00	
Revenue From Services Other Than Regulated Services 4	0.00	0.00	0.00	0.00	0.00	0.00	0.00	0.00	0.00	0.00	0.00	0.00	0.00	
Other 1	0.00	0.00	0.00	0.00	0.00	0.00	0.00	0.00	0.00	0.00	0.00	0.00	0.00	

Other 2	0.00	0.00	0.00	0.00	0.00	0.00	0.00	0.00	0.00	0.00	0.00	0.00	0.00	0.00
Total Revenue From Services Other	37977697.00	0.00	0.00	0.00	0.00	0.00	0.00	0.00	0.00	0.00	0.00	0.00	0.00	0.00

Form F19: Revenue from Services other than Regulated Services recovered during the Tariff Year (Only for AO)

Type	2016-2017	2016-2017	2014-2015	2014-2015	2015-2016	2015-2016	2017-2018	2017-2018	2018-2019	2018-2019	2019-2020	2019-2020	2020-2021	2020-2021
	Actual for tariff year under consi deration	Forecast as per the Multi Year Tariff Order	Actual for tariff year under consi deration	Forecast as per the Multi Year Tariff Order	Actual for tariff year under consi deration	Forecast as per the Multi Year Tariff Order	Actual for tariff year under consi deration	Forecast as per the Multi Year Tariff Order	Actual for tariff year under consi deration	Forecast as per the Multi Year Tariff Order	Actual for tariff year under consi deration	Forecast as per the Multi Year Tariff Order	Actual for tariff year under consi deration	Forecast as per the Multi Year Tariff Order
Revenue From Services Other Than Regulated Services 1	0.00	0.00	0.00	0.00	0.00	0.00	0.00	0.00	0.00	0.00	0.00	0.00	0.00	0.00
Revenue From Services Other Than Regulated Services 2	0.00	0.00	0.00	0.00	0.00	0.00	0.00	0.00	0.00	0.00	0.00	0.00	0.00	0.00
Revenue From Services Other Than Regulated Services 3	0.00	0.00	0.00	0.00	0.00	0.00	0.00	0.00	0.00	0.00	0.00	0.00	0.00	0.00
Revenue From Services Other Than Regulated Services 4	0.00	0.00	0.00	0.00	0.00	0.00	0.00	0.00	0.00	0.00	0.00	0.00	0.00	0.00
Other 1	0.00	0.00	0.00	0.00	0.00	0.00	0.00	0.00	0.00	0.00	0.00	0.00	0.00	0.00

Other 2	0.00	0.00	0.00	0.00	0.00	0.00	0.00	0.00	0.00	0.00	0.00	0.00	0.00	0.00	0.00
Other 3	0.00	0.00	0.00	0.00	0.00	0.00	0.00	0.00	0.00	0.00	0.00	0.00	0.00	0.00	0.00
Other 4	0.00	0.00	0.00	0.00	0.00	0.00	0.00	0.00	0.00	0.00	0.00	0.00	0.00	0.00	0.00
Total Revenues From Services Other Than Regulated Services	0.00	0.00	0.00	0.00	0.00	0.00	0.00	0.00	0.00	0.00	0.00	0.00	0.00	0.00	0.00

Form F19 Operating Expenditure incurred during the Tariff Year (Only for ISP)

Type	2016-2017 Actual for tariff year under consi deration	2016-2017 Forecast as per the Multi Year Tariff order	2017-2018 Actual for tariff year under consi deration	2017-2018 Forecast as per the Multi Year Tariff order	2018-2019 Actual for tariff year under consi deration	2018-2019 Forecast as per the Multi Year Tariff order	2019-2020 Actual for tariff year under consi deration	2019-2020 Forecast as per the Multi Year Tariff order	2020-2021 Actual for tariff year under consi deration	2020-2021 Forecast as per the Multi Year Tariff order
Payroll Related Expenditure And Provision	99999999.9	0.00	0.00	0.00	0.00	0.00	0.00	0.00	0.00	0.00
Admin & General Expenses	0.00	0.00	0.00	0.00	0.00	0.00	0.00	0.00	0.00	0.00
Repair & Maintenance Expenditure	34271811.0	0.00	0.00	0.00	0.00	0.00	0.00	0.00	0.00	0.00
Utilities & Outsourcing Expenses	0.00	0.00	0.00	0.00	0.00	0.00	0.00	0.00	0.00	0.00
Other Outflows	0.00	0.00	0.00	0.00	0.00	0.00	0.00	0.00	0.00	0.00
Other 1	99999999.9	0.00	0.00	0.00	0.00	0.00	0.00	0.00	0.00	0.00
Other 2	0.00	0.00	0.00	0.00	0.00	0.00	0.00	0.00	0.00	0.00
Other 3	0.00	0.00	0.00	0.00	0.00	0.00	0.00	0.00	0.00	0.00

Other 4	0.00	0.00	0.00	0.00	0.00	0.00	0.00	0.00	0.00	0.00	0.00	0.00	0.00	0.00	0.00	0.00	0.00
Total Operating And Maintenance Expenditure	99999999.9	0.00	0.00	0.00	0.00	0.00	0.00	0.00	0.00	0.00	0.00	0.00	0.00	0.00	0.00	0.00	0.00

Form F20: Operational and Maintenance Expenditure incurred during the Tariff Year (Only for AO)

Type	2016-2017	2016-2017	2014-2015	2014-2015	2015-2016	2015-2016	2017-2018	2017-2018	2018-2019	2018-2019	2019-2020	2019-2020	2020-2021	2020-2021
	Actual for tariff year under consi deration	Forecast as per the Multi Year Tariff order	Actual for tariff year under consi deration	Forecast as per the Multi Year Tariff order	Actual for tariff year under consi deration	Forecast as per the Multi Year Tariff order	Actual for tariff year under consi deration	Forecast as per the Multi Year Tariff order	Actual for tariff year under consi deration	Forecast as per the Multi Year Tariff order	Actual for tariff year under consi deration	Forecast as per the Multi Year Tariff order	Actual for tariff year under consi deration	Forecast as per the Multi Year Tariff order
Pay Roll Cost	0.00	0.00	0.00	0.00	0.00	0.00	0.00	0.00	0.00	0.00	0.00	0.00	0.00	0.00
Repair And Maintenance	0.00	0.00	0.00	0.00	0.00	0.00	0.00	0.00	0.00	0.00	0.00	0.00	0.00	0.00
Com Of Stores And Spares	0.00	0.00	0.00	0.00	0.00	0.00	0.00	0.00	0.00	0.00	0.00	0.00	0.00	0.00
Electricity And Water Charges	0.00	0.00	0.00	0.00	0.00	0.00	0.00	0.00	0.00	0.00	0.00	0.00	0.00	0.00
Admin And Other Charges	0.00	0.00	0.00	0.00	0.00	0.00	0.00	0.00	0.00	0.00	0.00	0.00	0.00	0.00
Other Outflows	0.00	0.00	0.00	0.00	0.00	0.00	0.00	0.00	0.00	0.00	0.00	0.00	0.00	0.00
Other 1	0.00	0.00	0.00	0.00	0.00	0.00	0.00	0.00	0.00	0.00	0.00	0.00	0.00	0.00
Other 2	0.00	0.00	0.00	0.00	0.00	0.00	0.00	0.00	0.00	0.00	0.00	0.00	0.00	0.00
Other 3	0.00	0.00	0.00	0.00	0.00	0.00	0.00	0.00	0.00	0.00	0.00	0.00	0.00	0.00
Other 4	0.00	0.00	0.00	0.00	0.00	0.00	0.00	0.00	0.00	0.00	0.00	0.00	0.00	0.00
Total Charge	0.00	0.00	0.00	0.00	0.00	0.00	0.00	0.00	0.00	0.00	0.00	0.00	0.00	0.00

181

Form F20 Reconciliation Statement for the Tariff Year (Only for ISP)

Type	2016-2017 Actual for tariff year under consi deration	2016-2017 Forecast as per the Multi Year Tariff Order	2014-2015 Actual for tariff year under consi deration	2014-2015 Forecast as per the Multi Year Tariff Order	2015-2016 Actual for tariff year under consi deration	2015-2016 Forecast as per the Multi Year Tariff Order	2017-2018 Actual for tariff year under consi deration	2017-2018 Forecast as per the Multi Year Tariff Order	2018-2019 Actual for tariff year under consi deration	2018-2019 Forecast as per the Multi Year Tariff Order	2019-2020 Actual for tariff year under consi deration	2019-2020 Forecast as per the Multi Year Tariff Order	2020-2021 Actual for tariff year under consi deration	2020-2021 Forecast as per the Multi Year Tariff Order
Revenue From Regulated Services	99999999.9	0.00	0.00	0.00	0.00	0.00	0.00	0.00	0.00	0.00	0.00	0.00	0.00	
Revenue From Other Than Regulated Services	37977697.0	0.00	0.00	0.00	0.00	0.00	0.00	0.00	0.00	0.00	0.00	0.00	0.00	
Total Revenue	99999999.9	0.00	0.00	0.00	0.00	0.00	0.00	0.00	0.00	0.00	0.00	0.00	0.00	
Pay Roll Costs	99999999.9	0.00	0.00	0.00	0.00	0.00	0.00	0.00	0.00	0.00	0.00	0.00	0.00	
Repair And Maintenance	34271811.0	0.00	0.00	0.00	0.00	0.00	0.00	0.00	0.00	0.00	0.00	0.00	0.00	
Con Of Stores And Spares	0.00	0.00	0.00	0.00	0.00	0.00	0.00	0.00	0.00	0.00	0.00	0.00	0.00	
Electricity And Water Charges	0.00	0.00	0.00	0.00	0.00	0.00	0.00	0.00	0.00	0.00	0.00	0.00	0.00	
Admin And Other Expenses	99999999.9	0.00	0.00	0.00	0.00	0.00	0.00	0.00	0.00	0.00	0.00	0.00	0.00	
Other Outflows	99999999.9	0.00	0.00	0.00	0.00	0.00	0.00	0.00	0.00	0.00	0.00	0.00	0.00	
Total Operating Expenditure	99999999.9	0.00	0.00	0.00	0.00	0.00	0.00	0.00	0.00	0.00	0.00	0.00	0.00	
Profit	99999999.9	0.00	0.00	0.00	0.00	0.00	0.00	0.00	0.00	0.00	0.00	0.00	0.00	

Airports Economic Regulatory Authority of India

152

Before Depreciation																		
Depreciation And Amortisation	7335300.0	0.00	0.00	0.00	0.00	0.00	0.00	0.00	0.00	0.00	0.00	0.00	0.00	0.00	0.00	0.00	0.00	0.00
Earning Before Interest And Taxation	99999999.9	0.00	0.00	0.00	0.00	0.00	0.00	0.00	0.00	0.00	0.00	0.00	0.00	0.00	0.00	0.00	0.00	0.00
Total Interest And Finance Charges	59489.00	0.00	0.00	0.00	0.00	0.00	0.00	0.00	0.00	0.00	0.00	0.00	0.00	0.00	0.00	0.00	0.00	0.00
Profit Loss Before Tax	99999999.9	0.00	0.00	0.00	0.00	0.00	0.00	0.00	0.00	0.00	0.00	0.00	0.00	0.00	0.00	0.00	0.00	0.00
Tax	0.00	0.00	0.00	0.00	0.00	0.00	0.00	0.00	0.00	0.00	0.00	0.00	0.00	0.00	0.00	0.00	0.00	0.00
Profit Loss After Tax	99999999.9	0.00	0.00	0.00	0.00	0.00	0.00	0.00	0.00	0.00	0.00	0.00	0.00	0.00	0.00	0.00	0.00	0.00
Adjustment To Reconcile As Per Statutory Accounts	0.00	0.00	0.00	0.00	0.00	0.00	0.00	0.00	0.00	0.00	0.00	0.00	0.00	0.00	0.00	0.00	0.00	0.00
Operating Profit As Per Statutory Accounts	99999999.9	0.00	0.00	0.00	0.00	0.00	0.00	0.00	0.00	0.00	0.00	0.00	0.00	0.00	0.00	0.00	0.00	0.00