भारत स्टार्स सर्विसेज
प्राइवेट लिमिटेड

BHARAT STARS SERVICES
PRIVATE LIMITED

Trusted Partnership

BSSPL.HO.2015-16.AERA 09.03.2016

The Secretary
Airports Economic Regulatory Authority of India
AERA Building, Administrative Complex
Safdarjung Airport
NEW DELHI — 110 003

Dear Sir

Subject: **Submission of Multi Year Tariff Proposal for Second Control Period for determination of Tariff for Into Plane Service Fee by Bharat Stars Services Private Limited — ITP Service Provider at Kempegowda International Airport (KIA), Bangalore.**

Bharat Stars Services Private Limited (BSSPL) has been awarded the Into-Plane Tender award by Bangalore International Airport Limited (BIAL) based on tender in 2007 at Kempegowda International Airport, bangalore since 2008.

After the privatisation of Airport, the Open Access System concept is introduced and the entire value chain of Aviation Fuel Supply has now been segmented into:

a) Aviation Fuel Supplies by Fuel Suppliers
b) Hydrant Infrastructure Services and fuel farm management
c) Into-Plane Services

Therefore, Into Plane Service at KIA, Bangalore is being provided by two Into Plane Agents based on the competitive bidding. The Into Plane Service fee for 1st control period till 31st March 2016 is duly approved by AERA vide order no 20/2013-14 issued dated 28.06.2013.

We are pleased to submit, our 2nd Multi Year Tariff Proposal in accordance to AERA (Terms and Conditions for Determination of Tariff for Services Provided for Cargo Facility, Ground Handling and Supply of Fuel to the Aircraft) Guidelines, 2011:

1. Form (A)
2. Executive Summary
3. Various Forms as per AERA Guidelines
4. User Agreements –
   a) Extract of Sub Concession Agreement with BIAL
   b) Extract of Into Plane Agent Agreements with Suppliers.

4. Annexure

BSSPL is seeking the approval of tariff under **"Light Touch Regulation"** because as per AERA Guidelines, we meet the following criteria:

1. **Materiality Assessment (Clause 4.2)**
   The Materiality Index is more than 5 % (Fuel throughput in KL at Kempegowda International Airport / Total Fuel Throughput in KL at major Airports x 100 i.e. 535064 KL / 4926539 KL x 100 = 10.86 %)

2. **Competitive Assessment (Clause 5)**
   Two Into-plane Service providers have been appointed by BIAL through a competitive bidding process by way of a Public Tender. Since this Regulated Service at Kempegowda International Airport, Bangalore shall be provided by two service providers, it shall be deemed as "Competitive" at this airport.

3. **User Agreement (Clause 6)**
   Agreements with Airport operator, BIAL and Fuel Suppliers are prevailing since commencement of airport operation. All the agreement copies have been submitted to AERA during submission of our MYTP of 1st Control Period which had an evidence of ITP rate escalation annually by 5%. AERA has approved ITP fee of BSSPL for KIA, Bangalore for 1st control period ending on 31.03.2016 with 5% annual escalation.

From the above, it is clear that we meet the conditions prescribed under the AERA Guidelines for the category of "Material but Competitive".

Confidentiality of the documents submitted:

The information provided in the MYTP Formats and other forms is confidential business information for your perusal and it is requested that same is not to be put in the public domain for protecting our business interest and maintaining appropriate confidentiality. We are also required to maintain the confidentiality of the terms of agreements entered into with BIAL and the fuel suppliers.

ITP Fee working

We have worked out the ITP fee for next 5 years i.e. ITP fee for 2nd control period w.e.f 1st April 2016 to 31.03.2021 in accordance to AERA (Terms and Conditions for Determination of Tariff for Services Provided for Cargo Facility, Ground Handling and Supply of Fuel to the Aircraft) Guidelines, 2011:

The detailed of calculation is annexed and uploaded in AERA server. The obtained result is as below.

Year	2016-17	2017-18	2018-19	2019-20	2020-21
ITP fee for refuelling in Rs. Per KL	291.01	334.18	378.43	410.19	418.58

We would like to submit that the current tariff rate for the financial year 2015-16 as approved by AERA is as under:

Tariff Year		Aircraft Fuelling	Aircraft De-fuelling		Aircraft Re-Fuelling De-Fuelled Product into an Aircraft	
			Within 6 hrs	Beyond 6 hrs	Within 6 hrs	Beyond 6 hrs
Control Period 1	Tariff Year 5	268.03	268.03	321.63	294.82	321.63

However, as per prevailing agreement between fuel suppliers and Airport operator, BIAL, we are proposing only 5% annual ITP fee escalation for Into Plane fuelling service as per below paragraph. Since the volume of defueling and redelivery of fuel cannot be predicted and the contribution of the volume compared to overall fuelling volume is negligibly small hence no separate working has been made nor considered in to any financial model. We have simply proposed for annual 5% escalation of each rate element as per prevailing trend of approved rate of defueling and redelivery of ATF.

Approval for ITP Tariff:

We hereby seek approval of the following tariff for the second control period starting from 01.04.2016 to 31.03.2021 under the LIGHT TOUCH REGULATION

Rate in Rs/KL

Tariff Year		Aircraft Fuelling	Aircraft De-fuelling		Aircraft Re-Fuelling De-Fuelled Product into an Aircraft	
			Within 48 hrs	Beyond 48 hrs	Within 48 hrs	Beyond 48 hrs
Control Period 2	Tariff Year 1 2016-17	281.03	281.03	337.71	309.56	337.71
	Tarrif Year-2 2017-18	295.50	295.50	354.60	325.04	354.60
	Tarrif Year-3 2017-18	310.28	310.28	372.33	341.29	372.33
	Tarrif Year-4 2017-18	325.79	325.79	390.94	358.36	390.94
	Tarrif Year-5 2017-18	342.08	342.08	410.49	376.27	410.49

In view of above submission, we request for kind approval of the Authority at the earliest.

Thanking you & assuring of our best cooperation at all times.

Yours truly

For **Bharat Stars Services Pvt Ltd**

Akash Tiwari
Chief Executive Officer

TABLE OF CONTENTS

1. Introduction
2. Background Activity
   Explain what constitutes fuel infrastructure
   a) Historical Perspective
   b) Current development & reasons for the same
3. Detail of the project cost with future plan
4. List of items, technical specifications and rationale of the same
5. RAB
6. Means of Finance
   a) Debt Cost
   b) Equity Cost
7. Operating Expenses
   Give all details of each head of capex and rational for arriving at the number
8. Basis for determination of Fair Rate of Return on Equity
9. Forecast of fuel off-take
   Basis of forecast
10. Tariff Proposal
    Herein we give the detailed working of the tariff proposal and pray for the requisite tariff

Introduction

Bharat Stars Services Private Limited (BSSPL) is a Joint Venture Company of Bharat Petroleum Corporation limited (BPCL)- a Fortune 500 Company and St-Airport Services Pte Ltd (STARS) Singapore was incorporated in September 2007 & started its first commercial operation in May 2008 at the new Bengaluru international Airport when the Greenfield airport started its commercial operations and later in new Terminal III of I.G.I.A Airport, New Delhi since July 2010 after obtaining requisite approvals from the office of Director General of Civil Aviation. . We are doing ITP Operation under our BSSPL quality management system from 26th January 2015 after getting DGCA approval on 25/01/2015.

BPCL & STARS own 50 % equity each in the JV Company. Both BPCL & STARS are reputed specialists in the aviation fuel logistics & total supply chain management, including the provision of ITP services with many of years of experience & outstanding track record. BSSPL therefore has inherited full benefits & wealth of Indian & International experiences.

BSSPL has been providing ITP services at three prominent Airports of India viz, Kempogowda International Airport, Bengaluru, IGI Airport Delhi Terminal 3 and CSI Airport, Mumbai. The ITP Operations at Delhi Airport are carried through 100% subsidiary of Bharat Stars Services Pvt. Ltd. (Bharat Stars Services (Delhi) Pvt. Ltd. (BSSDPL). The Company has been performing consistently with positive net worth and has been paying dividend continuously.

BOARD OF DIRECTORS AND KEY MANAGERIAL PERSONNEL

The Board of Directors consist of followings members nominated by each joint venture partner :

I.	Mr. Vincent Phang	Chairman
II.	Mr. M.M.Somaya	Director
III.	Mr. Chiew Leong Lua	Director
IV.	Mr. S Ramesh	Director

KEY MANAGEMENT PERSONNEL

Mr. Akash Tiwari
Chief Executive Officer

Mr. Akash Tiwari is CEO of the Company. As a Chief Executive officer, Mr. Akash Tiwari is responsible for marketing, operations, & general management of the Company. He is on deputation from Bharat Petroleum Corporation Limited. Mr. Tiwari has worked in the Petroleum industry for over 23 years.

Mr. Parvesh Kumar Jain
General Manager- Aviation Services HQ

Mr. Parvesh Kumar Jain is General Manager Aviation Services. He has domain expertise in aviation fuel operations and was associated with starting up of new operations at Delhi Airport including other management responsibilities. He is on deputation from Bharat Petroleum Corporation Limited.

Mr. Abhijit Dutta
General Manager, South

Mr. Abhijit Dutta is General Manager South and is posted at Kempegowda International Airport. He has domain expertise in aviation fuel engineering &operations and was associated with starting up of new operations at Delhi Airport including various technical and commercial project handling at BSSPL. All the ITP

work is being handled at Bangalore Airport and south zone under his supervision. He is on deputation from Bharat Petroleum Corporation Limited.

Mr Chetan Patil
General Manager, West

Mr. Chetan Patil is General Manager West and is posted at Mumabi International Airport. He has domain expertise in aviation fuel engineering &operations and was associated with starting up of Mumbai Ops. He is on deputation from Bharat Petroleum Corporation Limited.

Mr. Rajiv Patil
General Manager, North
Mr. Rajiv Patil is General Manager North and is posted at Delhi International Airport. He is from Indian Air force retried Gr. Captain and engineer by qualification and has long association with defence airport opn and administration .

Mr. Sanjay Maheshwari
Company Secretary & Manager Finance

Responsible for company affairs, financial and legal matters for BSSPL, Mr. Sanjay Maheshwari responsibilities span financial compliance, fund management, project finance, corporate financial planning, and secretarial Compliances. He is Company Secretary also. He has worked in financial department of Insurance Broking House, ICD Companies, & Export House.

Organogram at HQ

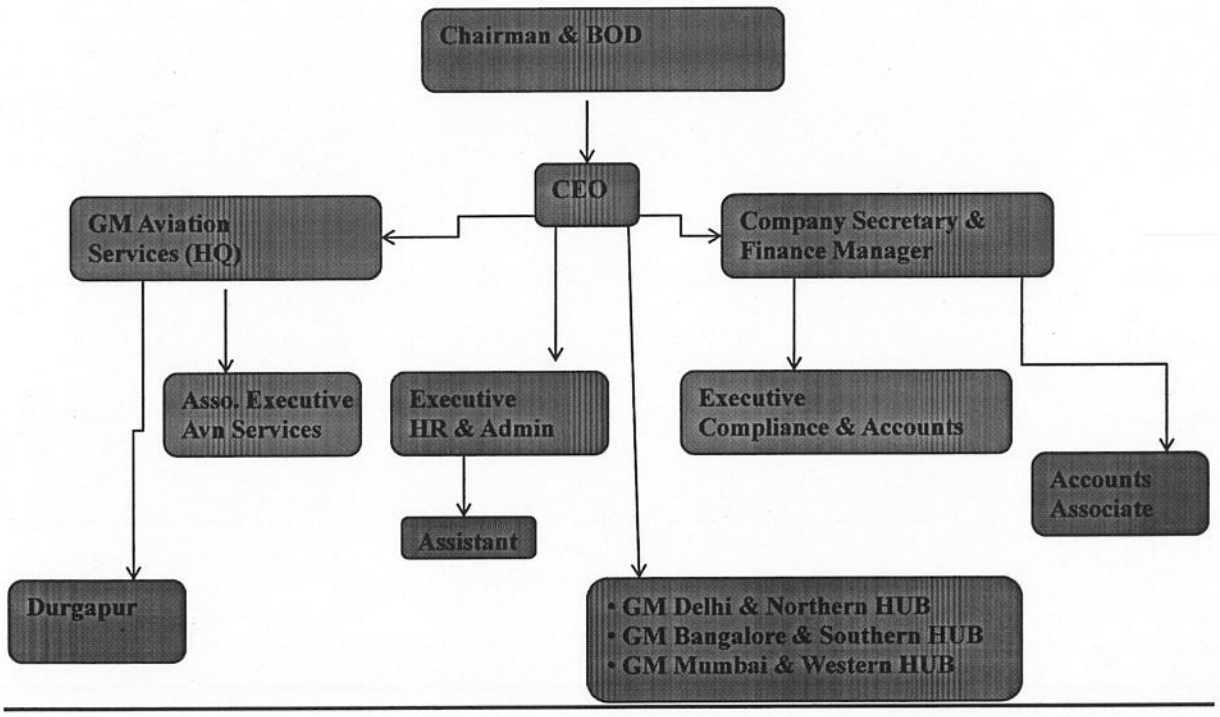

Organogram at Region and location

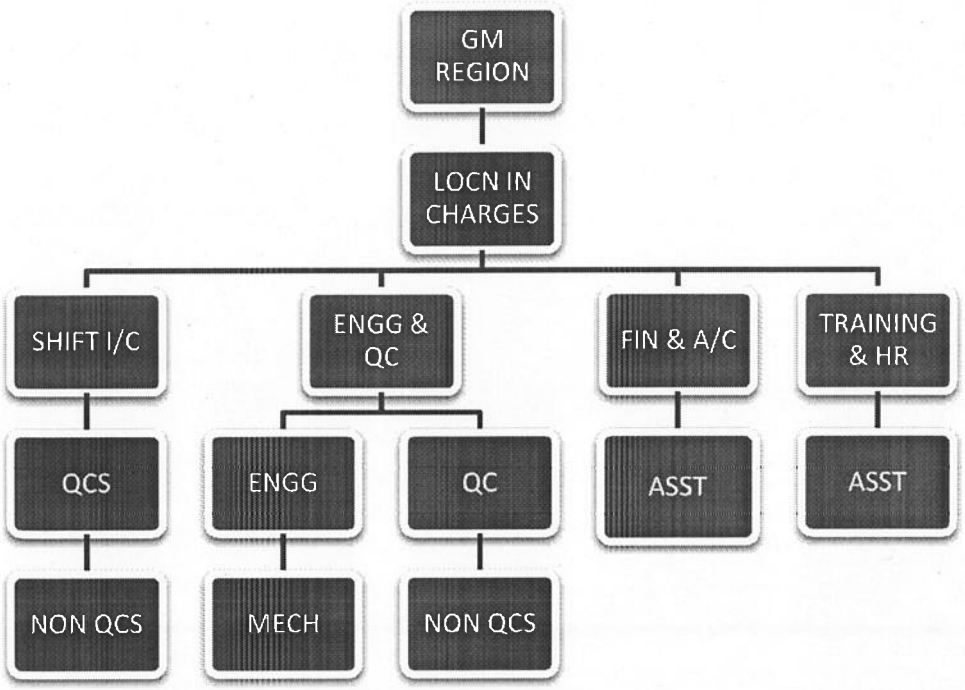

Background of the activity

The business model at CSIA, Mumbai is based on the concept of "Open Access System" which has encouraged the competition & optimisation. The "Value Chain of Aviation Fuel Supply has been segmented into:

d) Aviation Fuel Supplies by Fuel Suppliers
e) Hydrant Infrastructure Services
f) Into-Plane Services

Thus the Into-Plane service is a part of Value Chain & was earlier done by fuel suppliers being a part of integrated fuel supply.

The Into-Plane service fee has been arrived by the Airport Operator through a competitive bidding process wherein based on Technical & Commercial evaluation the price discovery for Into-Plane service fee was made. M/s Bharat Stars Services Pvt Ltd was selected through this competitive process by the Airport Operator. Thus in current context there are two "ITP" service providers. Consequent to selection through competitive bidding process, the selected Companies as Into-Plane concessionaire have made / committed investments in line with long term project requirements.

Detail of Project Cost

As per agreement terms and business requirement purchasing of fuelling vehicles are planned in line with airport growth, air traffic growth and passenger growth. Based on the trend and available projected data we have considered further addition of dispenser to cater the demand of fligh clash.

Also some fuelling vehicles shall be considered for replacement as per their useful life during the 5 year plan. The details are uploaded as per prescribed format.

Hydrant Dispenser

Hydrant Dispenser is a specially designed and fabricated item having various aviation modules on suitable diesel engine driven chassis meeting regulatory requirements of RTA, CCOE, DGCA, petroleum rules, AAI guidelines etc like permitted axle load, length, width height, permitted safety fittings. The engine is used for propulsion and auxiliary duties complying latest EURO norms.

Dispensers are used for airport having hydrant facility having international standard for handling all type of aircrafts starting from small aircrafts like Beachcraft-20, Falcon-900 to Boeing -777, Airbus380, Antonov 228. This is designed and fabricated in order to meet national and international requirements and safety standards, such as JIG, OISD.



The key features are given below:

1. Brake interlock system:
2. Power take off system: for taking extra energy from engine
3. Metering and digital display with key pad and fuelling database memory and report generation and provision for wireless data transmission.
4. Electrical and pneumatic system for various controls and indication.
5. Flow control system comprising of latest JIG approved Inlet coupler, Aviation fuel pressure control valve, aviation hoses, piping, filter housing, venturi, and Hose end pressure control valve (HEPCV) and delivery couplings.
6. ATF filtration system (fuel monitors), online sampling and product recovery.
7. Fire Extinguishers of different type as per CCOE guidelines
8. Scissor platform lifting mechanism, boom, stabiliser, reel hose winding mechanism suitably designed for single man operation.
9. Provisions for various levers and buttons to handle emergency situation to ensure safe and uninterrupted refuelling.
10. DP switch system for online ATF quality protection.

Refuellers

It is also specially designed and fabricated item having various modules on suitable diesel engine driven chassis meeting regulatory requirements of RTA, CCOE, DGCA, petroleum rules, AAI guidelines etc like permitted axle load, length, width height, permitted safety fittings. The engine is used for propulsion and auxiliary duties complying latest EURO norms.

Refuellers are used for refuelling when no hydrant point is available and also for defuelling activities using its own tank age. This is designed and fabricated in order to meet national and international requirement and safety standards, such as IS9290, Petroleum Rules 2002 and Petroleum Act, IATA-JIG guidelines- latest standard, OISD etc.

The key features are given below:

1. Brake interlock system
2. Power take off system: for taking extra energy from engine
3. Metering and digital display with key pad and fuelling database memory and report generation and provision for wireless data transmission.
4. Fuelling and Defuelling activity with educator mechanism
5. Electrical and pneumatic system for various controls and indication.
6. Flow control system comprising of aviation hoses, piping, filter housing, venturi, Hose end pressure control valve (HEPCV) and delivery couplings.
7. ATF filtration system (fuel monitors), online sampling and product recovery.
8. Fire Extinguishers of different type as per CCOE guidelines
9. Provisions for various levers and buttons to handle emergency situation to ensure safe and uninterrupted refuelling.

As per the Into Plane operation and its Quality requirement, the office should have a proper workshop having critical spares and consumables and maintenance and Quality check tool kits. Few of the key items are listed below:



1. Hose testing machine and supporting parts.
2. Gauge testing equipments
3. Millipore kit and ASTM chart

4. Other masters like master hydrometers and master thermo meter with sufficient number of hydrometers and thermometers
5. Complete sampling kit for each dispenser and Refuellers and its spares.

6. Critical spares like seals and repair kit for Inlet coupler, AFPCV, Delivery coupling.
7. Air Compressor
8. Car Washing system
9. Various tools.

Communication

Wireless radio communication system with base station and intrinsically safe radio hand sets for smooth operations.

Other Capex items:

As per business requirement needful furnitures, office items, work shop items, computer and peripherals are required to add or replace which are planned for running the ITP operation smoothly.we have to develop ITP Office along with other furniture Items and facilities, IT Peripherals and other workshop items for carrying out operations smoothly.

Security Deposit

As per the Sub Concessionaire Agreement entered into with BIAL, BSSPL has paid Rs. 200 Lacs as interest free security deposit to the Airport Operator, BIAL.

Regulatory Asset Base

RAB is calculated by taking into consideration all the fixed assets proposed to be introduced after providing depreciation, addition and disposal, if any, as per the guideline by AERA vide Direction No. 4 issued on 10.01.2011

Means of Finance

Estimated cost of CAPEX during the 2nd control period is Rs 69.69 million which is for additional CAPEX investment to cater the demand of operation in addition existing CAPEX investment . The existing CAPEX shall also be reflected in depreciation and RAB schedule for reference.

Debt:

- We have planned to arrange fund for this additional CPAEX from our internal accrual and reserves without taking any debt from the market for Bangalore ITP operation.

Operating Expenses

The details of all the head of the operating expenses are given in the enclosed financial statement. Following are key consideration points:

- Annual manpower cost escalation: 8-12% (considering increase of manpower as well as salary enhancement)
- The major Components of Dispensers and Refullers are imported from reputed manufactures globally. The Last two –three year trend is 10% -12% escalation including Exchange Rate Variance.
- In general 7.5 to 10% % cost escalation is taken in consideration for all items / overheads as per market trends unless there is some precondition
- 5 % revenue share to airport operator is accounted as per concession agreement.
- The airport volume growth happened in last 3 to 4 years and as per available information the ATF volume growth is not very significant as for international sector, the airlines has started bring more fuel efficient aircrafts and for domestic sector at Bangalore there is a significant introduction of regional airlines within south leading less fuel intake even though there is significant ATM. The volume share of BSSPL has been assumed around 25.5% of overall market share based on latest trend.

BASIS FOR DETERMINATION OF FAIR RATE OF RETURN ON EQUITY (FROR)UNDER CAPITAL ASSET PRICING MODEL (CAPM)

1) ***Risk free rate***

Risk free rate is regarded as nominal rate of return expected from a risk free asset which has no default risk and no re-investment risk. For Risk Free Rate (R*f*) the yield to maturity (YTM) on bonds issued by government of India based on current traded value, preferably, of long term tenure beyond the forecast period. The benchmark yield on 10 year government of India bond was adapted. This works out to 7.81%.

2) ***Equity Risk Premium***

Equity risk premium refers the extra return that would be expected by an equity investor over and above the risk free return to compensate for additional risk associated with an investment in equity instead of investment in risk free assets. The risk premium is defined as the difference between the market return on stocks and risk free returns (R*m*-R*f*). Based on some research and analytical studies available in public domain, the equity risk premium can be calculated by adding adjusted risk premium for India. Risk premium as calculated by Aswath Damodaran for India works out at 9.28%.

3) ***Beta (B)***

Beta is the measurement of systematic risk or non-diversifiable risk of particular investment. In simple words it is a measure of performance of an asset in comparison with the performance of market as a whole. As the company is not a listed entity, the Beta (B) value is calculated by considering the published beta of Bharat Petroleum Corporation Limited. The Published Beta (B) of Bharat Petroleum was unlevered and thereafter relevered beta for the Company has been calculated.

4) ***Cost of Equity (Ke)***

As per the AERA Guidelines, cost of equity has been calculated using CAPM Approach.

Annexure

a) Form A for the submission of MYTP
b) Form B for the submission of ATP
c) Form C for the submission of ACS
d) Hard Copies of MYTP forms (Form 1 to Form 14)
e) Hard copies of annual tariff plan (Form 15)
f) Hard copies of ACS forms of FY 2014-15 (Form 16 to 21)
g) Basis of computation of risk force premium , Beta and FROR
h) Audit balance sheet for FY 2014-15.

Form A

BEFORE THE AIRPORT ECONOMIC REGULATORY AUTHORITY OF INDIA

AT NEW DELHI

SUBMISSION OF MULTI YEAR TARIFF PROPOSAL FOR AND ON BEHALF OF:

M/S BHARAT STARS SERVICES PRIVATE LIMITED

I, Akash Tiwari, aged 45 resident of D2/ 101, Bharat Petroleum Housing Complex, Sector- 56,NOIDA-201301 acting in my official capacity as Chief Executive Officer in M/s Bharat Stars Services Private Limited having its registered office at Aviation Fuelling Station, Indira Gandhi International Airport, New Delhi- 110061 do hereby state and affirm as under that:

1) That I am duly authorized to act for and on behalf of M/s Bharat Stars Services Pvt. Ltd. In the matter of making this submission before the Airports Economic Regulatory Authority of India, New Delhi ("the authority")

2) I am competent to make this submission before the Authority;

3) I am making this submission in my official capacity and the facts stated herein are based on official records;

4) The content of this submission related to Kempegowda International Airport, Bengaluru which include inter alia (i) Business Plan; (ii) Information relating to the regulatory Building Blocks; (iii) Competition Assessment; (iv) Historical and Forecasted Volumes; and (v) Historical Revenues, are correct and true to my knowledge and belief and nothing material has been concealed there from.

Akash Tiwari
(Chief Executive Officer)

Place: New Delhi
Date: March 10, 2016

Form B

BEFORE THE AIRPORTS ECONOMIC REGULATORY AUTHORITY OF INDIA

AT NEW DELHI

SUBMISSION OF PROPOSAL FOR DETERMINATION OF ANNUAL TARIFF FOR AND ON BEHALF OF: BHARAT STARS SERVICES PVT. LTD.

I, Akash Tiwari, aged 45Years resident of Bharat Petroleum Housing Complex, Sector- 56,NOIDA-201301 acting in my official capacity as Chief Executive Officer in M/s Bharat Stars Services Private Limited having its registered office at Aviation Fuelling Station, Indira Gandhi International Airport, New Delhi- 110061 do hereby state and confirm as under that:

1. That I am duly authorized to act for and on behalf of M/s M/s Bharat Stars Services Private Limited in the matter of making this submission before the Airports Economic Regulation Authority of India, New Delhi ('the Authority');
2. I am competent to make this submission before the Authority;
3. I am making this submission in my official capacity and the facts stated herein are based on official records;
4. The contents of the Annual Tariff Proposal submission related to Kempegowda International Airport, Bengaluru which include inter alia

   ~~i. Estimated Maximum Allowed Yield per Unit and the proposed detailed breakup of Tariff(s) (in context to Estimated Maximum Allowed Yield per Unit where determined by the Authority) where the Authority has specified a price cap approach for the duration of the Control Period, pursuant to Clause 3.2;~~

   OR

   Proposed detailed break-up of Tariff(s) based on Clause 11.2 where the Authority has specified a light touch approach for the duration of the Control Period, pursuant to Clause 3.2 (strikeout whichever is not applicable); and

   ii. Justifications are correct and true to my knowledge and belief and nothing material has been concealed there from.

Akash Tiwari
(Chief Executive Officer)

Place: New Delhi
Date: March 10, 2016

Form C:

BEFORE THE AIRPORTS ECONOMIC REGULATORY AUTHORITY OF INDIA

AT NEW DELHI

SUBMISSION OF ANNUAL COMPLIANCE STATEMENT FOR AND ON BEHALF OF:

M/S. BHARAT STARS SERVICES PVT. LTD.

I, Akash Tiwari, aged 45 Years resident of Bharat Petroleum Housing Complex, Sector- 56, NOIDA-201301 acting in my official capacity as Chief Executive Officer in M/s Bharat Stars Services Private Limited having its registered office at Aviation Fuelling Station, Indira Gandhi International Airport, New Delhi- 110061 do hereby state and confirm as under that:

1. That I am duly authorized to act for and on behalf of M/s Bharat Stars Services Pvt. Ltd. in the matter of making this submission before the Airports Economic Regulation Authority of India, New Delhi ('the Authority');
2. I am competent to make this submission before the Authority;
3. I am making this submission in my official capacity and the facts stated herein are based on official records;
4. The contents of the Annual Compliance Statement submission for Kempegowda International Airport, Bengaluru are correct and true to my knowledge and belief and nothing material has been concealed there from.

Akash Tiwari
(Chief Executive Officer)

Place: New Delhi
Date: March 10, 2016

Schedule

This schedule contains the various specified forms that relate to specific clause(s) of the guidelines or section(s) of the appendix as the case may be

Form A: (ref Section AI 1 of Appendix 1)

BEFORE THE APIRPORTS ECONOMIC REGULARITY AUTHORITY OF INDIA

AT NEW DELHI

SUBMISSION OF MULTI YEAR TARIFF PROPOSAL FOR AND ON BEHALF OF

M/s

I, Akash Tiwari aged 45 resident of Aviation Fueling Station, Shahbad Mohmmadpur, Delhi acting in my official capacity as ISP in M/s Bharat Star Services Pvt. Ltd. having its registered office at Aviation Fueling Station, Shahbad Mohmmadpur, Delhi do hereby state and affirm as under that:

1. That I am authorized to act for and on behalf of M/s Bharat Star Services Pvt. Ltd. in the matter od making submission before the Airports Economic Regulatory Authority of India, New Delhi ('the Authority')
2. I am compentent to make this submission before the authority
3. I am making the submission in any official capacity and the facts stated herein are based on official records
4. The contents of this submission which include inter alia (i) Business Plan (ii) Information Relating to the Regulatory Building Blocks (iii) Competition Assesment (iv) Historical and Forcasted Volumes and (v) Historical Revenues are correct and true to my knowledge and belief and nothing material has been concealed there from

Sd/

Place

Date: 14-03-2016

Form F1: Historical and Proposed Aggregate Revenue Requirement

Financial Year	2014-2015	2015-2016	2016-2017	2017-2018	2018-2019	2019-2020	2020-2021
Aggregate Revenue Requirement	0.00	0.00	0.00	0.00	0.00	0.00	0.00

BHARAT STARS SERVICES

F1b: Competition Assessment (Only for ISP)

Particulars	Actual for tariff year under consideration	Forecast as per the Multi Year Tariff order
1	281.03	291.01
2	295.50	334.18
3	310.28	378.43
4	325.79	410.19
5	342.08	418.58
6	0.00	0.00
7	0.00	0.00

BHARAT STARS SERVICES

F2: Historical and Projected Balance Sheet (Only for ISP)

Financial Year	2014-2015	2015-2016	2016-2017	2017-2018	2018-2019	2019-2020	2020-2021
Share Capital	200000000.00	200000000.00	200000000.00	200000000.00	200000000.00	200000000.00	200000000.00
Share Application Money	0.00	0.00	0.00	0.00	0.00	0.00	0.00
Reverses And Surplus	23627581.00	30545165.00	40197346.00	52299397.00	66806181.00	82186583.00	96421048.00
Loan Funds	0.00	0.00	0.00	0.00	0.00	0.00	0.00
Secured Loans	0.00	0.00	0.00	0.00	0.00	0.00	0.00
Unsecured Loans	0.00	0.00	0.00	0.00	0.00	0.00	0.00
Capital Grants	0.00	0.00	0.00	0.00	0.00	0.00	0.00
Deferred Tax Liability	0.00	0.00	0.00	0.00	0.00	0.00	0.00
Total Sources Of Funds	223627581.00	230545165.00	240197346.00	252299397.00	266806181.00	282186583.00	296421048.00
Gross Block (Net Of Assets Not In Use)	71860000.00	71960000.00	93436625.00	109596625.00	133693625.00	134693625.00	135693625.00
Less: Accumulated Depreciation	41660000.00	45082272.00	48534060.00	53077412.00	59695676.00	67604308.00	75560633.00
Net Block	30200000.00	26877728.00	44902565.00	56519213.00	73997949.00	67089317.00	60132992.00
Capital Work In Progress	597707.00	14680000.00	0.00	0.00	0.00	0.00	0.00
Total Fixed Assets	30797707.00	41557728.00	44902565.00	56519213.00	73997949.00	67089317.00	60132992.00
Investments	69900750.00	69900750.00	161680750.00	161680750.00	161680750.00	161680750.00	161680750.00
Deferred Tax Assets	0.00	0.00	0.00	0.00	0.00	0.00	0.00
Sundry Debtors	30440000.00	505110.00	597776.00	693318.00	792976.00	868135.00	894756.00
Cash And Bank Balances	20928000.00	78032988.00	34495650.00	35183863.00	32449262.00	55001931.00	76529995.00
Inventories	410254.00	1572180.00	1572180.00	1572180.00	1572180.00	1572180.00	1572180.00
Other Current Assets	4052062.00	23430000.00	0.00	0.00	0.00	0.00	0.00
Loans And Advances	37361681.00	17030000.00	0.00	0.00	0.00	0.00	0.00
Total Current Assets	93191997.00	120570278.00	36665606.00	37449361.00	34814418.00	57442246.00	78996931.00
Liabilities	944000.00	1427354.00	2995338.00	3293689.00	3630699.00	3969492.00	4333388.00
Provisions	27700.00	60196.00	60196.00	60196.00	60196.00	60196.00	60196.00
Total Current Liabilities	971700.00	1487550.00	3055534.00	3353885.00	3690895.00	4029688.00	4393584.00
Net Current Assets	92220297.00	119082728.00	33610072.00	34095476.00	31123523.00	53412558.00	74603347.00

BHARAT STARS SERVICES

Total Application Of Fund	192918754.00	230541206.00	240193387.00	252295439.00	266802222.00	282182625.00	296417089.00

BHARAT STARS SERVICES

Form F2(a): Historical and Projected Balance Sheet

Financial Year	2015-2016	2016-2017	2017-2018	2018-2019	2019-2020	2020-2021
Share Holders Fund	189043674.00	216827643.00	233473047.00	254598094.00	277887129.00	300077918.00
Gross Block (Net Of Assets Not In Use)	0.00	21476625.00	37636625.00	61733625.00	62733625.00	63733625.00
Less: Accumulated Depreciation	0.00	3451788.00	7995141.00	14613405.00	22522038.00	30478363.00
Net Block	0.00	18024837.00	29641484.00	47120220.00	40211587.00	33255262.00
Capital Work In Progress	0.00	0.00	0.00	0.00	0.00	0.00
Total Fixed Assets	0.00	42953250.00	75273250.00	123467250.00	125467250.00	127467250.00
Investments	69900750.00	161680750.00	161680750.00	161680750.00	161680750.00	161680750.00
Deferred Tax Assets	0.00	0.00	0.00	0.00	0.00	0.00
Sundry Debtors	505110.00	597776.00	693318.00	792976.00	868135.00	894756.00
Cash And Bank Balances	78032988.00	34495650.00	35183863.00	32449262.00	55001931.00	76529995.00
Inventories	1572180.00	1572180.00	1572180.00	1572180.00	1572180.00	1572180.00
Other Current Assets	23430000.00	0.00	0.00	0.00	0.00	0.00
Loans And Advances	17030000.00	0.00	0.00	0.00	0.00	0.00
Total Current Assets	120570278.00	36665606.00	37449361.00	34814418.00	57442246.00	78996931.00
Liabilities	1427354.00	2995338.00	3293689.00	3630699.00	3969492.00	4333388.00
Provisions	0.00	0.00	0.00	0.00	0.00	0.00
Net Current Assets	119142924.00	33670268.00	34155672.00	31183719.00	53472754.00	74663543.00
Total Application Of Fund	189043674.00	216827643.00	233473047.00	254598094.00	277887129.00	300077918.00

-23-

BHARAT STARS SERVICES

Schedule
This schedule contains the various specified forms that relate to specific clause(s) of the guidelines or section(s) of the appendix as the case may be
Form A: (ref Section AI 1 of Appendix 1)
BEFORE THE APIRPORTS ECONOMIC REGULARITY AUTHORITY OF INDIA
AT NEW DELHI
SUBMISSION OF MULTI YEAR TARIFF PROPOSAL FOR AND ON BEHALF OF
M/s
I, Akash Tiwari aged 45 resident of Aviation Fueling Station, Shahbad Mohmmadpur, Delhi acting in my official capacity as ISP in M/s Bharat Star Services Pvt. Ltd. having its registered office at Aviation Fueling Station, Shahbad Mohmmadpur, Delhi do hereby state and affirm as under that:

1. That I am authorized to act for and on behalf of M/s Bharat Star Services Pvt. Ltd. in the matter od making submission before the Airports Economic Regulatory Authority of India, New Delhi ('the Authority')
2. I am compentent to make this submission before the authority
3. I am making the submission in any official capacity and the facts stated herein are based on official records
4. The contents of this submission which include inter alia (i) Business Plan (ii) Information Relating to the Regulatory Building Blocks (iii) Competition Assesment (iv) Historical and Forcasted Volumes and (v) Historical Revenues are correct and true to my knowledge and belief and nothing material has been concealed there from

Sd/

Place

Date: 14-03-2016

Form F2(b): Historical and Projected Profit / Loss Account (Only for AO)

Financial Year	2014-2015	2015-2016	2016-2017	2017-2018	2018-2019	2019-2020	2020-2021
Revenue From Regulated Services	37140536.00	38275336.00	43039906.00	49918864.00	57094289.00	62505719.00	64422418.00
Revenue From Other Than Regulated Services	0.00	0.00	0.00	0.00	0.00	0.00	0.00
Total Revenue	37140536.00	38275336.00	43039906.00	49918864.00	57094289.00	62505719.00	64422418.00
Pay Roll Costs	0.00	0.00	0.00	0.00	0.00	0.00	0.00
Admin And Other Expenses	1454336.00	2036213.00	2802895.00	2982486.00	3279347.00	3442605.00	3744691.00
Repair And Maintanance	530014.00	431356.00	2103602.00	2293894.00	2501709.00	2728689.00	2976627.00
Utilities And Outsourcing Expenses	583487.00	448357.00	1147910.00	1234003.00	1326550.00	1426038.00	1532998.00

BHARAT STARS SERVICES

Other Outflows	1843540.00	1710758.00	1922565.00	2066758.00	2221764.00	2388397.00	2567526.00
Total Operating Expenditure	4411377.00	4626684.00	7976972.00	8577141.00	9329370.00	9985729.00	10821842.00
Earning Before Depreciation Interest And Taxation	32729159.00	33648652.00	35062934.00	41341723.00	47764919.00	52519990.00	53600576.00
Depreciation	0.00	0.00	3451788.00	4543353.00	6618264.00	7908633.00	7956325.00
Earning Before Interest And Taxation	32729159.00	33648652.00	31611146.00	36798370.00	41146655.00	44611357.00	45644251.00
Total Interest And Finance Charges	0.00	0.00	0.00	0.00	0.00	0.00	0.00
Profit Loss Before Tax	32729159.00	33648652.00	31611146.00	36798370.00	41146655.00	44611357.00	45644251.00
Tax	0.00	0.00	0.00	0.00	0.00	0.00	0.00
Profit Loss After Taxation	32729159.00	33648652.00	31611146.00	36798370.00	41146655.00	44611357.00	45644251.00
Balance Carried To Balance Sheet	0.00	0.00	0.00	0.00	0.00	0.00	0.00

-25-

BHARAT STARS SERVICES

Form F2(c): Historical and Projected Cash Flow Statement (Only for AO)

Financial Year	2014-2015	2015-2016	2016-2017	2017-2018	2018-2019	2019-2020	2020-2021
Net Profit Before Taxation	0.00	0.00	0.00	0.00	0.00	0.00	0.00
Depreciation And Amortisation	0.00	0.00	0.00	0.00	0.00	0.00	0.00
Loss Profit On Sales Assets	0.00	0.00	0.00	0.00	0.00	0.00	0.00
Interest Income	0.00	0.00	0.00	0.00	0.00	0.00	0.00
Provision –Additions (write Back) Net	0.00	0.00	0.00	0.00	0.00	0.00	0.00
Operating Profit Before Working Capital Changes	0.00	0.00	0.00	0.00	0.00	0.00	0.00
Decrease/ Increase In Trade Receivables	29934890.00	-92666.00	-95542.00	-99658.00	-75159.00	-26621.00	0.00
Decrease/ Increase In Inventories	-1161926.00	0.00	0.00	0.00	0.00	0.00	0.00
Decrease/ Increase In Cash And Bank Balance	-57104988.00	43537338.00	-688213.00	2734601.00	-22552669.00	-21528064.00	0.00
Decrease/ Increase In Loans And Advances	20331681.00	17030000.00	0.00	0.00	0.00	0.00	0.00
Decrease/ Increase In Sundry Creditors	483354.00	1567984.00	298351.00	337010.00	338793.00	363896.00	0.00
Decrease/ Increase In Provisions	32496.00	0.00	0.00	0.00	0.00	0.00	0.00
Net Cash Flow From Operating Activities	-7484493.00	62042656.00	-485404.00	2971953.00	-22289035.00	-21190789.00	0.00
Purchase Of Fixed Assets	0.00	-21476625.00	-16160000.00	-24097000.00	-1000000.00	-1000000.00	0.00
Decrease In WIP Assets	0.00	0.00	0.00	0.00	0.00	0.00	0.00
Cash From Investing Activities	0.00	-21476625.00	-16160000.00	-24097000.00	-1000000.00	-1000000.00	0.00
Decrease In Share	189043674.00	27783969.00	16645404.00	21125047.00	23289035.00	22190789.00	0.00

BHARAT STARS SERVICES

-26-

Capital							
Cash Flow From Financing Activities	189043674.00	27783969.00	16645404.00	21125047.00	23289035.00	22190789.00	0.00
Net Change In Cash And Cash Equivalents	181559181.00	68350000.00	0.00	0.00	0.00	0.00	0.00
Cash And Cash Equivalents At The Beginning Of The Period	0.00	0.00	78032988.00	34495650.00	35183863.00	32449262.00	55001931.00
Cash And Cash Equivalents At The End Of The Period	0.00	78032988.00	34495650.00	35183863.00	32449262.00	55001931.00	55001931.00

- 27 -

BHARAT STARS SERVICES

Form F3: Historical and Project Revenue Generating Area Breakup at the Airport (Only for AO)

Financial Year	2008-2009	2009-2010	2010-2011	2011-2012	2012-2013	2013-2014	2014-2015	2015-2016	2016-2017	2017-2018	2018-2019	2019-2020	2020-2021	2021-2022	2022-2023
Retail	0.00	0.00	0.00	0.00	0.00	0.00	0.00	0.00	0.00	0.00	0.00	0.00	0.00	0.00	0.00
Commercial Offices	0.00	0.00	0.00	0.00	0.00	0.00	0.00	0.00	0.00	0.00	0.00	0.00	0.00	0.00	0.00
Advertisement (Area)(Sqft)	0.00	0.00	0.00	0.00	0.00	0.00	0.00	0.00	0.00	0.00	0.00	0.00	0.00	0.00	0.00
Ticketing	0.00	0.00	0.00	0.00	0.00	0.00	0.00	0.00	0.00	0.00	0.00	0.00	0.00	0.00	0.00
Duty Free Shops	0.00	0.00	0.00	0.00	0.00	0.00	0.00	0.00	0.00	0.00	0.00	0.00	0.00	0.00	0.00
Car Parking	0.00	0.00	0.00	0.00	0.00	0.00	0.00	0.00	0.00	0.00	0.00	0.00	0.00	0.00	0.00
Hanger	0.00	0.00	0.00	0.00	0.00	0.00	0.00	0.00	0.00	0.00	0.00	0.00	0.00	0.00	0.00
Ramp	0.00	0.00	0.00	0.00	0.00	0.00	0.00	0.00	0.00	0.00	0.00	0.00	0.00	0.00	0.00
Land With Oil Companies	0.00	0.00	0.00	0.00	0.00	0.00	0.00	0.00	0.00	0.00	0.00	0.00	0.00	0.00	0.00
Other 1	0.00	0.00	0.00	0.00	0.00	0.00	0.00	0.00	0.00	0.00	0.00	0.00	0.00	0.00	0.00
Other 2	0.00	0.00	0.00	0.00	0.00	0.00	0.00	0.00	0.00	0.00	0.00	0.00	0.00	0.00	0.00

BHARAT STARS SERVICES

Form F4: Historical and projected capacity of Airport (Only for AO)

Financial Year	2009-2010	2010-2011	2011-2012	2012-2013	2013-2014	2014-2015	2015-2016	2016-2017	2017-2018	2018-2019	2019-2020	2020-2021
Declared Peak Hour Capacity	NA	NA	NA	NA	NA	NA	NA	NA	NA	NA	NA	NA
Declared Annual Capacity	NA	NA	NA	NA	NA	NA	NA	NA	NA	NA	NA	NA
Declared Peak Hour Capacity	NA	NA	NA	NA	NA	NA	NA	NA	NA	NA	NA	NA
Declared Annual Capacity	NA	NA	NA	NA	NA	NA	NA	NA	NA	NA	NA	NA
Declared Peak Hour Capacity	NA	NA	NA	NA	NA	NA	NA	NA	NA	NA	NA	NA
Declared Annual Capacity	NA	NA	NA	NA	NA	NA	NA	NA	NA	NA	NA	NA
Declared Peak Hour Capacity	NA	NA	NA	NA	NA	NA	NA	NA	NA	NA	NA	NA
Declared Annual Capacity	NA	NA	NA	NA	NA	NA	NA	NA	NA	NA	NA	NA
Declared Peak Hour Capacity	NA	NA	NA	NA	NA	NA	NA	NA	NA	NA	NA	NA
Declared Annual Capacity	NA	NA	NA	NA	NA	NA	NA	NA	NA	NA	NA	NA
Declared Peak Hour Capacity	NA	NA	NA	NA	NA	NA	NA	NA	NA	NA	NA	NA
Declared	NA	NA	NA	NA	NA	NA	NA	NA	NA	NA	NA	NA

BHARAT STARS SERVICES

Annual Capacity												
Declared Peak Hour Capacity	NA	NA	NA	NA	NA	NA	NA	NA	NA	NA	NA	NA
Declared Annual Capacity	NA	NA	NA	NA	NA	NA	NA	NA	NA	NA	NA	NA
Declared Peak Hour Capacity	NA	NA	NA	NA	NA	NA	NA	NA	NA	NA	NA	NA
Declared Annual Capacity	NA	NA	NA	NA	NA	NA	NA	NA	NA	NA	NA	NA
Declared Peak Hour Capacity	NA	NA	NA	NA	NA	NA	NA	NA	NA	NA	NA	NA
Declared Annual Capacity	NA	NA	NA	NA	NA	NA	NA	NA	NA	NA	NA	NA
Declared Peak Hour Capacity	NA	NA	NA	NA	NA	NA	NA	NA	NA	NA	NA	NA
Declared Annual Capacity	NA	NA	NA	NA	NA	NA	NA	NA	NA	NA	NA	NA
X-BIS	NA	NA	NA	NA	NA	NA	NA	NA	NA	NA	NA	NA
IN LINE X-BIS	NA	NA	NA	NA	NA	NA	NA	NA	NA	NA	NA	NA
FIDS	NA	NA	NA	NA	NA	NA	NA	NA	NA	NA	NA	NA
PA SYSTEM	NA	NA	NA	NA	NA	NA	NA	NA	NA	NA	NA	NA
CCTV	NA	NA	NA	NA	NA	NA	NA	NA	NA	NA	NA	NA
Parking Bays	NA	NA	NA	NA	NA	NA	NA	NA	NA	NA	NA	NA
Hangers	NA	NA	NA	NA	NA	NA	NA	NA	NA	NA	NA	NA
Baggage Retrieval Systems	NA	NA	NA	NA	NA	NA	NA	NA	NA	NA	NA	NA
Car Paking	NA	NA	NA	NA	NA	NA	NA	NA	NA	NA	NA	NA

BHARAT SERVICES

(Space In Sq.MTR)												

-31-

BHARAT STARS SERVICES

Form F3: Historical and Projected Profit / Loss Account (Only for ISP)

Financial Year	2014-2015	2015-2016	2016-2017	2017-2018	2018-2019	2019-2020	2020-2021
Revenue From Regulated Services	37140536.00	38275336.00	43039906.00	49918864.00	57094289.00	62505719.00	64422418.00
Revenue From Other Than Regulated Services	0.00	0.00	0.00	0.00	0.00	0.00	0.00
Total Revenue	37140536.00	38275336.00	43039906.00	49918864.00	57094289.00	62505719.00	64422418.00
Pay Roll Costs	13104705.00	13555396.00	16829075.00	18570122.00	20492250.00	22614408.00	24957529.00
Repair And Maintanance Costs	530014.00	431356.00	2103602.00	2293894.00	2501709.00	2728689.00	2976627.00
Utilities And Outsourcing Costs	583487.00	448357.00	1147910.00	1234003.00	1326550.00	1426038.00	1532998.00
Admin And General Expenses	1454336.00	2036213.00	2802895.00	2982486.00	3279347.00	3442605.00	3744691.00
Concession Fee	1843540.00	1710758.00	1922565.00	2066758.00	2221764.00	2388397.00	2567526.00
Other 1	0.00	0.00	0.00	0.00	0.00	0.00	0.00
Other 2	0.00	0.00	0.00	0.00	0.00	0.00	0.00
Other 3	0.00	0.00	0.00	0.00	0.00	0.00	0.00
Total Operating Expenditure	17516082.00	18182080.00	24806047.00	27147263.00	29821620.00	32600137.00	35779371.00
Earning Before Depreciation Interest And Taxation	19624454.00	20093256.00	18233859.00	22771601.00	27272669.00	29905582.00	28643047.00
Depreciation And Amortisation	0.00	0.00	3451788.00	4543353.00	6618264.00	7908633.00	7956325.00
Earning Before Interest And Taxation	19624454.00	20093256.00	14782071.00	18228248.00	20654405.00	21996949.00	20686722.00
Total Interest And Finance Charges	0.00	0.00	0.00	0.00	0.00	0.00	0.00
Profit Loss Before Tax	19624454.00	20093256.00	14782071.00	18228248.00	20654405.00	21996949.00	20686722.00
Tax	0.00	0.00	0.00	0.00	0.00	0.00	0.00
Profit Loss After Taxation	19624454.00	20093256.00	14782071.00	18228248.00	20654405.00	21996949.00	20686722.00
Balance Carried To Balance Sheet	19624454.00	20093256.00	14782071.00	18228248.00	20654405.00	21996949.00	20686722.00

BHARAT STARS SERVICES

Form F4: Historical and projected cash flow statement (Only for ISP)

Financial Year	2014-2015	2015-2016	2016-2017	2017-2018	2018-2019	2019-2020	2020-2021
Net Profit Before Taxation	0.00	0.00	0.00	0.00	0.00	0.00	0.00
Depreciation And Amortisation	0.00	0.00	0.00	0.00	0.00	0.00	0.00
Loss / (Profit) On Sales Of Assets(net)	0.00	0.00	0.00	0.00	0.00	0.00	0.00
Interest Income	0.00	1907417.00	0.00	0.00	0.00	0.00	0.00
Provision –Additions (write Back) Net	0.00	0.00	0.00	0.00	0.00	0.00	0.00
Operating Profit Before Working Capital Changes	0.00	1907417.00	0.00	0.00	0.00	0.00	0.00
Decrease/ Increase In Trade Receivables	29934890.00	-92666.00	-95542.00	-99658.00	-75159.00	-26621.00	0.00
Decrease/ Increase In Inventories	-1161926.00	0.00	0.00	0.00	0.00	0.00	0.00
Decrease/ Increase In Cash And Bank Balance	-57104988.00	43537338.00	-688213.00	2734601.00	-22552669.00	-21528064.00	0.00
Decrease/ Increase In Loans And Advances	20331681.00	17030000.00	0.00	0.00	0.00	0.00	0.00
Decrease/ Increase In Sundry Creditors	483354.00	1567984.00	298351.00	337010.00	338793.00	363896.00	0.00
Decrease/ Increase In Provisions	32496.00	0.00	0.00	0.00	0.00	0.00	0.00
Net Cash Flow From Operating Activities	-7484493.00	63950073.00	-485404.00	2971953.00	-22289035.00	-21190789.00	0.00
Purchase Of Fixed Assets	0.00	-21476625.00	-16160000.00	-24097000.00	-1000000.00	-1000000.00	0.00
Decrease In WIP Assets	0.00	0.00	0.00	0.00	0.00	0.00	0.00
Cash From Investing Activities	0.00	-21476625.00	-16160000.00	-24097000.00	-1000000.00	-1000000.00	0.00
Decrease In Share	189043674.00	27783969.00	16645404.00	21125047.00	23289035.00	22190789.00	0.00

Capital							
Cash Flow From Financing Activities	189043674.00	27783969.00	16645404.00	21125047.00	23289035.00	22190789.00	0.00
Net Change In Cash And Cash Equivalents	181559181.00	70257417.00	0.00	0.00	0.00	0.00	0.00
Cash And Cash Equivalents At The Beginning Of The Period	0.00	0.00	78032988.00	34495650.00	35183863.00	32449262.00	55001931.00
Cash And Cash Equivalents At The End Of The Period	0.00	78032988.00	34495650.00	35183863.00	32449262.00	55001931.00	55001931.00

-35-

BHARAT STARS SERVICES

Form F5: Cost of Equity and Post-tax FRoR Forecast

Financial Year	2014-2015	2015-2016	2016-2017	2017-2018	2018-2019	2019-2020	2020-2021
Gearing Low	50.00	50.00	50.00	50.00	50.00	50.00	50.00
Gearing High	80.00	80.00	80.00	80.00	80.00	80.00	80.00
Gearing Point Estimate	0.00	0.00	0.00	0.00	0.00	0.00	0.00
Pre Tax Cost Of Debt Low	12.00	12.00	12.00	12.00	12.00	12.00	12.00
Pre Tax Cost Of Debt High	14.00	14.00	14.00	14.00	14.00	14.00	14.00
Pre Tax Cost Of Debt Point Estimate	12.00	12.00	12.00	12.00	12.00	12.00	12.00
Risk Free Rate Low	6.00	6.00	6.00	6.00	6.00	6.00	6.00
Risk Free Rate High	10.00	10.00	10.00	10.00	10.00	10.00	10.00
Risk Free Rate Point Estimate	7.81	7.81	7.81	7.81	7.81	7.81	7.81
Equity Risk Premium Low	8.00	8.00	8.00	8.00	8.00	8.00	8.00
Equity Risk Premium High	10.00	10.00	10.00	10.00	10.00	10.00	10.00
Equity Risk Premium Point Estimate	9.28	9.28	9.28	9.28	9.28	9.28	9.28
Beta Low	0.97	0.97	0.97	0.97	0.97	0.97	0.97
Beta High	1.26	1.26	1.26	1.26	1.26	1.26	1.26
Beta Point Estimate	0.94	0.94	0.94	0.94	0.94	0.94	0.94
Post Tax Cost Of Equity Low	14.00	14.00	14.00	14.00	14.00	14.00	14.00
Post Tax Cost Of Equity High	22.00	22.00	22.00	22.00	22.00	22.00	22.00
Post Tax Cost Of Equity Point Estimate	16.53	16.53	16.53	16.53	16.53	16.53	16.53
Post Tax Fror Low	13.00	13.00	13.00	13.00	13.00	13.00	13.00
Post Tax Fror High	16.00	16.00	16.00	16.00	16.00	16.00	16.00
Post Tax Fror Point Estimate	16.53	16.53	16.53	16.53	16.53	16.53	16.53

BHARAT STARS SERVICES

-36-

-37-

BHARAT STARS SERVICES

Form F6(a): Loan Master

Financial Year	2014-2015	2015-2016	2016-2017	2017-2018	2018-2019	2019-2020	2020-2021
Secured Loan Repayments During The Year	0.00	0.00	0.00	0.00	0.00	0.00	0.00
Secured Loan Interest Payment During The Year	0.00	0.00	0.00	0.00	0.00	0.00	0.00
Secured Loan Outstanding At The End Of The Year	0.00	0.00	0.00	0.00	0.00	0.00	0.00
Unsecured Loan Repayments During The Year	0.00	0.00	0.00	0.00	0.00	0.00	0.00
Unsecured Loan Interest Payment During The Year	0.00	0.00	0.00	0.00	0.00	0.00	0.00
Unsecured Loan Outstanding At The End Of The Year	0.00	0.00	0.00	0.00	0.00	0.00	0.00
Particulars	0.00	0.00	0.00	0.00	0.00	0.00	0.00
Source	0.00	0.00	0.00	0.00	0.00	0.00	0.00
Type Of Loan	PS	PS	PS	PS	PS	PS	PS
Project	0.00	0.00	0.00	0.00	0.00	0.00	0.00
Total Loan Sanctioned	0.00	0.00	0.00	0.00	0.00	0.00	0.00
Loan Tenure	0.00	0.00	0.00	0.00	0.00	0.00	0.00
Interest Type	Fixed	Fixed	Fixed	Fixed	Fixed	Fixed	Fixed
Rate Of Interest	0.00	0.00	0.00	0.00	0.00	0.00	0.00
Base Rate	0.00	0.00	0.00	0.00	0.00	0.00	0.00
Margin	0.00	0.00	0.00	0.00	0.00	0.00	0.00
Caps Or Floor Chk	Yes	Yes	Yes	Yes	Yes	Yes	Yes
Caps Or Floor	0.00	0.00	0.00	0.00	0.00	0.00	0.00
Moratorium Period	0.00	0.00	0.00	0.00	0.00	0.00	0.00
Moratorium Effective From	2016-03-11	2016-03-11	2016-03-11	2016-03-11	2016-03-11	2016-03-11	2016-03-11

BHARAT STARS SERVICES

- 38 -

Repayment Period	0.00	0.00	0.00	0.00	0.00	0.00	0.00
Repayment Start Date	2016-03-11	2016-03-11	2016-03-11	2016-03-11	2016-03-11	2016-03-11	2016-03-11
Repayment Frequency	0.00	0.00	0.00	0.00	0.00	0.00	0.00
Arrangement Fees	0.00	0.00	0.00	0.00	0.00	0.00	0.00
Outstanding Loan	0.00	0.00	0.00	0.00	0.00	0.00	0.00
Other Terms	0.00	0.00	0.00	0.00	0.00	0.00	0.00

-39-

BHARAT STARS SERVICES

Form F6(b): Summary Statement of Interest and Finance Charges

Financial Year	2014-2015	2015-2016	2016-2017	2017-2018	2018-2019	2019-2020	2020-2021
Government Loans	0.00	0.00	0.00	0.00	0.00	0.00	0.00
Bonds	0.00	0.00	0.00	0.00	0.00	0.00	0.00
Foreign Currency Note Or Credit	0.00	0.00	0.00	0.00	0.00	0.00	0.00
Debentures	0.00	0.00	0.00	0.00	0.00	0.00	0.00
Other Interest Charges 1	0.00	0.00	0.00	0.00	0.00	0.00	0.00
Other Interest Charges 2	0.00	0.00	0.00	0.00	0.00	0.00	0.00
Total Interest Charges On Government Loans	0.00	0.00	0.00	0.00	0.00	0.00	0.00
Secured	0.00	0.00	0.00	0.00	0.00	0.00	0.00
Other Secured Interest 1	0.00	0.00	0.00	0.00	0.00	0.00	0.00
Other Secured Interest 2	0.00	0.00	0.00	0.00	0.00	0.00	0.00
Unsecured	0.00	0.00	0.00	0.00	0.00	0.00	0.00
Other Unsecured Interest 1	0.00	0.00	0.00	0.00	0.00	0.00	0.00
Other Unsecured Interest 2	0.00	0.00	0.00	0.00	0.00	0.00	0.00
Total Interest On Long Term Loans	0.00	0.00	0.00	0.00	0.00	0.00	0.00
Cost Of Raising Finance And Bank Charges On Project Loans	0.00	0.00	0.00	0.00	0.00	0.00	0.00
Grand Total Of Interest And Finance Charges	0.00	0.00	0.00	0.00	0.00	0.00	0.00
Less Interest And Finance Charges Capitalised	0.00	0.00	0.00	0.00	0.00	0.00	0.00
Net Total Of Interest	0.00	0.00	0.00	0.00	0.00	0.00	0.00

And Finance Charges Project Related Loans							
Interest On Working Capital Loans	0.00	0.00	0.00	0.00	0.00	0.00	0.00
Other Interest Charges	0.00	0.00	0.00	0.00	0.00	0.00	0.00
Total Interest And Finance Charges Chargable To PI Account	0.00	0.00	0.00	0.00	0.00	0.00	0.00

BHARAT STARS SERVICES

Form F6 (c): Contributions , Grants and subsidies Master

Particular Type	Particulars Name	Financial Year	Source	Total Amount
Contributions	SI. No. 1	2016-2017	0.00	0.00
Contributions	SI. No. 1	2017-2018	0.00	0.00
Contributions	SI. No. 1	2018-2019	0.00	0.00
Contributions	SI. No. 1	2019-2020	0.00	0.00
Contributions	SI. No. 1	2020-2021	0.00	0.00
Contributions	SI. No. 2	2016-2017	0.00	0.00
Contributions	SI. No. 2	2017-2018	0.00	0.00
Contributions	SI. No. 2	2018-2019	0.00	0.00
Contributions	SI. No. 2	2019-2020	0.00	0.00
Contributions	SI. No. 2	2020-2021	0.00	0.00
Contributions	SI. No. 3	2016-2017	0.00	0.00
Contributions	SI. No. 3	2017-2018	0.00	0.00
Contributions	SI. No. 3	2018-2019	0.00	0.00
Contributions	SI. No. 3	2019-2020	0.00	0.00
Contributions	SI. No. 3	2020-2021	0.00	0.00
Contributions	SI. No. 4	2016-2017	0.00	0.00
Contributions	SI. No. 4	2017-2018	0.00	0.00
Contributions	SI. No. 4	2018-2019	0.00	0.00
Contributions	SI. No. 4	2019-2020	0.00	0.00
Contributions	SI. No. 4	2020-2021	0.00	0.00
Grants	SI. No. 1	2016-2017	0.00	0.00
Grants	SI. No. 1	2017-2018	0.00	0.00
Grants	SI. No. 1	2018-2019	0.00	0.00
Grants	SI. No. 1	2019-2020	0.00	0.00
Grants	SI. No. 1	2020-2021	0.00	0.00
Grants	SI. No. 2	2016-2017	0.00	0.00
Grants	SI. No. 2	2017-2018	0.00	0.00
Grants	SI. No. 2	2018-2019	0.00	0.00
Grants	SI. No. 2	2019-2020	0.00	0.00
Grants	SI. No. 2	2020-2021	0.00	0.00
Grants	SI. No. 3	2016-2017	0.00	0.00
Grants	SI. No. 3	2017-2018	0.00	0.00
Grants	SI. No. 3	2018-2019	0.00	0.00
Grants	SI. No. 3	2019-2020	0.00	0.00
Grants	SI. No. 3	2020-2021	0.00	0.00
Grants	SI. No. 4	2016-2017	0.00	0.00
Grants	SI. No. 4	2017-2018	0.00	0.00
Grants	SI. No. 4	2018-2019	0.00	0.00
Grants	SI. No. 4	2019-2020	0.00	0.00
Grants	SI. No. 4	2020-2021	0.00	0.00
Subsidies	SI. No. 1	2016-2017	0.00	0.00
Subsidies	SI. No. 1	2017-2018	0.00	0.00
Subsidies	SI. No. 1	2018-2019	0.00	0.00
Subsidies	SI. No. 1	2019-2020	0.00	0.00
Subsidies	SI. No. 1	2020-2021	0.00	0.00
Subsidies	SI. No. 2	2016-2017	0.00	0.00
Subsidies	SI. No. 2	2017-2018	0.00	0.00
Subsidies	SI. No. 2	2018-2019	0.00	0.00
Subsidies	SI. No. 2	2019-2020	0.00	0.00
Subsidies	SI. No. 2	2020-2021	0.00	0.00
Subsidies	SI. No. 3	2016-2017	0.00	0.00
Subsidies	SI. No. 3	2017-2018	0.00	0.00
Subsidies	SI. No. 3	2018-2019	0.00	0.00
Subsidies	SI. No. 3	2019-2020	0.00	0.00
Subsidies	SI. No. 3	2020-2021	0.00	0.00
Subsidies	SI. No. 4	2016-2017	0.00	0.00
Subsidies	SI. No. 4	2017-2018	0.00	0.00
Subsidies	SI. No. 4	2018-2019	0.00	0.00
Subsidies	SI. No. 4	2019-2020	0.00	0.00
Subsidies	SI. No. 4	2020-2021	0.00	0.00
Operations				

-42-

| | | |

Schedule

This schedule contains the various specified forms that relate to specific clause(s) of the guidelines or section(s) of the appendix as the case may be

Form A: (ref Section AI 1 of Appendix 1)

BEFORE THE APIRPORTS ECONOMIC REGULARITY AUTHORITY OF INDIA

AT NEW DELHI

SUBMISSION OF MULTI YEAR TARIFF PROPOSAL FOR AND ON BEHALF OF

M/s

I, Akash Tiwari aged 45 resident of Aviation Fueling Station, Shahbad Mohmmadpur, Delhi acting in my official capacity as ISP in M/s Bharat Star Services Pvt. Ltd. having its registered office at Aviation Fueling Station, Shahbad Mohmmadpur, Delhi do hereby state and affirm as under that:

1. That I am authorized to act for and on behalf of M/s Bharat Star Services Pvt. Ltd. in the matter od making submission before the Airports Economic Regulatory Authority of India, New Delhi ('the Authority')
2. I am compentent to make this submission before the authority
3. I am making the submission in any official capacity and the facts stated herein are based on official records
4. The contents of this submission which include inter alia (i) Business Plan (ii) Information Relating to the Regulatory Building Blocks (iii) Competition Assesment (iv) Historical and Forcasted Volumes and (v) Historical Revenues are correct and true to my knowledge and belief and nothing material has been concealed there from

Sd/

Place

Date: 14-03-2016

Form F7: Historical and Proposed Aggregate Revenue Requirement

BHARAT STARS SERVICES

Form F8(a): Format for providing asset-wise information of stakeholder contributions

Financial Year	Total Collection Proposed For The Year
2016-2017	0.00
2017-2018	0.00
2018-2019	0.00
2019-2020	0.00
2020-2021	0.00
2016-2017	0.00
2017-2018	0.00
2018-2019	0.00
2019-2020	0.00
2020-2021	0.00
2016-2017	0.00
2017-2018	0.00
2018-2019	0.00
2019-2020	0.00
2020-2021	0.00
2016-2017	0.00
2017-2018	0.00
2018-2019	0.00
2019-2020	0.00
2020-2021	0.00
2016-2017	0.00
2017-2018	0.00
2018-2019	0.00
2019-2020	0.00
2020-2021	0.00
2016-2017	0.00
2017-2018	0.00
2018-2019	0.00
2019-2020	0.00
2020-2021	0.00
2016-2017	0.00
2017-2018	0.00
2018-2019	0.00
2019-2020	0.00
2020-2021	0.00
2016-2017	0.00
2017-2018	0.00
2018-2019	0.00
2019-2020	0.00
2020-2021	0.00
2016-2017	0.00
2017-2018	0.00
2018-2019	0.00
2019-2020	0.00
2020-2021	0.00
2016-2017	0.00
2017-2018	0.00
2018-2019	0.00
2019-2020	0.00
2020-2021	0.00
2016-2017	0.00
2017-2018	0.00
2018-2019	0.00
2019-2020	0.00
2020-2021	0.00
2016-2017	0.00
2017-2018	0.00
2018-2019	0.00
2019-2020	0.00
2020-2021	0.00
2016-2017	0.00
2017-2018	0.00
2018-2019	0.00
2019-2020	0.00
2020-2021	0.00
2016-2017	0.00
2017-2018	0.00
2018-2019	0.00
2019-2020	0.00
2020-2021	0.00
2016-2017	0.00
2017-2018	0.00
2018-2019	0.00
2019-2020	0.00
2020-2021	0.00
2016-2017	0.00
2017-2018	0.00
2018-2019	0.00
2019-2020	0.00
2020-2021	0.00
2016-2017	0.00
2017-2018	0.00
2018-2019	0.00
2019-2020	0.00
2020-2021	0.00
2016-2017	0.00
2017-2018	0.00
2018-2019	0.00
2019-2020	0.00
2020-2021	0.00
2016-2017	0.00
2017-2018	0.00
2018-2019	0.00
2019-2020	0.00
2020-2021	0.00
2016-2017	0.00
2017-2018	0.00
2018-2019	0.00
2019-2020	0.00
2020-2021	0.00
2016-2017	0.00
2017-2018	0.00
2018-2019	0.00
2019-2020	0.00
2020-2021	0.00

-46-

BHARAT STARS SERVICES

Form F8(b): Format for providing proposed exclusions from Regulatory Asset Base (RAB)

Asset Name	NA	NA	NA	NA	NA	NA	NA
Book Value	0.00	0.00	0.00	0.00	0.00	0.00	0.00
Accumulated Depreciation	0.00	0.00	0.00	0.00	0.00	0.00	0.00
Justification For Execution	NA	NA	NA	NA	NA	NA	NA
Any Land Associated With Asset	NA	NA	NA	NA	NA	NA	NA
Details Of Land	NA	NA	NA	NA	NA	NA	NA

-47-

BHARAT STARS SERVICES

| | | |

| | | |

Form F10(b): Capital Expenditure Projected Plan - 10 year Master

Financial Year	2016-2017	2017-2018	2018-2019	2019-2020	2020-2021	2021-2022	2022-2023	2023-2024	2024-2025	2025-2026
Project Name	AVIATION REFUELING EQUIPEMENT	AVIATION REFUELING EQUIPEMENT	AVIATION REFUELING EQUIPEMENT	AVIATION REFUELING EQUIPEMNT	AVIATION REFUELING EQUIPEMENT	AVIATION REFUELING EQUIPEMENT	AVIATION REFUELING EQUIPEMENT	NA	NA	NA
Project Type	NA	NA	NA	NA	NA	NA	NA	NA	NA	NA
Comm Date	0000-00-00	0000-00-00	0000-00-00	0000-00-00	0000-00-00	0000-00-00	0000-00-00	0000-00-00	0000-00-00	0000-00-00
Capex	21476625.00	16160000.00	24097000.00	1000000.00	1000000.00	0.00	0.00	0.00	0.00	0.00
Com	0.00	0.00	0.00	0.00	0.00	0.00	0.00	0.00	0.00	0.00
Cdate	0000-00-00	0000-00-00	0000-00-00	0000-00-00	0000-00-00	0000-00-00	0000-00-00	0000-00-00	0000-00-00	0000-00-00
Wip	0.00	0.00	0.00	0.00	0.00	0.00	0.00	0.00	0.00	0.00

-55-

BHARAT STARS SERVICES

Form F10(c): Year-wise Capital Expenditure Financing Plans for next 10 years

Financial Year	2016-2017	2017-2018	2018-2019	2019-2020	2020-2021
Internal Accrual	21475625.00	16160000.00	24097000.00	1000000.00	1000000.00
Total Capex Planned	0.00	0.00	0.00	0.00	0.00
Equity Infused	0.00	0.00	0.00	0.00	0.00
User Contributions	0.00	0.00	0.00	0.00	0.00
Total Debt	0.00	0.00	0.00	0.00	0.00

-56-

BHARAT STARS SERVICES

Form F10(d): Summary Statement of Expenses Capitalised

Financial Year	2014-2015	2015-2016	2016-2017	2017-2018	2018-2019	2019-2020	2020-2021
Interest And Finance Charges Capitalised	0.00	0.00	0.00	0.00	0.00	0.00	0.00
Cost Of Raising Finance And Bank Charge	0.00	0.00	0.00	0.00	0.00	0.00	0.00
Employee Expenses	0.00	0.00	0.00	0.00	0.00	0.00	0.00
Administrative And General Expenses	0.00	0.00	0.00	0.00	0.00	0.00	0.00
Untilies And Outsourcing Expenses	0.00	0.00	0.00	0.00	0.00	0.00	0.00
Any Other Expenses Being Capitalised	0.00	0.00	0.00	0.00	0.00	0.00	0.00
Other 1	0.00	0.00	0.00	0.00	0.00	0.00	0.00
Other 2	0.00	0.00	0.00	0.00	0.00	0.00	0.00
Total Expenses Being Capitalised	0.00	0.00	0.00	0.00	0.00	0.00	0.00

BHARAT STARS SERVICES

Schedule

This schedule contains the various specified forms that relate to specific clause(s) of the guidelines or section(s) of the appendix as the case may be

Form A: (ref Section AI 1 of Appendix 1)

BEFORE THE APIRPORTS ECONOMIC REGULARITY AUTHORITY OF INDIA

AT NEW DELHI

SUBMISSION OF MULTI YEAR TARIFF PROPOSAL FOR AND ON BEHALF OF

M/s

I, Akash Tiwari aged 45 resident of Aviation Fueling Station, Shahbad Mohmmadpur, Delhi acting in my official capacity as ISP in M/s Bharat Star Services Pvt. Ltd. having its registered office at Aviation Fueling Station, Shahbad Mohmmadpur, Delhi do hereby state and affirm as under that:

1. That I am authorized to act for and on behalf of M/s Bharat Star Services Pvt. Ltd. in the matter od making submission before the Airports Economic Regulatory Authority of India, New Delhi ('the Authority')
2. I am compentent to make this submission before the authority
3. I am making the submission in any official capacity and the facts stated herein are based on official records
4. The contents of this submission which include inter alia (i) Business Plan (ii) Information Relating to the Regulatory Building Blocks (iii) Competition Assesment (iv) Historical and Forcasted Volumes and (v) Historical Revenues are correct and true to my knowledge and belief and nothing material has been concealed there from

Sd/

Place

Date: 14-03-2016

Form F9: Formats for Forecast and Actual Roll-forward Regulatory Asset Base (RAB)

Financial Year	2016-2017	2017-2018	2018-2019	2019-2020	2020-2021	2016-2017	2017-2018	2018-2019	2019-2020	2020-2021	2016-2017	2017-2018	2018-2019	2019-2020	2020-2021	2016-2017	2017-2018	2018-2019	2019-2020	2020-2021	2016-2017	2017-2018	2018-2019	2019-2020	2020-2021	2016-2017	2017-2018	2018-2019	2019-2020	2020-2021
Land	0.00	0.00	0.00	0.00	0.00	0.00	0.00	0.00	0.00	0.00	0.00	0.00	0.00	0.00	0.00	0.00	0.00	0.00	0.00	0.00	0.00	0.00	0.00	0.00	0.00	0.00	0.00	0.00	0.00	0.00
Runways Taxiway	0.00	0.00	0.00	0.00	0.00	0.00	0.00	0.00	0.00	0.00	0.00	0.00	0.00	0.00	0.00	0.00	0.00	0.00	0.00	0.00	0.00	0.00	0.00	0.00	0.00	0.00	0.00	0.00	0.00	0.00
Aprون	0.00	0.00	0.00	0.00	0.00	0.00	0.00	0.00	0.00	0.00	0.00	0.00	0.00	0.00	0.00	0.00	0.00	0.00	0.00	0.00	0.00	0.00	0.00	0.00	0.00	0.00	0.00	0.00	0.00	0.00
Roads Bridges	0.00	0.00	0.00	0.00	0.00	0.00	0.00	0.00	0.00	0.00	0.00	0.00	0.00	0.00	0.00	0.00	0.00	0.00	0.00	0.00	0.00	0.00	0.00	0.00	0.00	0.00	0.00	0.00	0.00	0.00
Tmnl	0.00	0.00	0.00	0.00	0.00	0.00	0.00	0.00	0.00	0.00	0.00	0.00	0.00	0.00	0.00	0.00	0.00	0.00	0.00	0.00	0.00	0.00	0.00	0.00	0.00	0.00	0.00	0.00	0.00	0.00

Bldg																														
Temp Bldg	0.00	0.00	0.00	0.00	0.00	0.00	0.00	0.00	0.00	0.00	0.00	0.00	0.00	0.00	0.00	0.00	0.00	0.00	0.00	0.00	0.00	0.00	0.00	0.00	0.00	0.00	0.00	0.00	0.00	0.00
Res Bldg	0.00	0.00	0.00	0.00	0.00	0.00	0.00	0.00	0.00	0.00	0.00	0.00	0.00	0.00	0.00	0.00	0.00	0.00	0.00	0.00	0.00	0.00	0.00	0.00	0.00	0.00	0.00	0.00	0.00	0.00
Temp B Wall	0.00	0.00	0.00	0.00	0.00	0.00	0.00	0.00	0.00	0.00	0.00	0.00	0.00	0.00	0.00	0.00	0.00	0.00	0.00	0.00	0.00	0.00	0.00	0.00	0.00	0.00	0.00	0.00	0.00	0.00
Opnl B Wall	0.00	0.00	0.00	0.00	0.00	0.00	0.00	0.00	0.00	0.00	0.00	0.00	0.00	0.00	0.00	0.00	0.00	0.00	0.00	0.00	0.00	0.00	0.00	0.00	0.00	0.00	0.00	0.00	0.00	0.00
Res B Wall	0.00	0.00	0.00	0.00	0.00	0.00	0.00	0.00	0.00	0.00	0.00	0.00	0.00	0.00	0.00	0.00	0.00	0.00	0.00	0.00	0.00	0.00	0.00	0.00	0.00	0.00	0.00	0.00	0.00	0.00
Other Bldgs	0.00	0.00	0.00	0.00	0.00	0.00	0.00	0.00	0.00	0.00	0.00	0.00	0.00	0.00	0.00	0.00	0.00	0.00	0.00	0.00	0.00	0.00	0.00	0.00	0.00	0.00	0.00	0.00	0.00	0.00
Computers	0.00	-4309.00	-68410.00	71590.00	105000.00	100000.00	0.00	200000.00	0.00	0.00	0.00	0.00	0.00	0.00	0.00	89309.00	34101.00	0.00	0.00	0.00	15000.00	30000.00	60000.00	90000.00	90000.00	-4309.00	-68410.00	71590.00	105000.00	15000.00
Software	0.00	0.00	0.00	0.00	0.00	0.00	0.00	0.00	0.00	0.00	0.00	0.00	0.00	0.00	0.00	0.00	0.00	0.00	0.00	0.00	0.00	0.00	0.00	0.00	0.00	0.00	0.00	0.00	0.00	0.00
Machinery	0.00	0.00	0.00	0.00	0.00	0.00	0.00	0.00	0.00	0.00	0.00	0.00	0.00	0.00	0.00	0.00	0.00	0.00	0.00	0.00	0.00	0.00	0.00	0.00	0.00	0.00	0.00	0.00	0.00	0.00
Tools And Plant	0.00	970000.00	1880000.00	2730000.00	3520000.00	10000000.00	10000000.00	10000000.00	10000000.00	10000000.00	0.00	0.00	0.00	0.00	0.00	0.00	0.00	0.00	0.00	0.00	30000.00	90000.00	150000.00	210000.00	270000.00	970000.00	1880000.00	2730000.00	3520000.00	4250000.00
Furniture Office	0.00	-57110.00	-114220.00	794827.00	726393.00	0.00	0.00	10000000.00	0.00	0.00	0.00	0.00	0.00	0.00	0.00	57110.00	57110.00	45953.00	35544.00	33777.00	0.00	0.00	45000.00	90000.00	90000.00	-57110.00	-114220.00	794827.00	726393.00	602616.00
Vehicle	0.00	17179416.00	28047618.00	42295211.00	34927275.00	20376625.00	15160000.00	20497000.00	0.00	0.00	0.00	0.00	0.00	0.00	0.00	2731745.00	2508119.00	2493772.00	2493095.00	2489707.00	4654640.00	1783679.00	3755635.00	4874841.00	4874841.00	17179416.00	28047618.00	42295211.00	34927275.00	27562727.00
Cars Jeep	0.00	-42694.0	-67599.0	1096401.	1024401.	0.00	0.00	1200000.	0.00	0.00	0.00	0.00	0.00	0.00	0.00	42694.00	24905.00	0.00	0.00	0.00	0.00	0.00	36000.00	72000.00	72000.00	-42694.0	-67599.0	1096401.	1024401.	952401.0

s		0	0	00	00			00																		0	0	00	00	0
Elect Instal lation	0.00	0.00	0.00	0.00	0.00	0.00	0.00	0.00	0.00	0.00	0.00	0.00	0.00	0.00	0.00	0.00	0.00	0.00	0.00	0.00	0.00	0.00	0.00	0.00	0.00	0.00	0.00	0.00	0.00	0.00
Offic e Eqpt	0.00	-204 66.0 0	-359 05.0 0	1321 91.0 0	8903 8.00	0.00	0.00	2000 00.0 0	0.00	0.00	0.00	0.00	0.00	0.00	0.00	2046 6.00	1543 9.00	1390 4.00	7153 .00	0.00	0.00	0.00	1800 0.00	3600 0.00	3600 0.00	-204 66.0 0	-359 05.0 0	1321 91.0 0	8903 8.00	5303 8.00
Atm Furni ture	0.00	0.00	0.00	0.00	0.00	0.00	0.00	0.00	0.00	0.00	0.00	0.00	0.00	0.00	0.00	0.00	0.00	0.00	0.00	0.00	0.00	0.00	0.00	0.00	0.00	0.00	0.00	0.00	0.00	0.00
Xray	0.00	0.00	0.00	0.00	0.00	0.00	0.00	0.00	0.00	0.00	0.00	0.00	0.00	0.00	0.00	0.00	0.00	0.00	0.00	0.00	0.00	0.00	0.00	0.00	0.00	0.00	0.00	0.00	0.00	0.00
Cft Fire Fighti ng Eqpt	0.00	0.00	0.00	0.00	0.00	0.00	0.00	0.00	0.00	0.00	0.00	0.00	0.00	0.00	0.00	0.00	0.00	0.00	0.00	0.00	0.00	0.00	0.00	0.00	0.00	0.00	0.00	0.00	0.00	0.00
Othe r 1	0.00	0.00	0.00	0.00	0.00	0.00	0.00	0.00	0.00	0.00	0.00	0.00	0.00	0.00	0.00	0.00	0.00	0.00	0.00	0.00	0.00	0.00	0.00	0.00	0.00	0.00	0.00	0.00	0.00	0.00
Othe r 2	0.00	0.00	0.00	0.00	0.00	0.00	0.00	0.00	0.00	0.00	0.00	0.00	0.00	0.00	0.00	0.00	0.00	0.00	0.00	0.00	0.00	0.00	0.00	0.00	0.00	0.00	0.00	0.00	0.00	0.00
Othe r 3	0.00	0.00	0.00	0.00	0.00	0.00	0.00	0.00	0.00	0.00	0.00	0.00	0.00	0.00	0.00	0.00	0.00	0.00	0.00	0.00	0.00	0.00	0.00	0.00	0.00	0.00	0.00	0.00	0.00	0.00
Othe r 4	0.00	0.00	0.00	0.00	0.00	0.00	0.00	0.00	0.00	0.00	0.00	0.00	0.00	0.00	0.00	0.00	0.00	0.00	0.00	0.00	0.00	0.00	0.00	0.00	0.00	0.00	0.00	0.00	0.00	0.00
Othe r 5	0.00	0.00	0.00	0.00	0.00	0.00	0.00	0.00	0.00	0.00	0.00	0.00	0.00	0.00	0.00	0.00	0.00	0.00	0.00	0.00	0.00	0.00	0.00	0.00	0.00	0.00	0.00	0.00	0.00	0.00

AT STARS SERVICES

BHARAT STARS SERVICES

Schedule

This schedule contains the various specified forms that relate to specific clause(s) of the guidelines or section(s) of the appendix as the case may be

Form A: (ref Section AI 1 of Appendix 1)

BEFORE THE APIRPORTS ECONOMIC REGULARITY AUTHORITY OF INDIA

AT NEW DELHI

SUBMISSION OF MULTI YEAR TARIFF PROPOSAL FOR AND ON BEHALF OF

M/s

I, Akash Tiwari aged 45 resident of Aviation Fueling Station, Shahbad Mohmmadpur, Delhi acting in my official capacity as ISP in M/s Bharat Star Services Pvt. Ltd. having its registered office at Aviation Fueling Station, Shahbad Mohmmadpur, Delhi do hereby state and affirm as under that:

1. That I am authorized to act for and on behalf of M/s Bharat Star Services Pvt. Ltd. in the matter od making submission before the Airports Economic Regulatory Authority of India, New Delhi ('the Authority')
2. I am compentent to make this submission before the authority
3. I am making the submission in any official capacity and the facts stated herein are based on official records
4. The contents of this submission which include inter alia (i) Business Plan (ii) Information Relating to the Regulatory Building Blocks (iii) Competition Assesment (iv) Historical and Forcasted Volumes and (v) Historical Revenues are correct and true to my knowledge and belief and nothing material has been concealed there from

Sd/

Place

Date: 14-03-2016

Form F10(a): Capital Project completed before review of ROLL-Forward of Regulatory Asset Base

Financial Year	2016-2017	2017-2018	2018-2019	2019-2020	2020-2021	2016-2017	2017-2018	2018-2019	2019-2020	2020-2021	2016-2017	2017-2018	2018-2019	2019-2020	2020-2021	2016-2017	2017-2018	2018-2019	2019-2020	2020-2021	2016-2017	2017-2018	2018-2019	2019-2020	2020-2021	2016-2017	2017-2018	2018-2019	2019-2020	2020-2021	2016-2017	2017-2018	2018-2019	2019-2020	2020-2021	2016-2017	2017-2018	2018-2019	2019-2020	2020-2021	2016-2017	2017-2018	2018-2019	2019-2020	2020-2021	2016-2017	2017-2018	2018-2019	2019-2020	2020-2021	2016-2017	2017-2018	2018-2019	2019-2020	2020-2021	2016-2017	2017-2018	2018-2019	2019-2020	2020-2021
Capex	0.00	0.00	0.00	0.00	0.00	0.00	0.00	0.00	0.00	0.00	0.00	0.00	0.00	0.00	0.00	0.00	0.00	0.00	0.00	0.00	0.00	0.00	0.00	0.00	0.00	0.00	0.00	0.00	0.00	0.00	0.00	0.00	0.00	0.00	0.00	0.00	0.00	0.00	0.00	0.00	0.00	0.00	0.00	0.00	0.00	0.00	0.00	0.00	0.00	0.00	0.00	0.00	0.00	0.00	0.00	0.00	0.00	0.00	0.00	0.00
Completion	0.00	0.00	0.00	0.00	0.00	0.00	0.00	0.00	0.00	0.00	0.00	0.00	0.00	0.00	0.00	0.00	0.00	0.00	0.00	0.00	0.00	0.00	0.00	0.00	0.00	0.00	0.00	0.00	0.00	0.00	0.00	0.00	0.00	0.00	0.00	0.00	0.00	0.00	0.00	0.00	0.00	0.00	0.00	0.00	0.00	0.00	0.00	0.00	0.00	0.00	0.00	0.00	0.00	0.00	0.00	0.00	0.00	0.00	0.00	0.00

Form F10(e): Additional Capital Projects Summery

Financial Year	2014-2015	2015-2016	2016-2017	2017-2018	2018-2019	2019-2020	2020-2021	2014-2015	2015-2016	2016-2017	2017-2018	2018-2019	2019-2020	2020-2021	2014-2015	2015-2016	2016-2017	2017-2018	2018-2019	2019-2020	2020-2021	2014-2015	2015-2016	2016-2017	2017-2018	2018-2019	2019-2020	2020-2021
Building	0.00	0.00	0.00	0.00	0.00	0.00	0.00	0.00	0.00	0.00	0.00	0.00	0.00	0.00	0.00	0.00	0.00	0.00	0.00	0.00	0.00	0.00	0.00	0.00	0.00	0.00	0.00	0.00
Plant And Machinery	0.00	0.00	0.00	0.00	0.00	0.00	0.00	0.00	0.00	0.00	0.00	0.00	0.00	0.00	0.00	0.00	0.00	0.00	0.00	0.00	0.00	0.00	0.00	0.00	0.00	0.00	0.00	0.00
Electrical Installation	0.00	0.00	0.00	0.00	0.00	0.00	0.00	0.00	0.00	0.00	0.00	0.00	0.00	0.00	0.00	0.00	0.00	0.00	0.00	0.00	0.00	0.00	0.00	0.00	0.00	0.00	0.00	0.00
Furniture And Fittings	0.00	0.00	0.00	0.00	0.00	0.00	0.00	0.00	0.00	0.00	0.00	0.00	0.00	0.00	0.00	0.00	0.00	0.00	0.00	0.00	0.00	0.00	0.00	0.00	0.00	0.00	0.00	0.00
Other 1	0.00	0.00	0.00	0.00	0.00	0.00	0.00	0.00	0.00	0.00	0.00	0.00	0.00	0.00	0.00	0.00	0.00	0.00	0.00	0.00	0.00	0.00	0.00	0.00	0.00	0.00	0.00	0.00
Other 2	0.00	0.00	0.00	0.00	0.00	0.00	0.00	0.00	0.00	0.00	0.00	0.00	0.00	0.00	0.00	0.00	0.00	0.00	0.00	0.00	0.00	0.00	0.00	0.00	0.00	0.00	0.00	0.00
Other 3	0.00	0.00	0.00	0.00	0.00	0.00	0.00	0.00	0.00	0.00	0.00	0.00	0.00	0.00	0.00	0.00	0.00	0.00	0.00	0.00	0.00	0.00	0.00	0.00	0.00	0.00	0.00	0.00
Other 4	0.00	0.00	0.00	0.00	0.00	0.00	0.00	0.00	0.00	0.00	0.00	0.00	0.00	0.00	0.00	0.00	0.00	0.00	0.00	0.00	0.00	0.00	0.00	0.00	0.00	0.00	0.00	0.00
Other 5	0.00	0.00	0.00	0.00	0.00	0.00	0.00	0.00	0.00	0.00	0.00	0.00	0.00	0.00	0.00	0.00	0.00	0.00	0.00	0.00	0.00	0.00	0.00	0.00	0.00	0.00	0.00	0.00

BHARAT STARS SERVICES

BHARAT STARS SERVICES

Schedule

This schedule contains the various specified forms that relate to specific clause(s) of the guidelines or section(s) of the appendix as the case may be

Form A: (ref Section AI 1 of Appendix 1)

BEFORE THE APIRPORTS ECONOMIC REGULARITY AUTHORITY OF INDIA

AT NEW DELHI

SUBMISSION OF MULTI YEAR TARIFF PROPOSAL FOR AND ON BEHALF OF

M/s

I, Akash Tiwari aged 45 resident of Aviation Fueling Station, Shahbad Mohmmadpur, Delhi acting in my official capacity as ISP in M/s Bharat Star Services Pvt. Ltd. having its registered office at Aviation Fueling Station, Shahbad Mohmmadpur, Delhi do hereby state and affirm as under that:

1. That I am authorized to act for and on behalf of M/s Bharat Star Services Pvt. Ltd. in the matter od making submission before the Airports Economic Regulatory Authority of India, New Delhi ('the Authority')
2. I am compentent to make this submission before the authority
3. I am making the submission in any official capacity and the facts stated herein are based on official records
4. The contents of this submission which include inter alia (i) Business Plan (ii) Information Relating to the Regulatory Building Blocks (iii) Competition Assesment (iv) Historical and Forcasted Volumes and (v) Historical Revenues are correct and true to my knowledge and belief and nothing material has been concealed there from

Sd/

Place

Date: 14-03-2016

Form F11(a): Details of Employees Staff Strength

Financial Year	2014-2015	2015-2016	2016-2017	2017-2018	2018-2019	2019-2020	2020-2021
APD	0	0	0	0	0	0	0
ATC/ Operations	21	21	22	22	23	24	25
CNS	0	0	0	0	0	0	0
Human Resource	0	0	0	0	0	0	0
Official Language	0	0	0	0	0	0	0
Finance	1	1	1	1	1	1	1
Terminal Management Housekeeping	1	1	1	1	1	1	1
Engineering	1	1	1	1	1	1	1
Commercial	0	0	0	0	0	0	0
Land Management	0	0	0	0	0	0	0
Security	0	0	0	0	0	0	0

BHARAT STARS SERVICES

Mt Workshop	2	2	2	2	2	3	3
Fire	1	1	1	1	1	1	1
Medical	0	0	0	0	0	0	0
Cargo	0	0	0	0	0	0	0
Other 1	1	1	1	1	1	1	1
Other 2	0	0	0	0	0	0	0
Other 3	0	0	0	0	0	0	0
Other 4	0	0	0	0	0	0	0
Total Full Time Employees	28	28	29	29	30	32	33
Other 5	0	0	0	0	0	0	0
Other 6	0	0	0	0	0	0	0
Department Wise Part Time Contractual Employee	0	0	0	0	0	0	0
Total Particulars	28	28	29	29	30	32	33

BHARAT STARS SERVICES

Form F11(b): Payroll Related Expenditure and Provisions (Only for AO)

Financial Year	2014-2015	2015-2016	2016-2017	2017-2018	2018-2019	2019-2020	2020-2021
Salary And Wages	0.00	0.00	0.00	0.00	0.00	0.00	0.00
Overtime	0.00	0.00	0.00	0.00	0.00	0.00	0.00
Staff Welfare Fund	0.00	0.00	0.00	0.00	0.00	0.00	0.00
Medical Expenses	0.00	0.00	0.00	0.00	0.00	0.00	0.00
Provident Fund Contribution	0.00	0.00	0.00	0.00	0.00	0.00	0.00
Other 1	0.00	0.00	0.00	0.00	0.00	0.00	0.00
Other 2	0.00	0.00	0.00	0.00	0.00	0.00	0.00
Other 3	0.00	0.00	0.00	0.00	0.00	0.00	0.00
Appointment Of Provisions Made At Chq	0.00	0.00	0.00	0.00	0.00	0.00	0.00
Total Staff Cost	0.00	0.00	0.00	0.00	0.00	0.00	0.00

BHARAT STARS SERVICES

Form F11(c): Admin & General Expenses

Financial Year	2014-2015	2015-2016	2016-2017	2017-2018	2018-2019	2019-2020	2020-2021
Director Sitting Fees	0.00	0.00	0.00	0.00	0.00	0.00	0.00
Rent Rate Taxes	0.00	0.00	0.00	0.00	0.00	0.00	0.00
Municipal Taxes	0.00	0.00	0.00	0.00	0.00	0.00	0.00
Insurance	160790.00	306580.00	329574.00	354292.00	380863.00	409428.00	440135.00
Advtg Publicity	47761.00	15076.00	59207.00	63647.00	68421.00	73552.00	79069.00
Office Expenses	0.00	0.00	200000.00	215000.00	231125.00	248459.00	267094.00
Telephone Charges	319771.00	366775.00	394283.00	423854.00	455643.00	489817.00	526553.00
Printing And Stationery	152757.00	152547.00	163988.00	176287.00	189509.00	203722.00	219001.00
Watch And Ward Expenses	0.00	0.00	240000.00	258000.00	277350.00	298151.00	320513.00
Travelling Expenses	33324.00	31439.00	100000.00	107500.00	115563.00	124230.00	133547.00
Other Administrative Charges 1	305033.00	900000.00	829349.00	887800.00	950653.00	968183.00	1040796.00
Other Administrative Charges 2	85661.00	163756.00	183538.00	197303.00	212101.00	228008.00	245109.00
Legal Expenses	175000.00	0.00	115000.00	123625.00	132897.00	142864.00	153579.00
Audit Fees	16788.00	19661.00	21136.00	22721.00	24425.00	26257.00	28226.00
Other Legal Expense 1	0.00	0.00	0.00	0.00	0.00	0.00	0.00
Other Legal Expense 2	0.00	0.00	0.00	0.00	0.00	0.00	0.00
Fees Paid To Outsiders (Consulancy / Advisory)	105305.00	80379.00	86407.00	92888.00	149885.00	161094.00	173176.00
Conservancy Charges	0.00	0.00	0.00	0.00	0.00	0.00	0.00
Hire Charges Car Jeep	0.00	0.00	0.00	0.00	0.00	0.00	0.00
Other Consultancy Expense	52146.00	0.00	80413.00	59569.00	90912.00	68840.00	117893.00
Other 1	0.00	0.00	0.00	0.00	0.00	0.00	0.00
Other 2	0.00	0.00	0.00	0.00	0.00	0.00	0.00
Grand Total	1454336.00	2036213.00	2802895.00	2982486.00	3279347.00	3442605.00	3744691.00

Apportionment Of Admn. Expenses (Overhead Expenses Other Than Employees Related)	0.00	0.00	0.00	0.00	0.00	0.00	0.00
Net A&G Expenses	1454336.00	2036213.00	2802895.00	2982486.00	3279347.00	3442605.00	3744691.00

BHARAT STARS SERVICES

Form F11(d): Repair & Maintenance Expenditure

Financial Year	2014-2015	2015-2016	2016-2017	2017-2018	2018-2019	2019-2020	2020-2021
Civil	0.00	0.00	0.00	0.00	0.00	0.00	0.00
Electrical	0.00	0.00	0.00	0.00	0.00	0.00	0.00
Equipment And Furniture	0.00	0.00	0.00	0.00	0.00	0.00	0.00
Electronics	0.00	0.00	0.00	0.00	0.00	0.00	0.00
Other 1	0.00	0.00	624000.00	670800.00	721110.00	775193.00	833333.00
Other 2	112252.00	30487.00	114733.00	123338.00	132588.00	142532.00	153222.00
Other 3	0.00	0.00	64000.00	68800.00	73960.00	79507.00	85470.00
Other 4	0.00	0.00	0.00	0.00	0.00	0.00	0.00
Total Of R M	530014.00	431356.00	2103602.00	2293894.00	2501709.00	2728689.00	2976627.00

BHARAT STARS SERVICES

Form F11(e): Utilities & Outsourcing Expenses

Financial Year	2014-2015	2015-2016	2016-2017	2017-2018	2018-2019	2019-2020	2020-2021
Electricity Unit Consumed	28905.00	38099.00	66000.00	70950.00	76271.00	81991.00	88141.00
Unit Cost	10.00	10.00	10.00	10.00	10.00	10.00	10.00
Power Charges	289050.00	380990.00	660000.00	709500.00	762710.00	819910.00	881410.00
Water Charges	7050.00	14160.00	237900.00	255743.00	274923.00	295542.00	317708.00
Airfield Service And Facilities	0.00	0.00	0.00	0.00	0.00	0.00	0.00
Terminals	0.00	0.00	0.00	0.00	0.00	0.00	0.00
Maintenance	185949.00	53207.00	132786.00	142744.00	153450.00	164959.00	177331.00
Cleaning	0.00	0.00	0.00	0.00	0.00	0.00	0.00
Other 1	0.00	0.00	0.00	0.00	0.00	0.00	0.00
Other 2	101438.00	0.00	117224.00	126016.00	135467.00	145627.00	156549.00
Grand Total (A)	583487.00	448357.00	1147910.00	1234003.00	1326550.00	1426038.00	1532998.00
Consumption Of Stores & Spares/utilities And Outsourcing Expenses Capitalised (B)	0.00	0.00	0.00	0.00	0.00	0.00	0.00
Utilities And Outsourcing Expenses (A-B)	583487.00	448357.00	1147910.00	1234003.00	1326550.00	1426038.00	1532998.00

BHARAT STARS SERVICES

Form F11(f): Other Outflows

Financial Year	2014-2015	2015-2016	2016-2017	2017-2018	2018-2019	2019-2020	2020-2021
Landing Discount	0.00	0.00	0.00	0.00	0.00	0.00	0.00
Collection Charges On PSF(F)	0.00	0.00	0.00	0.00	0.00	0.00	0.00
Consumption Of Pol	918482.00	821369.00	966472.00	1038958.00	1116879.00	1200645.00	1290693.00
Consumption Of Other Consumbales	925058.00	889389.00	956093.00	1027800.00	1104885.00	1187752.00	1276833.00
Provision For Taxation	0.00	0.00	0.00	0.00	0.00	0.00	0.00
Licence Fee	0.00	0.00	0.00	0.00	0.00	0.00	0.00
Royalty	0.00	0.00	0.00	0.00	0.00	0.00	0.00
Revenue Share	0.00	0.00	0.00	0.00	0.00	0.00	0.00
Other 1	0.00	0.00	0.00	0.00	0.00	0.00	0.00
Other 2	0.00	0.00	0.00	0.00	0.00	0.00	0.00
Other 3	0.00	0.00	0.00	0.00	0.00	0.00	0.00
Grand Total	1843540.00	1710758.00	1922565.00	2066758.00	2221764.00	2388397.00	2567526.00

-69-

BHARAT STARS SERVICES

Form F11(g): Current Assests & Liabilities

Financial Year	2014-2015	2015-2016	2016-2017	2017-2018	2018-2019	2019-2020	2020-2021
Sundry Debtors	30440000.00	505110.00	597776.00	693318.00	792976.00	868135.00	894756.00
Cash And Bank Balances	20928000.00	78032988.00	34495650.00	35183863.00	32449262.00	55001931.00	76529995.00
Inventories	410254.00	1572180.00	1572180.00	1572180.00	1572180.00	1572180.00	1572180.00
Other Current Assets	3868062.00	23430000.00	0.00	0.00	0.00	0.00	0.00
Loans And Advances	37361681.00	17030000.00	0.00	0.00	0.00	0.00	0.00
Other 1	184000.00	0.00	0.00	0.00	0.00	0.00	0.00
Total Assets Loans	93191997.00	120570278.00	36665606.00	37449361.00	34814418.00	57442246.00	78996931.00
Liabilities	944000.00	1427354.00	2995338.00	3293689.00	3630699.00	3969492.00	4333388.00
Provisions	27700.00	60196.00	60196.00	60196.00	60196.00	60196.00	60196.00
Other 2	0.00	0.00	0.00	0.00	0.00	0.00	0.00
Total Liabilities Provisions	971700.00	1487550.00	3055534.00	3353885.00	3690895.00	4029688.00	4393584.00
Net Current Assets	92220297.00	119082728.00	33610072.00	34095476.00	31123523.00	53412558.00	74603347.00

BHARAT STARS SERVICES

BHARAT STARS SERVICES

Schedule

This schedule contains the various specified forms that relate to specific clause(s) of the guidelines or section(s) of the appendix as the case may be

Form A: (ref Section AI 1 of Appendix 1)

BEFORE THE APIRPORTS ECONOMIC REGULARITY AUTHORITY OF INDIA

AT NEW DELHI

SUBMISSION OF MULTI YEAR TARIFF PROPOSAL FOR AND ON BEHALF OF

M/s

I, Akash Tiwari aged 45 resident of Aviation Fueling Station, Shahbad Mohmmadpur, Delhi acting in my official capacity as ISP in M/s Bharat Star Services Pvt. Ltd. having its registered office at Aviation Fueling Station, Shahbad Mohmmadpur, Delhi do hereby state and affirm as under that:

1. That I am authorized to act for and on behalf of M/s Bharat Star Services Pvt. Ltd. in the matter od making submission before the Airports Economic Regulatory Authority of India, New Delhi ('the Authority')
2. I am compentent to make this submission before the authority
3. I am making the submission in any official capacity and the facts stated herein are based on official records
4. The contents of this submission which include inter alia (i) Business Plan (ii) Information Relating to the Regulatory Building Blocks (iii) Competition Assesment (iv) Historical and Forcasted Volumes and (v) Historical Revenues are correct and true to my knowledge and belief and nothing material has been concealed there from

Sd/

Place

Date: 14-03-2016

Form F12(a): Historical and Projected Passenger Traffic (Only for AO)

Financial Year	2005-2006	2006-2007	2007-2008	2008-2009	2009-2010	2010-2011	2011-2012	2012-2013	2013-2014	2014-2015	2015-2016	2016-2017	2017-2018	2018-2019	2019-2020	2020-2021	2021-2022	2022-2023
Domestic Scheduled Embarking	0.00	0.00	0.00	0.00	0.00	0.00	0.00	0.00	0.00	0.00	0.00	0.00	0.00	0.00	0.00	0.00	0.00	0.00
Domestic Scheduled Disembarking	0.00	0.00	0.00	0.00	0.00	0.00	0.00	0.00	0.00	0.00	0.00	0.00	0.00	0.00	0.00	0.00	0.00	0.00
Domestic Nonscheduled Embarking	0.00	0.00	0.00	0.00	0.00	0.00	0.00	0.00	0.00	0.00	0.00	0.00	0.00	0.00	0.00	0.00	0.00	0.00

BHARAT STARS SERVICES

Domestic Nonscheduled Disembarking	0.00	0.00	0.00	0.00	0.00	0.00	0.00	0.00	0.00	0.00	0.00	0.00	0.00	0.00	0.00	0.00	0.00	0.00
Domestic Total	0.00	0.00	0.00	0.00	0.00	0.00	0.00	0.00	0.00	0.00	0.00	0.00	0.00	0.00	0.00	0.00	0.00	0.00
International Scheduled Embarking	0.00	0.00	0.00	0.00	0.00	0.00	0.00	0.00	0.00	0.00	0.00	0.00	0.00	0.00	0.00	0.00	0.00	0.00
International Scheduled Disembarking	0.00	0.00	0.00	0.00	0.00	0.00	0.00	0.00	0.00	0.00	0.00	0.00	0.00	0.00	0.00	0.00	0.00	0.00
International Nonscheduled Embarking	0.00	0.00	0.00	0.00	0.00	0.00	0.00	0.00	0.00	0.00	0.00	0.00	0.00	0.00	0.00	0.00	0.00	0.00
International Nonscheduled Disembarking	0.00	0.00	0.00	0.00	0.00	0.00	0.00	0.00	0.00	0.00	0.00	0.00	0.00	0.00	0.00	0.00	0.00	0.00
International Total	0.00	0.00	0.00	0.00	0.00	0.00	0.00	0.00	0.00	0.00	0.00	0.00	0.00	0.00	0.00	0.00	0.00	0.00
Total Passengers	0.00	0.00	0.00	0.00	0.00	0.00	0.00	0.00	0.00	0.00	0.00	0.00	0.00	0.00	0.00	0.00	0.00	0.00
Percentage From Central Forecast	2	2	2	2	2	2	2	2	2	2	2	2	2	2	2	2	2	2
Lower Bound	0	0	0	0	0	0	0	0	0	0	0	0	0	0	0	0	0	0

BHARAT STARS SERVICES

Form F12 (a) - Historical and Projected Cargo Volumes in tonnes (Only for ISP)

Financial Year	2005-2006	2006-2007	2007-2008	2008-2009	2009-2010	2010-2011	2011-2012	2012-2013	2013-2014	2014-2015	2015-2016	2016-2017	2017-2018	2018-2019	2019-2020	2020-2021	2021-2022	2022-2023
Domestic Loaded General	0.00	0.00	0.00	0.00	0.00	0.00	0.00	0.00	0.00	0.00	0.00	0.00	0.00	0.00	0.00	0.00	0.00	0.00
Domestic Loaded Perishable	0.00	0.00	0.00	0.00	0.00	0.00	0.00	0.00	0.00	0.00	0.00	0.00	0.00	0.00	0.00	0.00	0.00	0.00
Domestic Loaded Valuable	0.00	0.00	0.00	0.00	0.00	0.00	0.00	0.00	0.00	0.00	0.00	0.00	0.00	0.00	0.00	0.00	0.00	0.00
Domestic Loaded Other	0.00	0.00	0.00	0.00	0.00	0.00	0.00	0.00	0.00	0.00	0.00	0.00	0.00	0.00	0.00	0.00	0.00	0.00
Domestic Unloaded General	0.00	0.00	0.00	0.00	0.00	0.00	0.00	0.00	0.00	0.00	0.00	0.00	0.00	0.00	0.00	0.00	0.00	0.00
Domestic Unloaded Perishable	0.00	0.00	0.00	0.00	0.00	0.00	0.00	0.00	0.00	0.00	0.00	0.00	0.00	0.00	0.00	0.00	0.00	0.00
Domestic Unloaded Other	0.00	0.00	0.00	0.00	0.00	0.00	0.00	0.00	0.00	0.00	0.00	0.00	0.00	0.00	0.00	0.00	0.00	0.00
International Loaded General	0.00	0.00	0.00	0.00	0.00	0.00	0.00	0.00	0.00	0.00	0.00	0.00	0.00	0.00	0.00	0.00	0.00	0.00
International Loaded Perishable	0.00	0.00	0.00	0.00	0.00	0.00	0.00	0.00	0.00	0.00	0.00	0.00	0.00	0.00	0.00	0.00	0.00	0.00
Internatio	0.00	0.00	0.00	0.00	0.00	0.00	0.00	0.00	0.00	0.00	0.00	0.00	0.00	0.00	0.00	0.00	0.00	0.00

nal Loaded Valuable																		
International Loaded Other	0.00	0.00	0.00	0.00	0.00	0.00	0.00	0.00	0.00	0.00	0.00	0.00	0.00	0.00	0.00	0.00	0.00	0.00
International Unloaded General	0.00	0.00	0.00	0.00	0.00	0.00	0.00	0.00	0.00	0.00	0.00	0.00	0.00	0.00	0.00	0.00	0.00	0.00
International Unloaded Perishable	0.00	0.00	0.00	0.00	0.00	0.00	0.00	0.00	0.00	0.00	0.00	0.00	0.00	0.00	0.00	0.00	0.00	0.00
International Unloaded Valuable	0.00	0.00	0.00	0.00	0.00	0.00	0.00	0.00	0.00	0.00	0.00	0.00	0.00	0.00	0.00	0.00	0.00	0.00
International Unloaded Other	0.00	0.00	0.00	0.00	0.00	0.00	0.00	0.00	0.00	0.00	0.00	0.00	0.00	0.00	0.00	0.00	0.00	0.00
Forecast Error Correction Band Optimistic	0.00	0.00	0.00	0.00	0.00	0.00	0.00	0.00	0.00	0.00	0.00	0.00	0.00	0.00	0.00	0.00	0.00	0.00
Forecast Error Correction Band	0.00	0.00	0.00	0.00	0.00	0.00	0.00	0.00	0.00	0.00	0.00	0.00	0.00	0.00	0.00	0.00	0.00	0.00
Forecast Error Correction Band Co	0.00	0.00	0.00	0.00	0.00	0.00	0.00	0.00	0.00	0.00	0.00	0.00	0.00	0.00	0.00	0.00	0.00	0.00

BHARAT STAR SERVICES

-23-

nservativ e																		

BHARAT STARS SERVICES

Form F12(b): Forecasted Passenger Traffic (Only for AO)

Financial Year	2010-2011	2011-2012	2012-2013	2013-2014	2014-2015	2015-2016	2016-2017	2017-2018	2018-2019	2019-2020	2020-2021	2021-2022	2022-2023
Domestic Embarking Optimistic	0	0	0	0	0	0	0	0	0	0	0	0	0
Domestic Embarking Mostlikely	0.00	0.00	0.00	0.00	0.00	0.00	0.00	0.00	0.00	0.00	0.00	0.00	0.00
Domestic Embarking Conservativ e	0	0	0	0	0	0	0	0	0	0	0	0	0
Domestic Di sembarking Optimistic	0	0	0	0	0	0	0	0	0	0	0	0	0
Domestic Di sembarking Mostlikely	0.00	0.00	0.00	0.00	0.00	0.00	0.00	0.00	0.00	0.00	0.00	0.00	0.00
Domestic Di sembarking Conservativ e	0	0	0	0	0	0	0	0	0	0	0	0	0
Domestic Total Optimistic	0	0	0	0	0	0	0	0	0	0	0	0	0
Domestic Total Mostlikely	0.00	0.00	0.00	0.00	0.00	0.00	0.00	0.00	0.00	0.00	0.00	0.00	0.00
Domestic Total Conservativ e	0	0	0	0	0	0	0	0	0	0	0	0	0
International Embarking Optimistic	0	0	0	0	0	0	0	0	0	0	0	0	0
International	0.00	0.00	0.00	0.00	0.00	0.00	0.00	0.00	0.00	0.00	0.00	0.00	0.00

Embarking Mostlikely													
International Embarking Conservative	0	0	0	0	0	0	0	0	0	0	0	0	0
International Disembarking Optimistic	0	0	0	0	0	0	0	0	0	0	0	0	0
International Disembarking Mostlikely	0.00	0.00	0.00	0.00	0.00	0.00	0.00	0.00	0.00	0.00	0.00	0.00	0.00
International Disembarking Conservative	0	0	0	0	0	0	0	0	0	0	0	0	0
International Total Optimistic	0	0	0	0	0	0	0	0	0	0	0	0	0
International Total Mostlikely	0.00	0.00	0.00	0.00	0.00	0.00	0.00	0.00	0.00	0.00	0.00	0.00	0.00
International Total Conservative	0	0	0	0	0	0	0	0	0	0	0	0	0

BHARAT STARS SERVICES

Form F12 (b) -Historical Aircraft Movement (Only for ISP)

Financial Year	2011-2012	2012-2013	2013-2014	2014-2015	2015-2016	2016-2017	2017-2018	2018-2019	2019-2020	2020-2021	2021-2022
Domestic Landing	0.00	0.00	0.00	0.00	0.00	0.00	0.00	0.00	0.00	0.00	0.00
International Landing	0.00	0.00	0.00	0.00	0.00	0.00	0.00	0.00	0.00	0.00	0.00
Forecast Error Correction Band Optimistic	0.00	0.00	0.00	0.00	0.00	0.00	0.00	0.00	0.00	0.00	0.00
Forecast Error Correction Band	0.00	0.00	0.00	0.00	0.00	0.00	0.00	0.00	0.00	0.00	0.00
Forecast Error Correction Band Conservative	0.00	0.00	0.00	0.00	0.00	0.00	0.00	0.00	0.00	0.00	0.00

BHARAT STARS SERVICES

Form F12(c): Historical and Projected ATM Traffic (Only for AO)

Financial Year	2005-2006	2006-2007	2007-2008	2008-2009	2009-2010	2010-2011	2011-2012	2012-2013	2013-2014	2014-2015	2015-2016	2016-2017	2017-2018	2018-2019	2019-2020	2020-2021	2021-2022	2022-2023
Domestic Scheduled	0.00	0.00	0.00	0.00	0.00	0.00	0.00	0.00	0.00	0.00	0.00	0.00	0.00	0.00	0.00	0.00	0.00	0.00
Domestic Nonscheduled	0.00	0.00	0.00	0.00	0.00	0.00	0.00	0.00	0.00	0.00	0.00	0.00	0.00	0.00	0.00	0.00	0.00	0.00
International Scheduled	0.00	0.00	0.00	0.00	0.00	0.00	0.00	0.00	0.00	0.00	0.00	0.00	0.00	0.00	0.00	0.00	0.00	0.00
International Nonscheduled	0.00	0.00	0.00	0.00	0.00	0.00	0.00	0.00	0.00	0.00	0.00	0.00	0.00	0.00	0.00	0.00	0.00	0.00
Total Scheduled	0.00	0.00	0.00	0.00	0.00	0.00	0.00	0.00	0.00	0.00	0.00	0.00	0.00	0.00	0.00	0.00	0.00	0.00
Total Nonscheduled	0.00	0.00	0.00	0.00	0.00	0.00	0.00	0.00	0.00	0.00	0.00	0.00	0.00	0.00	0.00	0.00	0.00	0.00

BHARAT STARS SERVICES

Form F12 (c) -Projected Aircraft Movement (Only for ISP)

Financial Year	2005-2006	2006-2007	2007-2008	2008-2009	2009-2010	2010-2011	2011-2012	2012-2013	2013-2014	2014-2015	2015-2016	2016-2017	2017-2018	2018-2019	2019-2020	2020-2021	2021-2022	2022-2023
Domestic Landing Optimistic	0.00	0.00	0.00	0.00	0.00	0.00	0.00	0.00	0.00	0.00	0.00	0.00	0.00	0.00	0.00	0.00	0.00	0.00
Domestic Landing Mostlikely	0.00	0.00	0.00	0.00	0.00	0.00	0.00	0.00	0.00	0.00	0.00	0.00	0.00	0.00	0.00	0.00	0.00	0.00
Domestic Landing Conservative	0.00	0.00	0.00	0.00	0.00	0.00	0.00	0.00	0.00	0.00	0.00	0.00	0.00	0.00	0.00	0.00	0.00	0.00
Domestic Landing Total	0.00	0.00	0.00	0.00	0.00	0.00	0.00	0.00	0.00	0.00	0.00	0.00	0.00	0.00	0.00	0.00	0.00	0.00
International Landing Optimistic	0.00	0.00	0.00	0.00	0.00	0.00	0.00	0.00	0.00	0.00	0.00	0.00	0.00	0.00	0.00	0.00	0.00	0.00
International Landing Conservative	0.00	0.00	0.00	0.00	0.00	0.00	0.00	0.00	0.00	0.00	0.00	0.00	0.00	0.00	0.00	0.00	0.00	0.00
International Landing Total	0.00	0.00	0.00	0.00	0.00	0.00	0.00	0.00	0.00	0.00	0.00	0.00	0.00	0.00	0.00	0.00	0.00	0.00
Forecast Error Correction Band Optimistic	0.00	0.00	0.00	0.00	0.00	0.00	0.00	0.00	0.00	0.00	0.00	0.00	0.00	0.00	0.00	0.00	0.00	0.00
Forecast	0.00	0.00	0.00	0.00	0.00	0.00	0.00	0.00	0.00	0.00	0.00	0.00	0.00	0.00	0.00	0.00	0.00	0.00

BHARAT STAR SERVICES

Error Correction Band																		
Forecast Error Correction Band Conservative	0.00	0.00	0.00	0.00	0.00	0.00	0.00	0.00	0.00	0.00	0.00	0.00	0.00	0.00	0.00	0.00	0.00	0.00

BHARAT STARS SERVICES

Form F12(d): Historical and Projected Cargo Volumes in tonnes (Only for AO)

Financial Year	2005-2006	2006-2007	2007-2008	2008-2009	2009-2010	2010-2011	2011-2012	2012-2013	2013-2014	2014-2015	2015-2016	2016-2017	2017-2018	2018-2019	2019-2020	2020-2021	2021-2022	2022-2023
Domestic Loaded Genaral	0	0	0	0	0	0	0	0	0	0	0	0	0	0	0	0	0	0
Domestic Loaded Perishable	0	0	0	0	0	0	0	0	0	0	0	0	0	0	0	0	0	0
Domestic Loaded Valuable	0	0	0	0	0	0	0	0	0	0	0	0	0	0	0	0	0	0
Domestic Loaded Other	0	0	0	0	0	0	0	0	0	0	0	0	0	0	0	0	0	0
Domestic Loaded Total	0.00	0.00	0.00	0.00	0.00	0.00	0.00	0.00	0.00	0.00	0.00	0.00	0.00	0.00	0.00	0.00	0.00	0.00
Domestic Unloaded General	0	0	0	0	0	0	0	0	0	0	0	0	0	0	0	0	0	0
Domestic Unloaded Perishable	0	0	0	0	0	0	0	0	0	0	0	0	0	0	0	0	0	0
Domestic Unloaded Valuable	0	0	0	0	0	0	0	0	0	0	0	0	0	0	0	0	0	0
Domestic Unloaded Other	0	0	0	0	0	0	0	0	0	0	0	0	0	0	0	0	0	0
Domestic Unloaded Total	0.00	0.00	0.00	0.00	0.00	0.00	0.00	0.00	0.00	0.00	0.00	0.00	0.00	0.00	0.00	0.00	0.00	0.00

BHARAT STARS SERVICES

International Loaded General	0	0	0	0	0	0	0	0	0	0	0	0	0	0	0	0	0	0
International Loaded Perishable	0	0	0	0	0	0	0	0	0	0	0	0	0	0	0	0	0	0
International Loaded Valuable	0	0	0	0	0	0	0	0	0	0	0	0	0	0	0	0	0	0
International Loaded Other	0	0	0	0	0	0	0	0	0	0	0	0	0	0	0	0	0	0
International Loaded Total	0.00	0.00	0.00	0.00	0.00	0.00	0.00	0.00	0.00	0.00	0.00	0.00	0.00	0.00	0.00	0.00	0.00	0.00
International Unloaded General	0	0	0	0	0	0	0	0	0	0	0	0	0	0	0	0	0	0
International Unloaded Perishable	0	0	0	0	0	0	0	0	0	0	0	0	0	0	0	0	0	0
International Unloaded Valuable	0	0	0	0	0	0	0	0	0	0	0	0	0	0	0	0	0	0
International Unloade	0	0	0	0	0	0	0	0	0	0	0	0	0	0	0	0	0	0

BHARAT STARS SERVICES

-82-

d Others																		
International Unloaded Total	0.00	0.00	0.00	0.00	0.00	0.00	0.00	0.00	0.00	0.00	0.00	0.00	0.00	0.00	0.00	0.00	0.00	0.00
Forecast Error Correction Band Optimistic	0.00	0.00	0.00	0.00	0.00	0.00	0.00	0.00	0.00	0.00	0.00	0.00	0.00	0.00	0.00	0.00	0.00	0.00
Forecast Error Correction Band	0	0	0	0	0	0	0	0	0	0	0	0	0	0	0	0	0	0
Forecast Error Correction Band Conservative	0.00	0.00	0.00	0.00	0.00	0.00	0.00	0.00	0.00	0.00	0.00	0.00	0.00	0.00	0.00	0.00	0.00	0.00

-83-

BHARAT STARS SERVICES

Form F12 (d) - Historical and Projected fuel throughput in kilolitres (Only for ISP)

Financial Year	2005-2006	2006-2007	2007-2008	2008-2009	2009-2010	2010-2011	2011-2012	2012-2013	2013-2014	2014-2015	2015-2016	2016-2017	2017-2018	2018-2019	2019-2020	2020-2021	2021-2022	2022-2023
Reliance	0.00	0.00	0.00	0.00	0.00	0.00	0.00	0.00	0.00	0.00	0.00	0.00	0.00	0.00	0.00	0.00	0.00	0.00
IOCL	0.00	0.00	0.00	0.00	0.00	0.00	0.00	0.00	0.00	0.00	0.00	0.00	0.00	0.00	0.00	0.00	0.00	0.00
BPCL	0.00	0.00	0.00	0.00	0.00	0.00	0.00	0.00	0.00	0.00	0.00	0.00	0.00	0.00	0.00	0.00	0.00	0.00
HPCL	0.00	0.00	0.00	0.00	0.00	0.00	0.00	0.00	0.00	0.00	0.00	0.00	0.00	0.00	0.00	0.00	0.00	0.00
Domestic Flights	0.00	0.00	0.00	0.00	0.00	0.00	0.00	0.00	0.00	0.00	0.00	0.00	0.00	0.00	0.00	0.00	0.00	0.00
International Flights	0.00	0.00	0.00	0.00	0.00	0.00	0.00	0.00	0.00	0.00	0.00	0.00	0.00	0.00	0.00	0.00	0.00	0.00
Forecast Error Correction Band Optimistic	0.00	0.00	0.00	0.00	0.00	0.00	0.00	0.00	0.00	0.00	0.00	0.00	0.00	0.00	0.00	0.00	0.00	0.00
Forecast Error Correction Band	0.00	0.00	0.00	0.00	0.00	0.00	0.00	0.00	0.00	0.00	0.00	0.00	0.00	0.00	0.00	0.00	0.00	0.00
Forecast Error Correction Band Conservative	0.00	0.00	0.00	0.00	0.00	0.00	0.00	0.00	0.00	0.00	0.00	0.00	0.00	0.00	0.00	0.00	0.00	0.00

BHARAT STARS SERVICES

Form F12(e): Historical and Projected ATM Traffic by Aircraft Type and Aircraft Weight

Financial Year	2014-2015	2015-2016	2016-2017	2017-2018	2018-2019	2019-2020	2020-2021
Type 1	0	0	0	0	0	0	0
Type 1	0	0	0	0	0	0	0
Type 3	0	0	0	0	0	0	0
Type 4	0	0	0	0	0	0	0
Other Type 1	0	0	0	0	0	0	0
Other Type 2	0	0	0	0	0	0	0
Other Type 3	0	0	0	0	0	0	0
Other Type 4	0	0	0	0	0	0	0
Other Type 5	0	0	0	0	0	0	0
Total Aircraft Type Traffic	0	0	0	0	0	0	0
Weight Category 1	0	0	0	0	0	0	0
Weight Category 2	0	0	0	0	0	0	0
Weight Category 3	0	0	0	0	0	0	0
Other Weight 1	0	0	0	0	0	0	0
Other Weight 2	0	0	0	0	0	0	0
Other Weight 3	0	0	0	0	0	0	0
Other Weight 4	0	0	0	0	0	0	0
Other Weight 5	0	0	0	0	0	0	0
Total Aircraft Weight Traffic	0	0	0	0	0	0	0

BHARAT STARS SERVICES

Form F12(f): Historical and Projected Average Passenger per ATM

Financial Year	2014-2015	2015-2016	2016-2017	2017-2018	2018-2019	2019-2020	2020-2021
Aircraft Type 1	NA	NA	NA	NA	NA	NA	NA
Aircraft Type 2	NA	NA	NA	NA	NA	NA	NA
Aircraft Type 3	NA	NA	NA	NA	NA	NA	NA
Aircraft Type 4	NA	NA	NA	NA	NA	NA	NA

BHARAT STARS SERVICES

Form F12(g): Historical and Projected fuel throughput in kilolitres

Financial Year	2014-2015	2015-2016	2016-2017	2017-2018	2018-2019	2019-2020	2020-2021
Fuel From Company 1	0.00	0.00	0.00	0.00	0.00	0.00	0.00
Fuel From Company 2	0.00	0.00	0.00	0.00	0.00	0.00	0.00
Fuel From Company 3	0.00	0.00	0.00	0.00	0.00	0.00	0.00
Fuel From Company 4	0.00	0.00	0.00	0.00	0.00	0.00	0.00
Domestic Flight	0.00	0.00	0.00	0.00	0.00	0.00	0.00
International Flight	0.00	0.00	0.00	0.00	0.00	0.00	0.00
Total	1508315.51	1528325.90	1543608.88	1559045.80	1574635.74	1590381.67	1606285.60

BHARAT STARS SERVICES

BHARAT STARS SERVICES

Schedule
This schedule contains the various specified forms that relate to specific clause(s) of the guidelines or section(s) of the appendix as the case may be
Form A: (ref Section AI 1 of Appendix 1)
BEFORE THE APIRPORTS ECONOMIC REGULARITY AUTHORITY OF INDIA
AT NEW DELHI
SUBMISSION OF MULTI YEAR TARIFF PROPOSAL FOR AND ON BEHALF OF
M/s
I, Akash Tiwari aged 45 resident of Aviation Fueling Station, Shahbad Mohmmadpur, Delhi acting in my official capacity as ISP in M/s Bharat Star Services Pvt. Ltd. having its registered office at Aviation Fueling Station, Shahbad Mohmmadpur, Delhi do hereby state and affirm as under that:

1. That I am authorized to act for and on behalf of M/s Bharat Star Services Pvt. Ltd. in the matter od making submission before the Airports Economic Regulatory Authority of India, New Delhi ('the Authority')
2. I am compentent to make this submission before the authority
3. I am making the submission in any official capacity and the facts stated herein are based on official records
4. The contents of this submission which include inter alia (i) Business Plan (ii) Information Relating to the Regulatory Building Blocks (iii) Competition Assesment (iv) Historical and Forcasted Volumes and (v) Historical Revenues are correct and true to my knowledge and belief and nothing material has been concealed there from

Sd/

Place

Date: 14-03-2016

Form F13(a): Historical Tariff (S) & Revenue Forms Regulated Services

Financial Year	2014-2015	2015-2016	2016-2017	2017-2018	2018-2019	2019-2020	2020-2021
Landing Charges Domestic	0.00	0.00	0.00	0.00	0.00	0.00	0.00
Landing Charges International	0.00	0.00	0.00	0.00	0.00	0.00	0.00
Total Landing Charges	0.00	0.00	0.00	0.00	0.00	0.00	0.00
Housing And Parking Charges	0.00	0.00	0.00	0.00	0.00	0.00	0.00
Psf	0.00	0.00	0.00	0.00	0.00	0.00	0.00
Udf Domestic	0.00	0.00	0.00	0.00	0.00	0.00	0.00
Udf International	0.00	0.00	0.00	0.00	0.00	0.00	0.00
Total Udf	0.00	0.00	0.00	0.00	0.00	0.00	0.00
Throughput Charges	0.00	0.00	0.00	0.00	0.00	0.00	0.00

-68-

Ground Handling Charges	0.00	0.00	0.00	0.00	0.00	0.00	0.00
Cute Charges	0.00	0.00	0.00	0.00	0.00	0.00	0.00
Cargo Special Rent	0.00	0.00	0.00	0.00	0.00	0.00	0.00
Aai Cargo Revenue	0.00	0.00	0.00	0.00	0.00	0.00	0.00
Other 1	37140536.00	36367919.00	43039906.00	49918864.00	57094289.00	62505719.00	64422418.00
Other 2	0.00	1907417.00	0.00	0.00	0.00	0.00	0.00
Total Revenue	37140536.00	38275336.00	43039906.00	49918864.00	57094289.00	62505719.00	64422418.00

-90-

BHARAT STARS SERVICES

Form F13(b): Historical & Projected Revenue From Services other than Regulated Services

Financial Year	2014-2015	2015-2016	2016-2017	2017-2018	2018-2019	2019-2020	2020-2021
Restaurants Snacks Bar	0.00	0.00	0.00	0.00	0.00	0.00	0.00
Tr Stall	0.00	0.00	0.00	0.00	0.00	0.00	0.00
Hoarding Display	0.00	0.00	0.00	0.00	0.00	0.00	0.00
Other Trading Concessions 1	0.00	0.00	0.00	0.00	0.00	0.00	0.00
Other Trading Concessions 2	0.00	0.00	0.00	0.00	0.00	0.00	0.00
Other Trading Concessions 3	0.00	0.00	0.00	0.00	0.00	0.00	0.00
Land Leases	0.00	0.00	0.00	0.00	0.00	0.00	0.00
Residential Building	0.00	0.00	0.00	0.00	0.00	0.00	0.00
Non Residential Building	0.00	0.00	0.00	0.00	0.00	0.00	0.00
Other Rent And Services 1	0.00	0.00	0.00	0.00	0.00	0.00	0.00
Other Rent And Services 2	0.00	0.00	0.00	0.00	0.00	0.00	0.00
Other Rent And Services 3	0.00	0.00	0.00	0.00	0.00	0.00	0.00
Duty Free Shops	0.00	0.00	0.00	0.00	0.00	0.00	0.00
Car Rentals	0.00	0.00	0.00	0.00	0.00	0.00	0.00
Car Parking	0.00	0.00	0.00	0.00	0.00	0.00	0.00
Porterage	0.00	0.00	0.00	0.00	0.00	0.00	0.00
Admission Tickets	0.00	0.00	0.00	0.00	0.00	0.00	0.00
X Baggage Screening	0.00	0.00	0.00	0.00	0.00	0.00	0.00
Other Misc Income	0.00	0.00	0.00	0.00	0.00	0.00	0.00
Sale Of Scrap	0.00	0.00	0.00	0.00	0.00	0.00	0.00
Other Miscellaneous 1	0.00	0.00	0.00	0.00	0.00	0.00	0.00
Other Miscellaneous 2	0.00	0.00	0.00	0.00	0.00	0.00	0.00
Other Miscellaneous 3	0.00	0.00	0.00	0.00	0.00	0.00	0.00
Other Miscellaneous 4	0.00	0.00	0.00	0.00	0.00	0.00	0.00
Total Revenue Other	0.00	0.00	0.00	0.00	0.00	0.00	0.00

Then **Regulated** Service							

-92-

BHARAT STARS SERVICES

BHARAT STARS SERVICES

Form F14(a): Annual Tariff Proposal for Tariff Year T-Format for providing information on EMAY

Financial Year	2014-2015	2015-2016	2016-2017	2017-2018	2018-2019	2019-2020	2020-2021
Yield Per Unit	0.00	0.00	0.00	0.00	0.00	0.00	0.00
Error Correction Term (from Year T-2)	0.00	0.00	0.00	0.00	0.00	0.00	0.00
Estimated Maximum Allowed Yeild (EMAY)	0.00	0.00	0.00	0.00	0.00	0.00	0.00

-94-

BHARAT STARS SERVICES

BHARAT STARS SERVICES

BEFORE THE APIRPORTS ECONOMIC REGULARITY AUTHORITY OF INDIA

AT NEW DELHI

SUBMISSION OF PROPOSAL OF DETERMINATION OF ANNUAL TARIFF FOR AND ON BEHALF OF:

M/s

I, Akash Tiwari aged 45 resident of Aviation Fueling Station, Shahbad Mohmmadpur, Delhi acting in my official capacity as ISP in M/s Bharat Star Services Pvt. Ltd. having its registered office at Aviation Fueling Station, Shahbad Mohmmadpur, Delhi do hereby state and affirm as under that:

1. That I am authorized to act for and on behalf of M/s Bharat Star Services Pvt. Ltd. in the matter od making submission before the Airports Economic Regulatory Authority of India, New Delhi ('the Authority')
2. I am compentent to make this submission before the authority
3. I am making the submission in any official capacity and the facts stated herein are based on official records
4. The contents of the Annual tariff proposal submission which include inter alia (i) Estimated Maximum Allowed yeild per unit and the proposed detailed break-up of Tariff(s) (in the context to Estimated Maximum Allowed Yeild per Unit Where determined by the authority) where the authority has specified a price cap approch for the duration of the Control period pursuant to clause 3.2
   OR
   Proposed detailed breakup of Tariff(s) based on Clause 11.2 Where the Authority has specifie a light touch approch for the duration of control period pursuant to clause 3.2 (strikeout whichever is not applicable) and (ii) Justification are correct and true to my knowledge and belief and nothing material has been concealed from.

Sd/

Place

Date: 15-03-2016

Form F14(b)-Cargo Domestic

Year	2017-2018	2017-2018	2017-2018	2017-2018	2017-2018	2017-2018	2017-2018	2017-2018	2018-2019	2018-2019	2018-2019	2018-2019	2018-2019	2018-2019	2018-2019	2018-2019	2019-2020	2019-2020	2019-2020	2019-2020	2019-2020	2019-2020	2019-2020	2019-2020	2020-2021	2020-2021	2020-2021	2020-2021	2020-2021	2020-2021	2020-2021	2020-2021	2016-2017	2016-2017	2016-2017	2016-2017	2016-2017	2016-2017	2016-2017	2016-2017
Rate	Rate in Rupees per	Rate in Rupees per	Rate in Rupees per	Rate in Rupees per	Minimum rate per AW	Minimum rate per AW	Minimum rate per AW	Minimum rate per AW	Rate in Rupees per	Rate in Rupees per	Rate in Rupees per	Rate in Rupees per	Minimum rate per AW	Minimum rate per AW	Minimum rate per AW	Minimum rate per AW	Rate in Rupees per	Rate in Rupees per	Rate in Rupees per	Rate in Rupees per	Minimum rate per AW	Minimum rate per AW	Minimum rate per AW	Minimum rate per AW	Rate in Rupees per	Rate in Rupees per	Rate in Rupees per	Rate in Rupees per	Minimum rate per AW	Minimum rate per AW	Minimum rate per AW	Minimum rate per AW	Rate in Rupees per	Rate in Rupees per	Rate in Rupees per	Rate in Rupees per	Minimum rate per AW	Minimum rate per AW	Minimum rate per AW	Minimum rate per AW

	Kilogram	Kilogram	Kilogram	Kilogram	B	B	B	B	Kilogram	Kilogram	Kilogram	Kilogram	B	B	B	B	Kilogram	Kilogram	Kilogram	Kilogram	B	B	B	B	Kilogram	Kilogram	Kilogram	Kilogram	B	B	B	B	Kilogram	Kilogram	Kilogram	Kilogram	B	B	B	B
Category	Domestic Outbound Cargo Terminal Storage And Processing Charges	Domestic Outbound Cargo Demurrage Charges	Domestic Inbound Cargo Terminal Storage And Processing Charges	Domestic Inbound Cargo Demurrage Charges	Domestic Outbound Cargo Terminal Storage And Processing Charges	Domestic Outbound Cargo Demurrage Charges	Domestic Inbound Cargo Terminal Storage And Processing Charges	Domestic Inbound Cargo Demurrage Charges	Domestic Outbound Cargo Terminal Storage And Processing Charges	Domestic Outbound Cargo Demurrage Charges	Domestic Inbound Cargo Terminal Storage And Processing Charges	Domestic Inbound Cargo Demurrage Charges	Domestic Outbound Cargo Terminal Storage And Processing Charges	Domestic Outbound Cargo Demurrage Charges	Domestic Inbound Cargo Terminal Storage And Processing Charges	Domestic Inbound Cargo Demurrage Charges	Domestic Outbound Cargo Terminal Storage And Processing Charges	Domestic Outbound Cargo Demurrage Charges	Domestic Inbound Cargo Terminal Storage And Processing Charges	Domestic Inbound Cargo Demurrage Charges	Domestic Outbound Cargo Terminal Storage And Processing Charges	Domestic Outbound Cargo Demurrage Charges	Domestic Inbound Cargo Terminal Storage And Processing Charges	Domestic Inbound Cargo Demurrage Charges	Domestic Outbound Cargo Terminal Storage And Processing Charges	Domestic Outbound Cargo Demurrage Charges	Domestic Inbound Cargo Terminal Storage And Processing Charges	Domestic Inbound Cargo Demurrage Charges	Domestic Outbound Cargo Terminal Storage And Processing Charges	Domestic Outbound Cargo Demurrage Charges	Domestic Inbound Cargo Terminal Storage And Processing Charges	Domestic Inbound Cargo Demurrage Charges	Domestic Outbound Cargo Terminal Storage And Processing Charges	Domestic Outbound Cargo Demurrage Charges	Domestic Inbound Cargo Terminal Storage And Processing Charges	Domestic Inbound Cargo Demurrage Charges
General Type	0.00	0.00	0.00	0.00	0.00	0.00	0.00	0.00	0.00	0.00	0.00	0.00	0.00	0.00	0.00	0.00	0.00	0.00	0.00	0.00	0.00	0.00	0.00	0.00	0.00	0.00	0.00	0.00	0.00	0.00	0.00	0.00	0.00	0.00	0.00	0.00	0.00	0.00	0.00	0.00
Bulk Cargo	0.00	0.00	0.00	0.00	0.00	0.00	0.00	0.00	0.00	0.00	0.00	0.00	0.00	0.00	0.00	0.00	0.00	0.00	0.00	0.00	0.00	0.00	0.00	0.00	0.00	0.00	0.00	0.00	0.00	0.00	0.00	0.00	0.00	0.00	0.00	0.00	0.00	0.00	0.00	0.00
Pharma Items	0.00	0.00	0.00	0.00	0.00	0.00	0.00	0.00	0.00	0.00	0.00	0.00	0.00	0.00	0.00	0.00	0.00	0.00	0.00	0.00	0.00	0.00	0.00	0.00	0.00	0.00	0.00	0.00	0.00	0.00	0.00	0.00	0.00	0.00	0.00	0.00	0.00	0.00	0.00	0.00
Live Animals	0.00	0.00	0.00	0.00	0.00	0.00	0.00	0.00	0.00	0.00	0.00	0.00	0.00	0.00	0.00	0.00	0.00	0.00	0.00	0.00	0.00	0.00	0.00	0.00	0.00	0.00	0.00	0.00	0.00	0.00	0.00	0.00	0.00	0.00	0.00	0.00	0.00	0.00	0.00	0.00
Haz	0.0	0.0	0.0	0.0	0.0	0.0	0.0	0.0	0.0	0.0	0.0	0.0	0.0	0.0	0.0	0.0	0.0	0.0	0.0	0.0	0.0	0.0	0.0	0.0	0.0	0.0	0.0	0.0	0.0	0.0	0.0	0.0	0.0	0.0	0.0	0.0	0.0	0.0	0.0	0.0

ardous Dangerous Goods	0	0	0	0	0	0	0	0	0	0	0	0	0	0	0	0	0	0	0	0	0	0	0	0	0	0	0	0	0	0	0	0	0	0	0	0	0	0	0	0	0
Valuable Goods	0.00	0.00	0.00	0.00	0.00	0.00	0.00	0.00	0.00	0.00	0.00	0.00	0.00	0.00	0.00	0.00	0.00	0.00	0.00	0.00	0.00	0.00	0.00	0.00	0.00	0.00	0.00	0.00	0.00	0.00	0.00	0.00	0.00	0.00	0.00	0.00	0.00	0.00	0.00	0.00	0.00
Perishable	0.00	0.00	0.00	0.00	0.00	0.00	0.00	0.00	0.00	0.00	0.00	0.00	0.00	0.00	0.00	0.00	0.00	0.00	0.00	0.00	0.00	0.00	0.00	0.00	0.00	0.00	0.00	0.00	0.00	0.00	0.00	0.00	0.00	0.00	0.00	0.00	0.00	0.00	0.00	0.00	0.00
Newspaper And Tv Reel Consignments	0.00	0.00	0.00	0.00	0.00	0.00	0.00	0.00	0.00	0.00	0.00	0.00	0.00	0.00	0.00	0.00	0.00	0.00	0.00	0.00	0.00	0.00	0.00	0.00	0.00	0.00	0.00	0.00	0.00	0.00	0.00	0.00	0.00	0.00	0.00	0.00	0.00	0.00	0.00	0.00	0.00
Human Remains Coffin	0.00	0.00	0.00	0.00	0.00	0.00	0.00	0.00	0.00	0.00	0.00	0.00	0.00	0.00	0.00	0.00	0.00	0.00	0.00	0.00	0.00	0.00	0.00	0.00	0.00	0.00	0.00	0.00	0.00	0.00	0.00	0.00	0.00	0.00	0.00	0.00	0.00	0.00	0.00	0.00	0.00
Others	0.00	0.00	0.00	0.00	0.00	0.00	0.00	0.00	0.00	0.00	0.00	0.00	0.00	0.00	0.00	0.00	0.00	0.00	0.00	0.00	0.00	0.00	0.00	0.00	0.00	0.00	0.00	0.00	0.00	0.00	0.00	0.00	0.00	0.00	0.00	0.00	0.00	0.00	0.00	0.00	0.00

-98-

Form F14(b)-Cargo International

2016-2017

Type of Cargo		Rate in Rupees per Kilogram	Minimum rate per AWB
A.	**Export Cargo**		
A1.	Terminal, Storage and Processing Charges		
A1.1	General	0.00	0.00
A1.2	Special Cargo		
a.	- Pharma items	0.00	0.00
b)	- Live Animals	0.00	0.00
c)	- Hazardous/ Dangerous Goods	0.00	0.00
d)	- Valuable Goods**	0.00	0.00
e)	- Perishable	0.00	0.00
f)	- Newspaper and TV reel consignments	0.00	0.00
g)	- Human remains, Coffin including unaccompanied baggage of Deceased and Human Eyes etc.	0.00	0.00
A2.	X-Ray Charges		
A2.1	X-Ray Machine charges	0.00	0.00
A2.2	X-Ray Certification charges	0.00	0.00
A2.3	Certification for Dangerous goods	0.00	0.00
A3.	Demurrage Charges----Export Cargo		
A3.1	General	0.00	0.00

BHARAT STARS SERVICES

-99-

Type of Cargo		Rate in Rupees per Kilogram	Minimum rate per AWB
A3.2	Special Cargo		
a.	- Pharma items	0.00	0.00
b)	- Live Animals	0.00	0.00
c)	- Hazardous/ Dangerous Goods	0.00	0.00
d)	- Valuable Goods**	0.00	0.00
e)	- Perishable	0.00	0.00
f)	- Newspaper and TV reel consignments	0.00	0.00
g)	- Human remains, Coffin including unaccompanied baggage of Deceased and Human Eyes etc.	0.00	0.00
A4.	Cargo Handling Charges		
A4	Palletisation/ Containerisation/Unitisation/Staffing Charges	Rate per Kg	Rate per Pallet
A4.1	General	0.00	0.00
A4.2	Special Cargo		
a.	- Pharma items	0.00	0.00
b)	- Live Animals	0.00	0.00
c)	- Hazardous/ Dangerous Goods	0.00	0.00
d)	- Valuable Goods**	0.00	0.00
e)	- Perishable	0.00	0.00
f)	- Newspaper and TV reel consignments	0.00	0.00
g)	- Human remains, Coffin including	0.00	0.00

BHARAT STARS SERVICES

Type of Cargo		Rate in Rupees per Kilogram	Minimum rate per AWB
	unaccompanied baggage of Deceased and Human Eyes etc.		
A5.	Documentation Fees	Rs Per AWB	Minimum per Flight
A5.1	Cargo Documentation fees for Manifesto/filing etc	0.00	0.00
B.	**Import Cargo**		
B1.	Terminal, Storage and Processing Charges	Rate in Rupees per Kilogram	Minimum rate per AWB
B1.1	General	0.00	0.00
B1.2	Special Cargo		
a.	- Pharma items	0.00	0.00
b)	- Live Animals	0.00	0.00
c)	- Hazardous/ Dangerous Goods	0.00	0.00
d)	- Valuable Goods**	0.00	0.00
e)	- Perishable	0.00	0.00
f)	- Newspaper and TV reel consignments	0.00	0.00
g)	- Human remains, Coffin including unaccompanied baggage of Deceased and Human Eyes etc.	0.00	0.00
B2.	Cargo Handling Charges		
B2.	DePalletisation/ Destaffing/DeContainerisation/DeUnitisation Charges	Rate per Kg	Rate per Pallet
B2.1	General	0.00	0.00
B1.2	Special Cargo		

BHARAT STARS SERVICES

-10/-

Type of Cargo		Rate in Rupees per Kilogram	Minimum rate per AWB
a.	- Pharma items	0.00	0.00
b)	- Live Animals	0.00	0.00
c)	- Hazardous/ Dangerous Goods	0.00	0.00
d)	- Valuable Goods**	0.00	0.00
e)	- Perishable	0.00	0.00
f)	- Newspaper and TV reel consignments	0.00	0.00
g)	- Human remains, Coffin including unaccompanied baggage of Deceased and Human Eyes etc.	0.00	0.00
B3.	Demurrage Charges----Import Cargo	Rate in Rupees per Kilogram	Minimum rate per AWB
B3.1	General	0.00	0.00
B3.2	Special Cargo		
a.	- Pharma items	0.00	0.00
b)	- Live Animals	0.00	0.00
c)	- Hazardous/ Dangerous Goods	0.00	0.00
d)	- Valuable Goods**	0.00	0.00
e)	- Perishable	0.00	0.00
f)	- Newspaper and TV reel consignments	0.00	0.00
g)	- Human remains, Coffin including unaccompanied baggage of Deceased and Human Eyes etc.	0.00	0.00
C1.1	Courier cargo facilitation	0.00	0.00

BHARAT STARS SERVICES

-102-

Type of Cargo		Rate in Rupees per Kilogram	Minimum rate per AWB
C1.2	X-ray charges	0.00	0.00
C1.3	**Demurrage Charges**		
	- Free Period	0	
	- 4th day to 10th day	0.00	
	- 11th day to 20th day	0.00	
	- 21st day to 30th day	0.00	
	- Beyond 30 days	0.00	
C2.	Outcoming Courier Charges -- International	Outbound (Import) PER KG.	MINIMUM Charge per Bag
C2.1	Courier cargo facilitation	0.00	0.00
C2.2	X-ray charges	0.00	0.00
C2.3	**Demurrage Charges**		
	- Free Period	0	
	- day to day	0.00	
	- day to day	0.00	
	- day to day	0.00	
	- Beyond days	0.00	
D.	**Transhipment Cargo/Carting**	Rate Per Kg	Minimum per AWB
D1.	Transhipment charges-international to international		
D1.1	General Cargo	0.00	0.00
D1.2	Special Cargo/DGR/Valuable/Perishable/Pharma	0.00	0.00

BHARAT STARS SERVICES

-103-

Type of Cargo		Rate in Rupees per Kilogram	Minimum rate per AWB
D1.3	Documentation Fee	0.00	0.00
D2.	Transhipment charges-international to domestic		
D2.1	General Cargo	0.00	0.00
D2.2	Special/Sensitive Cargo	0.00	0.00
D2.3	DGR/Valuable/Perishable/Pharma	0.00	0.00
D2.4	Documentation Fee	0.00	0.00
D3.	Transhipment charges-domestic to domestic		
D3.1	General Cargo	0.00	0.00
D3.2	Special/Sensitive Cargo	0.00	0.00
D3.3	DGR/Valuable/Perishable/Pharma	0.00	0.00
D3.4	Documentation Fee	0.00	0.00
E.	**Customs Cost Recovery Charges**	Rate Per Kg.	
E1	components of customs cargo recovery charges	0.00	
F.	**EDI/IT Services (GMAX,WIPRO,SITA etc.)**	Minimum rate per AWB	
F1	EDI/IT Services (GMAX,WIPRO,SITA etc.)	0.00	
G.	*****Others Charges, if any**	Minimum rate per Kg/AWB	
G1	Others Charges, if any	0.00	

Type of Cargo		Rate in Rupees per Kilogram	Minimum rate per AWB
A.	**Export Cargo**		
A1.	Terminal, Storage and Processing Charges		

BHARAT STARS SERVICES

Type of Cargo		Rate in Rupees per Kilogram	Minimum rate per AWB
A1.1	General		
A1.2	Special Cargo		
a.	- Pharma items		
b)	- Live Animals		
c)	- Hazardous/ Dangerous Goods		
d)	- Valuable Goods**		
e)	- Perishable		
f)	- Newspaper and TV reel consignments		
g)	- Human remains, Coffin including unaccompanied baggage of Deceased and Human Eyes etc.		
A2.	X-Ray Charges		
A2.1	X-Ray Machine charges		
A2.2	X-Ray Certification charges		
A2.3	Certification for Dangerous goods		
A3.	Demurrage Charges----Export Cargo		
A3.1	General		
A3.2	Special Cargo		
a.	- Pharma items		
b)	- Live Animals		
c)	- Hazardous/ Dangerous Goods		

BHARAT STARS SERVICES

-105-

Type of Cargo		Rate in Rupees per Kilogram	Minimum rate per AWB
d)	- Valuable Goods**		
e)	- Perishable		
f)	- Newspaper and TV reel consignments		
g)	- Human remains, Coffin including unaccompanied baggage of Deceased and Human Eyes etc.		
A4.	Cargo Handling Charges		
A4	Palletisation/ Containerisation/Unitisation/Staffing Charges	Rate per Kg	Rate per Pallet
A4.1	General		
A4.2	Special Cargo		
a.	- Pharma items		
b)	- Live Animals		
c)	- Hazardous/ Dangerous Goods		
d)	- Valuable Goods**		
e)	- Perishable		
f)	- Newspaper and TV reel consignments		
g)	- Human remains, Coffin including unaccompanied baggage of Deceased and Human Eyes etc.		
A5.	Documentation Fees	Rs Per AWB	Minimum per Flight
A5.1	Cargo Documentation fees for Manifesto/filing etc		

BARAT STARS SERVICES

Type of Cargo		Rate in Rupees per Kilogram	Minimum rate per AWB
B.	**Import Cargo**		
B1.	Terminal, Storage and Processing Charges	Rate in Rupees per Kilogram	Minimum rate per AWB
B1.1	General		
B1.2	Special Cargo		
a.	- Pharma items		
b)	- Live Animals		
c)	- Hazardous/ Dangerous Goods		
d)	- Valuable Goods**		
e)	- Perishable		
f)	- Newspaper and TV reel consignments		
g)	- Human remains, Coffin including unaccompanied baggage of Deceased and Human Eyes etc.		
B2.	Cargo Handling Charges		
B2.	DePalletisation/ Destaffing/DeContainerisation/DeUnitisation Charges	Rate per Kg	Rate per Pallet
B2.1	General		
B1.2	Special Cargo		
a.	- Pharma items		
b)	- Live Animals		
c)	- Hazardous/ Dangerous Goods		
d)	- Valuable Goods**		

BHARAT STARS SERVICES

Type of Cargo		Rate in Rupees per Kilogram	Minimum rate per AWB
e)	- Perishable		
f)	- Newspaper and TV reel consignments		
g)	- Human remains, Coffin including unaccompanied baggage of Deceased and Human Eyes etc.		
B3.	Demurrage Charges----Import Cargo	Rate in Rupees per Kilogram	Minimum rate per AWB
B3.1	General		
B3.2	Special Cargo		
a.	- Pharma items		
b)	- Live Animals		
c)	- Hazardous/ Dangerous Goods		
d)	- Valuable Goods**		
e)	- Perishable		
f)	- Newspaper and TV reel consignments		
g)	- Human remains, Coffin including unaccompanied baggage of Deceased and Human Eyes etc.		
C1.1	Courier cargo facilitation		
C1.2	X-ray charges		
C1.3	**Demurrage Charges**		
	- Free Period		
	- 4th day to 10th day		

BHARAT STARS SERVICES

-108-

Type of Cargo		Rate in Rupees per Kilogram	Minimum rate per AWB
	- 11th day to 20th day		
	- 21st day to 30th day		
	- Beyond 30 days		
C2.	Outcoming Courier Charges -- International	Outbound (Import) PER KG.	MINIMUM Charge per Bag
C2.1	Courier cargo facilitation		
C2.2	X-ray charges		
C2.3	**Demurrage Charges**		
	- Free Period		
	- day to day		
	- day to day		
	- day to day		
	- Beyond days		
D.	**Transhipment Cargo/Carting**	Rate Per Kg	Minimum per AWB
D1.	Transhipment charges-international to international		
D1.1	General Cargo		
D1.2	Special Cargo/DGR/Valuable/Perishable/Pharma		
D1.3	Documentation Fee		
D2.	Transhipment charges-international to domestic		
D2.1	General Cargo		
D2.2	Special/Sensitive Cargo		

BHARAT STARS SERVICES

Type of Cargo		Rate in Rupees per Kilogram	Minimum rate per AWB
D2.3	DGR/Valuable/Perishable/Pharma		
D2.4	Documentation Fee		
D3.	Transhipment charges-domestic to domestic		
D3.1	General Cargo		
D3.2	Special/Sensitive Cargo		
D3.3	DGR/Valuable/Perishable/Pharma		
D3.4	Documentation Fee		
E.	**Customs Cost Recovery Charges**	Rate Per Kg.	
E1	components of customs cargo recovery charges		
F.	**EDI/IT Services (GMAX,WIPRO,SITA etc.)**	Minimum rate per AWB	
F1	EDI/IT Services (GMAX,WIPRO,SITA etc.)		
G.	*****Others Charges, if any**	Minimum rate per Kg/AWB	
G1	Others Charges, if any		

Type of Cargo		Rate in Rupees per Kilogram	Minimum rate per AWB
A.	**Export Cargo**		
A1.	Terminal, Storage and Processing Charges		
A1.1	General		
A1.2	Special Cargo		
a.	- Pharma items		
b)	- Live Animals		

BHARAT STARS SERVICES

Type of Cargo		Rate in Rupees per Kilogram	Minimum rate per AWB
c)	- Hazardous/ Dangerous Goods		
d)	- Valuable Goods**		
e)	- Perishable		
f)	- Newspaper and TV reel consignments		
g)	- Human remains, Coffin including unaccompanied baggage of Deceased and Human Eyes etc.		
A2.	X-Ray Charges		
A2.1	X-Ray Machine charges		
A2.2	X-Ray Certification charges		
A2.3	Certification for Dangerous goods		
A3.	Demurrage Charges---Export Cargo		
A3.1	General		
A3.2	Special Cargo		
a.	- Pharma items		
b)	- Live Animals		
c)	- Hazardous/ Dangerous Goods		
d)	- Valuable Goods**		
e)	- Perishable		
f)	- Newspaper and TV reel consignments		
g)	- Human remains, Coffin including unaccompanied baggage of Deceased and		

BHARAT STARS SERVICES

Type of Cargo		Rate in Rupees per Kilogram	Minimum rate per AWB
	Human Eyes etc.		
A4.	Cargo Handling Charges		
A4	Palletisation/ Containerisation/Unitisation/Staffing Charges	Rate per Kg	Rate per Pallet
A4.1	General		
A4.2	Special Cargo		
a.	- Pharma items		
b)	- Live Animals		
c)	- Hazardous/ Dangerous Goods		
d)	- Valuable Goods**		
e)	- Perishable		
f)	- Newspaper and TV reel consignments		
g)	- Human remains, Coffin including unaccompanied baggage of Deceased and Human Eyes etc.		
A5.	Documentation Fees	Rs Per AWB	Minimum per Flight
A5.1	Cargo Documentation fees for Manifesto/filing etc		
B.	**Import Cargo**		
B1.	Terminal, Storage and Processing Charges	Rate in Rupees per Kilogram	Minimum rate per AWB
B1.1	General		
B1.2	Special Cargo		

BHARAT STARS SERVICES

Type of Cargo		Rate in Rupees per Kilogram	Minimum rate per AWB
a.	- Pharma items		
b)	- Live Animals		
c)	- Hazardous/ Dangerous Goods		
d)	- Valuable Goods**		
e)	- Perishable		
f)	- Newspaper and TV reel consignments		
g)	- Human remains, Coffin including unaccompanied baggage of Deceased and Human Eyes etc.		
B2.	Cargo Handling Charges		
B2.	DePalletisation/ Destaffing/DeContainerisation/DeUnitisation Charges	Rate per Kg	Rate per Pallet
B2.1	General		
B1.2	Special Cargo		
a.	- Pharma items		
b)	- Live Animals		
c)	- Hazardous/ Dangerous Goods		
d)	- Valuable Goods**		
e)	- Perishable		
f)	- Newspaper and TV reel consignments		
g)	- Human remains, Coffin including unaccompanied baggage of Deceased and Human Eyes etc.		

BHARAT STARS SERVICES

Type of Cargo		Rate in Rupees per Kilogram	Minimum rate per AWB
B3.	Demurrage Charges----Import Cargo	Rate in Rupees per Kilogram	Minimum rate per AWB
B3.1	General		
B3.2	Special Cargo		
a.	- Pharma items		
b)	- Live Animals		
c)	- Hazardous/ Dangerous Goods		
d)	- Valuable Goods**		
e)	- Perishable		
f)	- Newspaper and TV reel consignments		
g)	- Human remains, Coffin including unaccompanied baggage of Deceased and Human Eyes etc.		
C1.1	Courier cargo facilitation		
C1.2	X-ray charges		
C1.3	**Demurrage Charges**		
	- Free Period		
	- 4th day to 10th day		
	- 11th day to 20th day		
	- 21st day to 30th day		
	- Beyond 30 days		
C2.	Outcoming Courier Charges -- International	Outbound (Import) PER KG.	MINIMUM Charge per Bag

BHARAT STARS SERVICES

Type of Cargo		Rate in Rupees per Kilogram	Minimum rate per AWB
C2.1	Courier cargo facilitation		
C2.2	X-ray charges		
C2.3	**Demurrage Charges**		
	- Free Period		
	- day to day		
	- day to day		
	- day to day		
	- Beyond days		
D.	**Transhipment Cargo/Carting**	Rate Per Kg	Minimum per AWB
D1.	Transhipment charges-international to international		
D1.1	General Cargo		
D1.2	Special Cargo/DGR/Valuable/Perishable/Pharma		
D1.3	Documentation Fee		
D2.	Transhipment charges-international to domestic		
D2.1	General Cargo		
D2.2	Special/Sensitive Cargo		
D2.3	DGR/Valuable/Perishable/Pharma		
D2.4	Documentation Fee		
D3.	Transhipment charges-domestic to domestic		
D3.1	General Cargo		

BHARAT STARS SERVICES

Type of Cargo		Rate in Rupees per Kilogram	Minimum rate per AWB
D3.2	Special/Sensitive Cargo		
D3.3	DGR/Valuable/Perishable/Pharma		
D3.4	Documentation Fee		
E.	**Customs Cost Recovery Charges**	Rate Per Kg.	
E1	components of customs cargo recovery charges		
F.	**EDI/IT Services (GMAX,WIPRO,SITA etc.)**	Minimum rate per AWB	
F1	EDI/IT Services (GMAX,WIPRO,SITA etc.)		
G.	*****Others Charges, If any**	Minimum rate per Kg/AWB	
G1	Others Charges, if any		

Type of Cargo		Rate in Rupees per Kilogram	Minimum rate per AWB
A.	**Export Cargo**		
A1.	Terminal, Storage and Processing Charges		
A1.1	General		
A1.2	Special Cargo		
a.	- Pharma items		
b)	- Live Animals		
c)	- Hazardous/ Dangerous Goods		
d)	- Valuable Goods**		
e)	- Perishable		
f)	- Newspaper and TV reel consignments		

BHARAT STARS SERVICES

-116-

Type of Cargo		Rate in Rupees per Kilogram	Minimum rate per AWB
g)	- Human remains, Coffin including unaccompanied baggage of Deceased and Human Eyes etc.		
A2.	X-Ray Charges		
A2.1	X-Ray Machine charges		
A2.2	X-Ray Certification charges		
A2.3	Certification for Dangerous goods		
A3.	Demurrage Charges----Export Cargo		
A3.1	General		
A3.2	Special Cargo		
a.	- Pharma items		
b)	- Live Animals		
c)	- Hazardous/ Dangerous Goods		
d)	- Valuable Goods**		
e)	- Perishable		
f)	- Newspaper and TV reel consignments		
g)	- Human remains, Coffin including unaccompanied baggage of Deceased and Human Eyes etc.		
A4.	Cargo Handling Charges		
A4	Palletisation/ Containerisation/Unitisation/Staffing Charges	Rate per Kg	Rate per Pallet

BHARAT STARS SERVICES

- 117 -

Type of Cargo		Rate in Rupees per Kilogram	Minimum rate per AWB
A4.1	General		
A4.2	Special Cargo		
a.	- Pharma items		
b)	- Live Animals		
c)	- Hazardous/ Dangerous Goods		
d)	- Valuable Goods**		
e)	- Perishable		
f)	- Newspaper and TV reel consignments		
g)	- Human remains, Coffin including unaccompanied baggage of Deceased and Human Eyes etc.		
A5.	Documentation Fees	Rs Per AWB	Minimum per Flight
A5.1	Cargo Documentation fees for Manifesto/filing etc		
B.	**Import Cargo**		
B1.	Terminal, Storage and Processing Charges	Rate in Rupees per Kilogram	Minimum rate per AWB
B1.1	General		
B1.2	Special Cargo		
a.	- Pharma items		
b)	- Live Animals		
c)	- Hazardous/ Dangerous Goods		
d)	- Valuable Goods**		

BHARAT STARS SERVICES

Type of Cargo		Rate in Rupees per Kilogram	Minimum rate per AWB
e)	- Perishable		
f)	- Newspaper and TV reel consignments		
g)	- Human remains, Coffin including unaccompanied baggage of Deceased and Human Eyes etc.		
B2.	Cargo Handling Charges		
B2.	DePalletisation/ Destaffing/DeContainerisation/DeUnitisation Charges	Rate per Kg	Rate per Pallet
B2.1	General		
B1.2	Special Cargo		
a.	- Pharma items		
b)	- Live Animals		
c)	- Hazardous/ Dangerous Goods		
d)	- Valuable Goods**		
e)	- Perishable		
f)	- Newspaper and TV reel consignments		
g)	- Human remains, Coffin including unaccompanied baggage of Deceased and Human Eyes etc.		
B3.	Demurrage Charges----Import Cargo	Rate in Rupees per Kilogram	Minimum rate per AWB
B3.1	General		
B3.2	Special Cargo		
a.	- Pharma items		

BHARAT STARS SERVICES

-119-

Type of Cargo		Rate in Rupees per Kilogram	Minimum rate per AWB
b)	- Live Animals		
c)	- Hazardous/ Dangerous Goods		
d)	- Valuable Goods**		
e)	- Perishable		
f)	- Newspaper and TV reel consignments		
g)	- Human remains, Coffin including unaccompanied baggage of Deceased and Human Eyes etc.		
C1.1	Courier cargo facilitation		
C1.2	X-ray charges		
C1.3	**Demurrage Charges**		
	- Free Period		
	- 4th day to 10th day		
	- 11th day to 20th day		
	- 21st day to 30th day		
	- Beyond 30 days		
C2.	Outcoming Courier Charges -- International	Outbound (Import) PER KG.	MINIMUM Charge per Bag
C2.1	Courier cargo facilitation		
C2.2	X-ray charges		
C2.3	**Demurrage Charges**		
	- Free Period		

BHARAT STARS SERVICES

Type of Cargo		Rate in Rupees per Kilogram	Minimum rate per AWB
	- day to day		
	- day to day		
	- day to day		
	- Beyond days		
D.	**Transhipment Cargo/Carting**	Rate Per Kg	Minimum per AWB
D1.	Transhipment charges-international to international		
D1.1	General Cargo		
D1.2	Special Cargo/DGR/Valuable/Perishable/Pharma		
D1.3	Documentation Fee		
D2.	Transhipment charges-international to domestic		
D2.1	General Cargo		
D2.2	Special/Sensitive Cargo		
D2.3	DGR/Valuable/Perishable/Pharma		
D2.4	Documentation Fee		
D3.	Transhipment charges-domestic to domestic		
D3.1	General Cargo		
D3.2	Special/Sensitive Cargo		
D3.3	DGR/Valuable/Perishable/Pharma		
D3.4	Documentation Fee		
E.	**Customs Cost Recovery Charges**	Rate Per Kg.	

BHARAT STARS SERVICES

-121-

Type of Cargo		Rate in Rupees per Kilogram	Minimum rate per AWB
E1	components of customs cargo recovery charges		
F.	**EDI/IT Services (GMAX,WIPRO,SITA etc.)**	Minimum rate per AWB	
F1	EDI/IT Services (GMAX,WIPRO,SITA etc.)		
G.	*****Others Charges, If any**	Minimum rate per Kg/AWB	
G1	Others Charges, if any		

Type of Cargo		Rate in Rupees per Kilogram	Minimum rate per AWB
A.	**Export Cargo**		
A1.	Terminal, Storage and Processing Charges		
A1.1	General		
A1.2	Special Cargo		
a.	- Pharma items		
b)	- Live Animals		
c)	- Hazardous/ Dangerous Goods		
d)	- Valuable Goods**		
e)	- Perishable		
f)	- Newspaper and TV reel consignments		
g)	- Human remains, Coffin including unaccompanied baggage of Deceased and Human Eyes etc.		
A2.	X-Ray Charges		
A2.1	X-Ray Machine charges		

BHARAT STARS SERVICES

Type of Cargo		Rate in Rupees per Kilogram	Minimum rate per AWB
A2.2	X-Ray Certification charges		
A2.3	Certification for Dangerous goods		
A3.	Demurrage Charges----Export Cargo		
A3.1	General		
A3.2	Special Cargo		
a.	- Pharma items		
b)	- Live Animals		
c)	- Hazardous/ Dangerous Goods		
d)	- Valuable Goods**		
e)	- Perishable		
f)	- Newspaper and TV reel consignments		
g)	- Human remains, Coffin including unaccompanied baggage of Deceased and Human Eyes etc.		
A4.	Cargo Handling Charges		
A4	Palletisation/ Containerisation/Unitisation/Staffing Charges	Rate per Kg	Rate per Pallet
A4.1	General		
A4.2	Special Cargo		
a.	- Pharma items		
b)	- Live Animals		

BHARAT STARS SERVICES

Type of Cargo		Rate in Rupees per Kilogram	Minimum rate per AWB
c)	- Hazardous/ Dangerous Goods		
d)	- Valuable Goods**		
e)	- Perishable		
f)	- Newspaper and TV reel consignments		
g)	- Human remains, Coffin including unaccompanied baggage of Deceased and Human Eyes etc.		
A5.	Documentation Fees	Rs Per AWB	Minimum per Flight
A5.1	Cargo Documentation fees for Manifesto/filing etc		
B.	**Import Cargo**		
B1.	Terminal, Storage and Processing Charges	Rate in Rupees per Kilogram	Minimum rate per AWB
B1.1	General		
B1.2	Special Cargo		
a.	- Pharma items		
b)	- Live Animals		
c)	- Hazardous/ Dangerous Goods		
d)	- Valuable Goods**		
e)	- Perishable		
f)	- Newspaper and TV reel consignments		
g)	- Human remains, Coffin including unaccompanied baggage of Deceased and Human Eyes etc.		

BHARAT STARS SERVICES

-124-

Type of Cargo		Rate in Rupees per Kilogram	Minimum rate per AWB
B2.	Cargo Handling Charges		
B2.	DePalletisation/ Destaffing/DeContainerisation/DeUnitisation Charges	Rate per Kg	Rate per Pallet
B2.1	General		
B1.2	Special Cargo		
a.	- Pharma items		
b)	- Live Animals		
c)	- Hazardous/ Dangerous Goods		
d)	- Valuable Goods**		
e)	- Perishable		
f)	- Newspaper and TV reel consignments		
g)	- Human remains, Coffin including unaccompanied baggage of Deceased and Human Eyes etc.		
B3.	Demurrage Charges----Import Cargo	Rate in Rupees per Kilogram	Minimum rate per AWB
B3.1	General		
B3.2	Special Cargo		
a.	- Pharma items		
b)	- Live Animals		
c)	- Hazardous/ Dangerous Goods		
d)	- Valuable Goods**		
e)	- Perishable		

BHARAT STARS SERVICES

Type of Cargo		Rate in Rupees per Kilogram	Minimum rate per AWB
f)	- Newspaper and TV reel consignments		
g)	- Human remains, Coffin including unaccompanied baggage of Deceased and Human Eyes etc.		
C1.1	Courier cargo facilitation		
C1.2	X-ray charges		
C1.3	**Demurrage Charges**		
	- Free Period		
	- 4th day to 10th day		
	- 11th day to 20th day		
	- 21st day to 30th day		
	- Beyond 30 days		
C2.	Outcoming Courier Charges -- International	Outbound (Import) PER KG.	MINIMUM Charge per Bag
C2.1	Courier cargo facilitation		
C2.2	X-ray charges		
C2.3	**Demurrage Charges**		
	- Free Period		
	- day to day		
	- day to day		
	- day to day		
	- Beyond days		

BHARAT STARS SERVICES

-129-

Type of Cargo		Rate in Rupees per Kilogram	Minimum rate per AWB
D.	**Transhipment Cargo/Carting**	Rate Per Kg	Minimum per AWB
D1.	Transhipment charges-international to international		
D1.1	General Cargo		
D1.2	Special Cargo/DGR/Valuable/Perishable/Pharma		
D1.3	Documentation Fee		
D2.	Transhipment charges-international to domestic		
D2.1	General Cargo		
D2.2	Special/Sensitive Cargo		
D2.3	DGR/Valuable/Perishable/Pharma		
D2.4	Documentation Fee		
D3.	Transhipment charges-domestic to domestic		
D3.1	General Cargo		
D3.2	Special/Sensitive Cargo		
D3.3	DGR/Valuable/Perishable/Pharma		
D3.4	Documentation Fee		
E.	**Customs Cost Recovery Charges**	Rate Per Kg.	
E1	components of customs cargo recovery charges		
F.	**EDI/IT Services (GMAX,WIPRO,SITA etc.)**	Minimum rate per AWB	
F1	EDI/IT Services (GMAX,WIPRO,SITA etc.)		
G.	*****Others Charges, If any**	Minimum rate per Kg/AWB	

BHARAT STARS SERVICES

- 127 -

Type of Cargo		Rate in Rupees per Kilogram	Minimum rate per AWB
G1	Others Charges, if any		

-128-

BHARAT STARS SERVICES

Form F14(b)-Fuel Throughput Farm

Year	2016-2017	2017-2018	2018-2019	2019-2020	2020-2021
Fuel Farm Facility Services	0.00	0.00	0.00	0.00	0.00

-129-

BHARAT STARS SERVICES

Form F14(b)-Fuel Throughput-Into Plane Services

Year	2016-2017	2016-2017	2017-2018	2017-2018	2018-2019	2018-2019	2019-2020	2019-2020	2020-2021	2020-2021
Aircraft Fuelling	0	281.43	0	295.50	0	310.28	0	325.79	0	342.08
Aircraft Defueling Within	48	281.43	48	295.50	48	310.28	48	325.79	48	342.08
Aircraft Defueling Beyound	48	337.71	48	354.60	48	372.33	48	390.94	48	410.49
Aircraft Refueling Defueled Product Within	48	309.56	48	325.04	48	341.29	48	358.36	48	376.27
Aircraft Refueling Defueled Product Beyound	48	337.71	48	354.60	48	372.33	48	390.94	48	410.49

BHARAT STARS SERVICES

Form F14(b)-Ground Handling

Year	2016-2017	2017-2018	2017-2018	2018-2019	2018-2019	2019-2020	2019-2020	2020-2021	2020-2021
Code	1	1	1	1	1	1	1	1	1
Aircraft Type	2	2	2	2	2	2	2	2	2
PAX	freight	freight	non scheduled	freight	non scheduled	freight	non scheduled	freight	non scheduled
Ramp Handing	0	0	0	0	0	0	0	0	0
Traffic Handling	00	0	0	0	0	0	0	0	0
Comprehensive	0.00	0.00	0.00	0.00	0.00	0.00	0.00	0.00	0.00

BHARAT STARS SERVICES

Form F14(b)-Landing Charges

Year	2016-2017	2016-2017	2017-2018	2017-2018	2018-2019	2018-2019	2019-2020	2019-2020	2020-2021	2020-2021
Upto 100 Mt	0.00	0.00	0.00	0.00	0.00	0.00	0.00	0.00	0.00	0.00
Above 200 Mt	0.00	0.00	0.00	0.00	0.00	0.00	0.00	0.00	0.00	0.00

-132-

BHARAT STARS SERVICES

Form F14(b)-Other Charges

2016-2017

Standardization of Tariff Card for Airport Operator		
Fuel Throughput Charges	Rate Per Kilo Litre	
Fuel Throughput Charges	0.00	
Passenger Service Fee (PSF) - Facilitation / User Development Fee (UDF)	Rate per embarking passenger	
Domestic Passenger	0.00	
International Passenger	0.00	
Note:		
Aerobridge Charges (Passenger Boarding Bridges)	Rate Per International flight	Rate Per Domestic flight
Aerobridge Charges	0.00	0.00
Cute Counter Charges / CUSS / BRS / Common Infrastructure Charges	Rate Per Departing Flight	
Domestic	0.00	
International	0.00	
Extension of Service Hours (Airport) [Watch Hours]	Rate (In INR) Per Hour Per Aircraft	
Domestic	0.00	
International	0.00	
Others Charges	0.00	

BHARAT STARS SERVICES

Standardization of Tariff Card for Airport Operator		
Fuel Throughput Charges	Rate Per Kilo Litre	
Fuel Throughput Charges		
Passenger Service Fee (PSF) - Facilitation / User Development Fee (UDF)	Rate per embarking passenger	
Domestic Passenger		
International Passenger		
Note:		
Aerobridge Charges (Passenger Boarding Bridges)	Rate Per International flight	Rate Per Domestic flight
Aerobridge Charges		
Cute Counter Charges / CUSS / BRS / Common Infrastructure Charges	Rate Per Departing Flight	
Domestic		
International		
Extension of Service Hours (Airport) [Watch Hours]	Rate (In INR) Per Hour Per Aircraft	
Domestic		
International		
Others Charges		

Standardization of Tariff Card for Airport Operator	
Fuel Throughput Charges	Rate Per Kilo Litre
Fuel Throughput Charges	
Passenger Service Fee (PSF) - Facilitation / User	Rate per embarking passenger

BHARAT STARS SERVICES

-139-

Standardization of Tariff Card for Airport Operator		
Development Fee (UDF)		
Domestic Passenger		
International Passenger		
Note:		
Aerobridge Charges (Passenger Boarding Bridges)	Rate Per International flight	Rate Per Domestic flight
Aerobridge Charges		
Cute Counter Charges / CUSS / BRS / Common Infrastructure Charges	Rate Per Departing Flight	
Domestic		
International		
Extension of Service Hours (Airport) [Watch Hours]	Rate (In INR) Per Hour Per Aircraft	
Domestic		
International		
Others Charges		

Standardization of Tariff Card for Airport Operator	
Fuel Throughput Charges	Rate Per Kilo Litre
Fuel Throughput Charges	
Passenger Service Fee (PSF) - Facilitation / User Development Fee (UDF)	Rate per embarking passenger
Domestic Passenger	
International Passenger	

BHARAT STARS SERVICES

-135-

Standardization of Tariff Card for Airport Operator		
Note:		
Aerobridge Charges (Passenger Boarding Bridges)	Rate Per International flight	Rate Per Domestic flight
Aerobridge Charges		
Cute Counter Charges / CUSS / BRS / Common Infrastructure Charges	Rate Per Departing Flight	
Domestic		
International		
Extension of Service Hours (Airport) [Watch Hours]	Rate (In INR) Per Hour Per Aircraft	
Domestic		
International		
Others Charges		

Standardization of Tariff Card for Airport Operator		
Fuel Throughput Charges	Rate Per Kilo Litre	
Fuel Throughput Charges		
Passenger Service Fee (PSF) - Facilitation / User Development Fee (UDF)	Rate per embarking passenger	
Domestic Passenger		
International Passenger		
Note:		
Aerobridge Charges (Passenger Boarding Bridges)	Rate Per International flight	Rate Per Domestic flight
Aerobridge Charges		

BHARAT STARS SERVICES

-136-

Standardization of Tariff Card for Airport Operator	
Cute Counter Charges / CUSS / BRS / Common Infrastructure Charges	Rate Per Departing Flight
Domestic	
International	
Extension of Service Hours (Airport) [Watch Hours]	Rate (In INR) Per Hour Per Aircraft
Domestic	
International	
Others Charges	

-157-

BHARAT STARS SERVICES

Form F14(b)-Parking & Housing Fee

Year	2016-2017	2016-2017	2017-2018	2017-2018	2018-2019	2018-2019	2019-2020	2019-2020	2020-2021	2020-2021
Upto 100 Mt	0.00	0.00	0.00	0.00	0.00	0.00	0.00	0.00	0.00	0.00
Above 200 Mt	0.00	0.00	0.00	0.00	0.00	0.00	0.00	0.00	0.00	0.00

-138-

BHARAT STARS SERVICES

BHARAT STARS SERVICES

Schedule

This schedule contains the various specified forms that relate to specific clause(s) of the guidelines or section(s) of the appendix as the case may be

Form A: (ref Section AI 1 of Appendix 1)

BEFORE THE APIRPORTS ECONOMIC REGULARITY AUTHORITY OF INDIA

AT NEW DELHI

SUBMISSION OF MULTI YEAR TARIFF PROPOSAL FOR AND ON BEHALF OF

M/s

I, Akash Tiwari aged 45 resident of Aviation Fueling Station, Shahbad Mohmmadpur, Delhi acting in my official capacity as ISP in M/s Bharat Star Services Pvt. Ltd. having its registered office at Aviation Fueling Station, Shahbad Mohmmadpur, Delhi do hereby state and affirm as under that:

1. That I am authorized to act for and on behalf of M/s Bharat Star Services Pvt. Ltd. in the matter od making submission before the Airports Economic Regulatory Authority of India, New Delhi ('the Authority')
2. I am compentent to make this submission before the authority
3. I am making the submission in any official capacity and the facts stated herein are based on official records
4. The contents of this submission which include inter alia (i) Business Plan (ii) Information Relating to the Regulatory Building Blocks (iii) Competition Assesment (iv) Historical and Forcasted Volumes and (v) Historical Revenues are correct and true to my knowledge and belief and nothing material has been concealed there from

Sd/

Place

Date: 14-03-2016

Form F15(a): Annual Tariff Proposal for Tariff Year (Only for AO)

Financial Year	2014-2015	2015-2016	2016-2017	2017-2018	2018-2019	2019-2020	2020-2021
Yield Per Passenger	0.00	0.00	0.00	0.00	0.00	0.00	0.00
Error Correction Term (from Year T-2)	0.00	0.00	0.00	0.00	0.00	0.00	0.00
Estimated Maximum Allowed Yield (EMAY)	0.00	0.00	0.00	0.00	0.00	0.00	0.00

BHARAT STARS SERVICES

Form F15: Annual Tariff Proposal for Tariff Year (Only for ISP)

Financial Year	2014-2015	2015-2016	2016-2017	2017-2018	2018-2019	2019-2020	2020-2021
Actual Wpi During The Year	0.00	0.00	0.00	0.00	0.00	0.00	0.00
Security Operating Cost Correction Term	0.00	0.00	0.00	0.00	0.00	0.00	0.00
Other Mandated Operating Cost Correction Term	0.00	0.00	0.00	0.00	0.00	0.00	0.00
Statutory Cost Operating Correction Term	0.00	0.00	0.00	0.00	0.00	0.00	0.00
Forecast Error Correction Term	0.00	0.00	0.00	0.00	0.00	0.00	0.00
Recovery Error Correction Term	0.00	0.00	0.00	0.00	0.00	0.00	0.00
Actual Yield Per Passenger	0.00	0.00	0.00	0.00	0.00	0.00	0.00
Revenues Subject To Yield Cap	0.00	0.00	0.00	0.00	0.00	0.00	0.00
Volumes	0.00	0.00	0.00	0.00	0.00	0.00	0.00
Over Recovery Of Allowed Yield Error Correction	0.00	0.00	0.00	0.00	0.00	0.00	0.00

BHARAT STARS SERVICES

Form F16: Annual Compliance statement (Only for AO)

Financial Year	2014-2015	2015-2016	2016-2017	2017-2018	2018-2019	2019-2020	2020-2021
Actual Wpi During The Year	0.00	0.00	0.00	0.00	0.00	0.00	0.00
Security Operating Cost Correction Term	0.00	0.00	0.00	0.00	0.00	0.00	0.00
Other Mandated Operating Cost Correction Term	0.00	0.00	0.00	0.00	0.00	0.00	0.00
Statutory Cost Operating Correction Term	0.00	0.00	0.00	0.00	0.00	0.00	0.00
Recovery Error Correction Term	0.00	0.00	0.00	0.00	0.00	0.00	0.00
Actual Yield Per Passenger	0.00	0.00	0.00	0.00	0.00	0.00	0.00
Revenues Subject To Yield Cap	0.00	0.00	0.00	0.00	0.00	0.00	0.00
Volumes	0.00	0.00	0.00	0.00	0.00	0.00	0.00
Over Recovery Of Allowed Yield	0.00	0.00	0.00	0.00	0.00	0.00	0.00
Forecast Error Correction Term	0.00	0.00	0.00	0.00	0.00	0.00	0.00

-142-

BHARAT STARS SERVICES

Form F16: Performance Report for the Tariff Year (Only for ISP)

Financial Year	2014-2015	2015-2016	2016-2017	2017-2018	2018-2019	2019-2020	2020-2021
Total Revenue From Regulated Services	37140536.00	38275336.00	43039906.00	49918864.00	57094289.00	62505719.00	64422418.00
Total Revenue From Services Other Than Regulated Services	0.00	0.00	0.00	0.00	0.00	0.00	0.00
Operating Expenditure	17516082.00	18182080.00	24806047.00	27147263.00	29821620.00	32600137.00	35779371.00
Depreciation	0.00	0.00	3451788.00	4543353.00	6618264.00	7908633.00	7956325.00
Total Expenditure	17516082.00	18182080.00	28257835.00	31690616.00	36439884.00	40508770.00	43735696.00
Regulatory Operating Profit	19624454.00	20093256.00	14782071.00	18228248.00	20654405.00	21996949.00	20686722.00
Capital Expenditure	0.00	0.00	21476625.00	16160000.00	24097000.00	1000000.00	1000000.00
Opening Regulatory Asset Base (RAB)	0.00	0.00	0.00	18024837.00	29641484.00	47120220.00	40392107.00
Disposals/ Transfers	0.00	0.00	0.00	0.00	0.00	0.00	0.00
Closing Rab	0.00	0.00	18024837.00	29641484.00	47120220.00	40211587.00	33435782.00
Average Regulatory Asset Base (RAB)	0.00	0.00	9012418.50	23833160.50	38380852.00	43665903.50	36913944.50
WACC %	0.00	0.00	0.00	0.00	0.00	0.00	0.00
Return On Average Rab Wacc	0.00	0.00	0.00	0.00	0.00	0.00	0.00
Return On Average Regulatory Asset Base (RAB)	0.00	0.00	164.02	76.48	53.81	50.38	56.04
Corporate Tax On Return On Rab	0.00	0.00	0.00	0.00	0.00	0.00	0.00
ARR	17516082.00	18182080.00	28257835.00	31690616.00	36439884.00	40508770.00	43735696.00
Total Volume Cargo	0.00	0.00	0.00	0.00	0.00	0.00	0.00
Required Yield Cargo	0.00	0.00	0.00	0.00	0.00	0.00	0.00
Present Yield Cargo	0.00	0.00	0.00	0.00	0.00	0.00	0.00
Total Volume Fuel	0.00	0.00	0.00	0.00	0.00	0.00	0.00
Required Yield Fuel	0.00	0.00	0.00	0.00	0.00	0.00	0.00
Present Yield Fuel	0.00	0.00	0.00	0.00	0.00	0.00	0.00
Total Volume Atm	0.00	0.00	0.00	0.00	0.00	0.00	0.00

-143-

Required Yield Atm	0.00	0.00	0.00	0.00	0.00	0.00	0.00
Present Yield Atm	0.00	0.00	0.00	0.00	0.00	0.00	0.00

BHARAT STARS SERVICES

BHARAT STARS SERVICES

BEFORE THE APIRPORTS ECONOMIC REGULARITY AUTHORITY OF INDIA
AT NEW DELHI
SUBMISSION OF MULTI YEAR TARIFF PROPOSAL FOR AND ON BEHALF OF

M/s

I, Akash Tiwari aged 45 resident of Aviation Fueling Station, Shahbad Mohmmadpur, Delhi acting in my official capacity as ISP in M/s Bharat Star Services Pvt. Ltd. having its registered office at Aviation Fueling Station, Shahbad Mohmmadpur, Delhi do hereby state and affirm as under that:

1. That I am authorized to act for and on behalf of M/s Bharat Star Services Pvt. Ltd. in the matter od making submission before the Airports Economic Regulatory Authority of India, New Delhi ('the Authority')
2. I am compentent to make this submission before the authority
3. I am making the submission in any official capacity and the facts stated herein are based on official records
4. The contents of this submission which include inter alia (i) Business Plan (ii) Information Relating to the Regulatory Building Blocks (iii) Competition Assesment (iv) Historical and Forcasted Volumes and (v) Historical Revenues are correct and true to my knowledge and belief and nothing material has been concealed there from

Sd/

Place

Date: 15-03-2016

Form F16: Annual Compliance statement (Only for AO)

	2016-2017	2016-2017	2014-2015	2014-2015	2015-2016	2015-2016	2017-2018	2017-2018	2018-2019	2018-2019	2019-2020	2019-2020	2020-2021	2020-2021
Type	Actual for tariff year under consi deration	Forecast as per the Multi Year Tariff Order	Actual for tariff year under consi deration	Forecast as per the Multi Year Tariff Order	Actual for tariff year under consi deration	Forecast as per the Multi Year Tariff Order	Actual for tariff year under consi deration	Forecast as per the Multi Year Tariff Order	Actual for tariff year under consi deration	Forecast as per the Multi Year Tariff Order	Actual for tariff year under consi deration	Forecast as per the Multi Year Tariff Order	Actual for tariff year under consi deration	Forecast as per the Multi Year Tariff Order
Actual Wpi During The Year	0.00	0.00	0	0	0	0	0	0	0	0	0	0	0	0
Security Operating Cost Correction Term	0.00	0.00	0	0	0	0	0	0	0	0	0	0	0	0
Other Mandated Operating Cost	0.00	0.00	0	0	0	0	0	0	0	0	0	0	0	0

BHARAT STARS SERVICES

-146-

Correction Term														
Statutory Cost Operating Correction Term	0.00	0.00	0	0	0	0	0	0	0	0	0	0	0	0
Recovery Error Correction Term	0.00	0.00	0	0	0	0	0	0	0	0	0	0	0	0
Actual Yield Per Passenger	0.00	0.00	0	0	0	0	0	0	0	0	0	0	0	0
Revenues Subject To Yield Cap	0.00	0.00	0	0	0	0	0	0	0	0	0	0	0	0
Volumes	0.00	0.00	0	0	0	0	0	0	0	0	0	0	0	0
Over Recovery Of Allowed Yield	0.00	0.00	0	0	0	0	0	0	0	0	0	0	0	0
Forecast Error Correction Term	0.00	0.00	0	0	0	0	0	0	0	0	0	0	0	0

Form F16: Performance Report for the Tariff Year (Only for ISP)

	2014-2015	2014-2015	2015-2016	2015-2016	2016-2017	2016-2017	2017-2018	2017-2018	2018-2019	2018-2019	2019-2020	2019-2020	2020-2021	2020-2021
Type	Actual for tariff year under consideration	Forecast as per the Multi Year Tariff Order	Actual for tariff year under consideration	Forecast as per the Multi Year Tariff Order	Actual for tariff year under consideration	Forecast as per the Multi Year Tariff Order	Actual for tariff year under consideration	Forecast as per the Multi Year Tariff Order	Actual for tariff year under consideration	Forecast as per the Multi Year Tariff Order	Actual for tariff year under consideration	Forecast as per the Multi Year Tariff Order	Actual for tariff year under consideration	Forecast as per the Multi Year Tariff Order
Total Revenue From Regulated	37130000.00	37140536.00	0.00	0.00	0.00	0.00	0.00	0.00	0.00	0.00	0.00	0.00	0.00	0.00

Services														
Total Revenue From Services Other Than Regulated Services	9940000.00	0.00	0.00	0.00	0.00	0.00	0.00	0.00	0.00	0.00	0.00	0.00	0.00	0.00
Operating Expenditure	22820000.00	17516082.00	0.00	0.00	0.00	0.00	0.00	0.00	0.00	0.00	0.00	0.00	0.00	0.00
Depreciation	5760000.00	0.00	0.00	0.00	0.00	0.00	0.00	0.00	0.00	0.00	0.00	0.00	0.00	0.00
Total Expenditure	28580000.00	17516082.00	0.00	0.00	0.00	0.00	0.00	0.00	0.00	0.00	0.00	0.00	0.00	0.00
Regulatory Operating Profit	18490000.00	19624454.00	0.00	0.00	0.00	0.00	0.00	0.00	0.00	0.00	0.00	0.00	0.00	0.00
Capital Expenditure	980000.00	0.00	0.00	0.00	0.00	0.00	0.00	0.00	0.00	0.00	0.00	0.00	0.00	0.00
Opening Regulatory Asset Base (RAB)	70880000.00	0.00	0.00	0.00	0.00	0.00	0.00	0.00	0.00	0.00	0.00	0.00	0.00	0.00
Disposals/ Transfers	5760000.00	0.00	0.00	0.00	0.00	0.00	0.00	0.00	0.00	0.00	0.00	0.00	0.00	0.00
Closing Rab	66100000.00	0.00	0.00	0.00	0.00	0.00	0.00	0.00	0.00	0.00	0.00	0.00	0.00	0.00
Average Regulatory Asset Base (RAB)	68490000.00	0.00	0.00	0.00	0.00	0.00	0.00	0.00	0.00	0.00	0.00	0.00	0.00	0.00
WACC %	0.00	0.00	0.00	0.00	0.00	0.00	0.00	0.00	0.00	0.00	0.00	0.00	0.00	0.00
Return On Average Rab Wacc	0.00	0.00	0.00	0.00	0.00	0.00	0.00	0.00	0.00	0.00	0.00	0.00	0.00	0.00
Return On Average Regulatory	270000.00	0.00	0.00	0.00	0.00	0.00	0.00	0.00	0.00	0.00	0.00	0.00	0.00	0.00

-148-

Asset Base (RAB)														
Corporate Tax On Return On Rab	0.00	0.00	0.00	0.00	0.00	0.00	0.00	0.00	0.00	0.00	0.00	0.00	0.00	0.00
ARR	0.00	17516082.00	0.00	0.00	0.00	0.00	0.00	0.00	0.00	0.00	0.00	0.00	0.00	0.00
Total Volume Cargo	0.00	0.00	0.00	0.00	0.00	0.00	0.00	0.00	0.00	0.00	0.00	0.00	0.00	0.00
Required Yield Cargo	0.00	0.00	0.00	0.00	0.00	0.00	0.00	0.00	0.00	0.00	0.00	0.00	0.00	0.00
Present Yield Cargo	0.00	0.00	0.00	0.00	0.00	0.00	0.00	0.00	0.00	0.00	0.00	0.00	0.00	0.00
Total Volume Fuel	146523.00	0.00	0.00	0.00	0.00	0.00	0.00	0.00	0.00	0.00	0.00	0.00	0.00	0.00
Required Yield Fuel	0.00	0.00	0.00	0.00	0.00	0.00	0.00	0.00	0.00	0.00	0.00	0.00	0.00	0.00
Present Yield Fuel	253.41	0.00	0.00	0.00	0.00	0.00	0.00	0.00	0.00	0.00	0.00	0.00	0.00	0.00
Total Volume Atm	0.00	0.00	0.00	0.00	0.00	0.00	0.00	0.00	0.00	0.00	0.00	0.00	0.00	0.00
Required Yield Atm	0.00	0.00	0.00	0.00	0.00	0.00	0.00	0.00	0.00	0.00	0.00	0.00	0.00	0.00
Present Yield Atm	0.00	0.00	0.00	0.00	0.00	0.00	0.00	0.00	0.00	0.00	0.00	0.00	0.00	0.00

Form F17: Calculation of Aggregate Revenue Requirement (Only for AO)

	2016-2017	2016-2017	2014-2015	2014-2015	2015-2016	2015-2016	2017-2018	2017-2018	2018-2019	2018-2019	2019-2020	2019-2020	2020-2021	2020-2021
Type	Actual for tariff year under consideration	Forecast as per the Multi Year Tariff Order	Actual for tariff year under consideration	Forecast as per the Multi Year Tariff Order	Actual for tariff year under consideration	Forecast as per the Multi Year Tariff Order	Actual for tariff year under consideration	Forecast as per the Multi Year Tariff Order	Actual for tariff year under consideration	Forecast as per the Multi Year Tariff Order	Actual for tariff year under consideration	Forecast as per the Multi Year Tariff Order	Actual for tariff year under consideration	Forecast as per the Multi Year Tariff Order
Total	0.00	43039906.0	0.00	0.00	0.00	0.00	0.00	0.00	0.00	0.00	0.00	0.00	0.00	0.00

Revenue From Regulated Services (1)		0												
Total Revenue From Services Other Than Regulated Services (2)	0.00	0.00	0.00	0.00	0.00	0.00	0.00	0.00	0.00	0.00	0.00	0.00	0.00	0.00
Operating Expenditure (3)	0.00	7976972.00	0.00	0.00	0.00	0.00	0.00	0.00	0.00	0.00	0.00	0.00	0.00	0.00
Depreciation (4)	0.00	3451788.00	0.00	0.00	0.00	0.00	0.00	0.00	0.00	0.00	0.00	0.00	0.00	0.00
Total Expenditure (3) + (4) =(5)	0.00	11428760.00	0.00	0.00	0.00	0.00	0.00	0.00	0.00	0.00	0.00	0.00	0.00	0.00
Regulatory Operating Profit (1) + (2) – (5) = (6)	0.00	31611146.00	0.00	0.00	0.00	0.00	0.00	0.00	0.00	0.00	0.00	0.00	0.00	0.00
Capital Expenditure (7)	0.00	21476625.00	0.00	0.00	0.00	0.00	0.00	0.00	0.00	0.00	0.00	0.00	0.00	0.00
Opening Regulatory Asset Base (RAB) (8)	0.00	0.00	0.00	0.00	0.00	0.00	0.00	0.00	0.00	0.00	0.00	0.00	0.00	0.00
Disposals/ Transfers (9)	0.00	0.00	0.00	0.00	0.00	0.00	0.00	0.00	0.00	0.00	0.00	0.00	0.00	0.00
Closing Regulatory Asset Base (RAB) (7) +	0.00	18024837.00	0.00	0.00	0.00	0.00	0.00	0.00	0.00	0.00	0.00	0.00	0.00	0.00

Form F17 Revenue from Regulated Services recovered during the Tariff year (Only for ISP)

Financial Year	2014-2015	2015-2016	2016-2017	2017-2018	2018-2019	2019-2020	2020-2021
Revenue From Tariff1	0.00	0.00	0.00	0.00	0.00	0.00	0.00
Revenue From Tariff2	0.00	0.00	0.00	0.00	0.00	0.00	0.00
Revenue From Tariff3	0.00	0.00	0.00	0.00	0.00	0.00	0.00
Revenue From Tariff4	37140536	36367919	43039906	49918864	57094289	62505719	64422418
Other 1							
Other 2							
Other 3							
Other 4							

-151-

BHARAT STARS SERVICES

Form F17: Calculation of Aggregate Revenue Requirement (Only for AO)

Financial Year	2014-2015	2015-2016	2016-2017	2017-2018	2018-2019	2019-2020	2020-2021
Total Revenue From Regulated Services	37140536.00	38275336.00	43039906.00	49918864.00	57094289.00	62505719.00	64422418.00
Total Revenue From Other Services	0.00	0.00	0.00	0.00	0.00	0.00	0.00
Operating Expenditure	4411377.00	4626684.00	7976972.00	8577141.00	9329370.00	9985729.00	10821842.00
Depreciation	0.00	0.00	3451788.00	4543353.00	6618264.00	7908633.00	7956325.00
Total Expenditure	4411377.00	4626684.00	11428760.00	13120494.00	15947634.00	17894362.00	18778167.00
Regulatory Operating Profit	32729159.00	33648652.00	31611146.00	36798370.00	41146655.00	44611357.00	45644251.00
Capital Expenditure	0.00	0.00	21476625.00	16160000.00	24097000.00	1000000.00	1000000.00
Opening Rab	0.00	0.00	0.00	18024837.00	29641484.00	47120220.00	40392107.00
Disposals Transfers	0.00	0.00	0.00	0.00	0.00	0.00	0.00
Closing Rab	0.00	0.00	18024837.00	29641484.00	47120220.00	40211587.00	33435782.00
Average Rab	0.00	0.00	9012418.50	23833160.50	38380852.00	43665903.50	36913944.50
Return On Average Rab	0.00	0.00	0.00	0.00	0.00	0.00	0.00
Corporate Tax On Return On Rab	0.00	0.00	0.00	0.00	0.00	0.00	0.00
Arr	4411377.00	4626684.00	11428760.00	13120494.00	15947634.00	17894362.00	18778167.00
Total Passenger Volume	0.00	0.00	0.00	0.00	0.00	0.00	0.00
Required Yield Per Passenger	0.00	0.00	0.00	0.00	0.00	0.00	0.00
Present Yield	0.00	0.00	0.00	0.00	0.00	0.00	0.00

BHARAT STARS SERVICES

Form F18: Revenue from Regulated Services recovered during the Tariff year (Only for AO)

Financial Year	2014-2015	2015-2016	2016-2017	2017-2018	2018-2019	2019-2020	2020-2021
Revenue From Tariff 1	0.00	0.00	0.00	0.00	0.00	0.00	0.00
Revenue From Tariff 2	0.00	0.00	0.00	0.00	0.00	0.00	0.00
Revenue From Tariff 3	0.00	0.00	0.00	0.00	0.00	0.00	0.00
Revenue From Tariff 4	0.00	0.00	0.00	0.00	0.00	0.00	0.00
Other 1	0.00	0.00	0.00	0.00	0.00	0.00	0.00
Other 2	0.00	0.00	0.00	0.00	0.00	0.00	0.00

-153-

BHARAT STARS SERVICES

Form F18 Revenue from Services other than Regulated Services recovered during the Tariff year (Only for ISP)

Financial Year	2014-2015	2015-2016	2016-2017	2017-2018	2018-2019	2019-2020	2020-2021
Revenue From Services Other Than Regulated Services 1	0.00	0.00	0.00	0.00	0.00	0.00	0.00
Revenue From Services Other Than Regulated Services 2	0.00	0.00	0.00	0.00	0.00	0.00	0.00
Revenue From Services Other Than Regulated Services 3	0.00	0.00	0.00	0.00	0.00	0.00	0.00
Revenue From Services Other Than Regulated Services 4	0.00	0.00	0.00	0.00	0.00	0.00	0.00
Other 1	0.00	0.00	0.00	0.00	0.00	0.00	0.00
Other 2	0.00	0.00	0.00	0.00	0.00	0.00	0.00
Total Revenue From Services Other	0.00	0.00	0.00	0.00	0.00	0.00	0.00

-154-

BHARAT STARS SERVICES

Form F19: Revenue from Services other than Regulated Services recovered during the Tariff Year (Only for AO)

Financial Year	2014-2015	2015-2016	2016-2017	2017-2018	2018-2019	2019-2020	2020-2021
Revenue From Services Other Than Regulated Services 1	0.00	0.00	0.00	0.00	0.00	0.00	0.00
Revenue From Services Other Than Regulated Services 2	0.00	0.00	0.00	0.00	0.00	0.00	0.00
Revenue From Services Other Than Regulated Services 3	0.00	0.00	0.00	0.00	0.00	0.00	0.00
Revenue From Services Other Than Regulated Services 4	0.00	0.00	0.00	0.00	0.00	0.00	0.00
Other 1	0.00	0.00	0.00	0.00	0.00	0.00	0.00
Other 2	0.00	0.00	0.00	0.00	0.00	0.00	0.00
Other 3	0.00	0.00	0.00	0.00	0.00	0.00	0.00
Other 4	0.00	0.00	0.00	0.00	0.00	0.00	0.00
Total Revenue From Services Other	0.00	0.00	0.00	0.00	0.00	0.00	0.00

BHARAT STARS SERVICES

Form F19 Operating Expenditure incurred during the Tariff Year (Only for ISP)

Financial Year	2014-2015	2015-2016	2016-2017	2017-2018	2018-2019	2019-2020	2020-2021
Operating Expenditure Heading 1	13104705.00	13555397.00	16829074.00	18570122.00	20492251.00	22614407.00	24957530.00
Operating Expenditure Heading 2	1454336.00	2036213.00	2792144.00	2970930.00	3266875.00	3429250.00	3730335.00
Operating Expenditure Heading 3	417762.00	400869.00	1311619.00	1442512.00	1586474.00	1744819.00	1918959.00
Operating Expenditure Heading 4	0.00	0.00	0.00	0.00	0.00	0.00	0.00
Operating Expenditure Heading 5	1846771.00	1818396.00	2151995.00	2495943.00	2854714.00	3125286.00	3221121.00
Operating Expenditure Heading 6	0.00	0.00	0.00	0.00	0.00	0.00	0.00
Operating Expenditure Heading 7	0.00	0.00	0.00	0.00	0.00	0.00	0.00
Operating Expenditure Heading 8	0.00	0.00	0.00	0.00	0.00	0.00	0.00
Operating Expenditure Heading 9	0.00	0.00	0.00	0.00	0.00	0.00	0.00
Other 1	2353338.00	2136399.00	3740422.00	4020954.00	4322525.00	4646714.00	4995218.00
Other 2	185949.00	53207.00	132786.00	142744.00	153450.00	164959.00	177331.00
Total Operating And Maintenance Expenditure	19362861.00	20000481.00	26958040.00	29643205.00	32676289.00	35725435.00	39000494.00

BHARAT STARS SERVICES

Form F20: Operational and Maintenance Expenditure incurred during the Tariff Year (Only for AO)

Financial Year	2014-2015	2015-2016	2016-2017	2017-2018	2018-2019	2019-2020	2020-2021
Pay Roll Cost	13104705.00	13555397.00	16829074.00	18570122.00	20492251.00	22614407.00	24957530.00
Repair And Maintenance	417762.00	400869.00	1311619.00	1442512.00	1586474.00	1744811.00	1918959.00
Com Of Stores And Spares	1097418.00	889389.00	1155277.00	1241922.00	1335067.00	1435197.00	1542836.00
Electricity And Water Charges	296108.00	395154.00	897900.00	965243.00	1037636.00	1115458.00	1199118.00
Admin And Other Charges	2600097.00	2941276.00	4612175.00	4927463.00	5370147.00	5690276.00	6160930.00
Other Outflows	1846771.00	1818396.00	2151995.00	2495943.00	2854714.00	3125286.00	3221121.00
Other 1	0.00	0.00	0.00	0.00	0.00	0.00	0.00
Other 2	0.00	0.00	0.00	0.00	0.00	0.00	0.00
Other 3	0.00	0.00	0.00	0.00	0.00	0.00	0.00
Other 4	0.00	0.00	0.00	0.00	0.00	0.00	0.00
Total Charge	19362861.00	20000481.00	26958040.00	29643205.00	32676289.00	35725435.00	39000494.00

-157-

Form F20 Reconciliation Statement for the Tariff Year (Only for ISP)

Financial Year	2014-2015	2015-2016	2016-2017	2017-2018	2018-2019	2019-2020	2020-2021
Revenue From Regulated Services	37140536.00	36367919.00	43039906.00	49918864.00	57094289.00	62505719.00	64422418.00
Revenue From Other Than Regulated Services	0.00	0.00	0.00	0.00	0.00	0.00	0.00
Total Revenue	37140536.00	36367919.00	43039906.00	49918864.00	57094289.00	62505719.00	64422418.00
Pay Roll Costs	13104705.00	13555397.00	16829074.00	18570122.00	20492251.00	22614407.00	24957530.00
Repair And Maintenance	417762.00	400869.00	1311619.00	1442512.00	1586474.00	1744819.00	1918959.00
Con Of Stores And Spares	1097418.00	889389.00	1155277.00	1241922.00	1335067.00	1435197.00	1542836.00
Electricity And Water Charges	296108.00	395154.00	897900.00	965243.00	1037636.00	1115458.00	1199118.00
Admin And Other Expenses	2600097.00	2941276.00	4612175.00	4927463.00	5370148.00	5690268.00	6160929.00
Other Outflows	1857027.00	1818396.00	2151995.00	2495943.00	2854714.00	3125286.00	3221121.00
Total Operating Expenditure	19373117.00	20000481.00	26958040.00	29643205.00	32676290.00	35725435.00	39000493.00
Profit Before Depreciation	17777675.00	18274854.00	16081866.00	20275659.00	24417999.00	26780292.00	25421925.00
Depreciation And Amortisation	5707712.00	3422272.00	3451788.00	4543352.00	6618264.00	7908632.00	7956325.00
Earning Before Interest And Taxation	12069963.00	14852583.00	12630078.00	15732307.00	17799735.00	18871660.00	17465600.00
Total Interest And Finance Charges	0.00	0.00	0.00	0.00	0.00	0.00	0.00
Profit Loss Before Tax	12069963.00	14852583.00	12630078.00	15732307.00	17799735.00	18871660.00	17465600.00
Tax	3916703.00	4993919.00	2977896.00	3630256.00	3292951.00	3491257.00	3231136.00
Profit Loss After Tax	8153260.00	9857584.00	9652182.00	12102050.00	14506784.00	15380403.00	14234464.00
Adjustment To Reconcile As Per Statutory Accounts	0.00	0.00	0.00	0.00	0.00	0.00	0.00
Operating Profit As Per Statutory	0.00	0.00	0.00	0.00	0.00	0.00	0.00

BHARAT STAR SERVICES

-158-

Accounts

-159-

BHARAT STARS SERVICES

Form F21: Reconciliation Statement for the Tariff Year (Only for AO)

Financial Year	2014-2015	2015-2016	2016-2017	2017-2018	2018-2019	2019-2020	2020-2021
Revenue From Regulated Services	0.00	0.00	0.00	0.00	0.00	0.00	0.00
Revenue From Other	0.00	0.00	0.00	0.00	0.00	0.00	0.00
Total Revenue	0.00	0.00	0.00	0.00	0.00	0.00	0.00
Pay Roll Costs	0.00	0.00	0.00	0.00	0.00	0.00	0.00
Repair And Maintenance	0.00	0.00	0.00	0.00	0.00	0.00	0.00
Stores And Spares	0.00	0.00	0.00	0.00	0.00	0.00	0.00
Electricity And Water Charges	0.00	0.00	0.00	0.00	0.00	0.00	0.00
Admin And Other Expenses	0.00	0.00	0.00	0.00	0.00	0.00	0.00
Other Outflows	0.00	0.00	0.00	0.00	0.00	0.00	0.00
Other 1	0.00	0.00	0.00	0.00	0.00	0.00	0.00
Other 2	0.00	0.00	0.00	0.00	0.00	0.00	0.00
Total Operating Expenditure	0.00	0.00	0.00	0.00	0.00	0.00	0.00
Profit Before Depreciation	0.00	0.00	0.00	0.00	0.00	0.00	0.00
Depreciation And Amortisation	0.00	0.00	0.00	0.00	0.00	0.00	0.00
Profit And Loss Before Tax	0.00	0.00	0.00	0.00	0.00	0.00	0.00
Earning Before Interest Taxation	0.00	0.00	0.00	0.00	0.00	0.00	0.00
Total Interest And Finance Charges	0.00	0.00	0.00	0.00	0.00	0.00	0.00
Tax	0.00	0.00	0.00	0.00	0.00	0.00	0.00
Profit And Loss After Tax	0.00	0.00	0.00	0.00	0.00	0.00	0.00
Balance Carried To Balance Sheet	0.00	0.00	0.00	0.00	0.00	0.00	0.00
Adjustment To	0.00	0.00	0.00	0.00	0.00	0.00	0.00

BHARAT STARS SERVICES

Reconcile							
Operating Profit	0.00	0.00	0.00	0.00	0.00	0.00	0.00

-181-

BHARAT STARS SERVICES

Form F21 Regulatory Asset Base (RAB) reconciliation Statement (Only for ISP)

Financial Year	2014-2015	2015-2016	2016-2017	2017-2018	2018-2019	2019-2020	2020-2021
Net Fixed Assets As Per The Statutory Accounts	30200000.00	26877728.00	44902565.00	56519213.00	73997949.00	67089317.00	60132992.00
Difference Between Net Fixed Asset And Rab	22501757.00	22501757.00	22501757.00	22501757.00	22501757.00	22501757.00	22501757.00
Difference Depreciation Regulatory Depreciation	0.00	0.00	0.00	0.00	0.00	0.00	0.00
Intercompany Transfers	0.00	0.00	0.00	0.00	0.00	0.00	0.00
Revaluation In Statutory Accounts	0.00	0.00	0.00	0.00	0.00	0.00	0.00
Reconciliation Adjustment 1	0.00	0.00	0.00	0.00	0.00	0.00	0.00
Reconciliation Adjustment 2	0.00	0.00	0.00	0.00	0.00	0.00	0.00
Other 1	0.00	0.00	0.00	0.00	0.00	0.00	0.00
Other 2	0.00	0.00	0.00	0.00	0.00	0.00	0.00
Closing Rab	0.00	0.00	0.00	0.00	0.00	0.00	0.00

-162-

BHARAT STARS SERVICES

Form F22: Regulatory Asset Base (RAB) reconciliation Statement (Only for AO)

Financial Year	2014-2015	2015-2016	2016-2017	2017-2018	2018-2019	2019-2020	2020-2021
Net Fixed Assets	0.00	0.00	0.00	0.00	0.00	0.00	0.00
Difference Between Net Fixed And Rab	0.00	0.00	0.00	0.00	0.00	0.00	0.00
Difference Between Depreciation	0.00	0.00	0.00	0.00	0.00	0.00	0.00
Intercompany Transfers	0.00	0.00	0.00	0.00	0.00	0.00	0.00
Revaluations	0.00	0.00	0.00	0.00	0.00	0.00	0.00
Reconciliation Adjustment1	0.00	0.00	0.00	0.00	0.00	0.00	0.00
Reconciliation Adjustment2	0.00	0.00	0.00	0.00	0.00	0.00	0.00
Other 1	0.00	0.00	0.00	0.00	0.00	0.00	0.00
Other 2	0.00	0.00	0.00	0.00	0.00	0.00	0.00
Closing Rab	0.00	0.00	0.00	0.00	0.00	0.00	0.00

-163-

BHARAT STARS SERVICES

Form F23(a): form to provide quarterly quality of services report on objective parameter (Only for AO)

Quality Of Service Parameter	Target Benchmark	Achieved Benchmark Month 1	Achieved Benchmark Month 2	Achieved Benchmark Month 3	Achieved Benchmark Month 4
Net Fixed Assets	NA	NA	NA	NA	NA
Difference Between Net Fixed Assets And Rab	NA	NA	NA	NA	NA
Difference Between Depreciation	NA	NA	NA	NA	NA
Revaluations In Statutory Accounts	NA	NA	NA	NA	NA
Reconciliation Adjustment1	NA	NA	NA	NA	NA
Reconciliation Adjustment2	NA	NA	NA	NA	NA
Other 1	NA	NA	NA	NA	NA
Other 2	NA	NA	NA	NA	NA
Closing Rab	NA	NA	NA	NA	NA

BHARAT STARS SERVICES

Form F23(b): form to provide quarterly quality of services report on Subjective parameter (Only for AO)

Quality Of Service Parameter	Target Benchmark	Achieved Benchmark Month 1	Achieved Benchmark Month 2	Achieved Benchmark Month 3	Achieved Benchmark Month 4
Subjective Parameter1	NA	NA	NA	NA	NA
Subjective Parameter2	NA	NA	NA	NA	NA
Other 1	NA	NA	NA	NA	NA
Other 2	NA	NA	NA	NA	NA
Other 3	NA	NA	NA	NA	NA
Other 4	NA	NA	NA	NA	NA
Other 5	NA	NA	NA	NA	NA
Other 6	NA	NA	NA	NA	NA

BHARAT STARS SERVICES

Form F24(a): Format to summarise rebate incidence on subjective parameter in quarterly quality of service performance report (Only for AO)

Quality Of Service Parameter	Rebate incidence per quarter on under performance	Calculated rebate incident Month 1	Calculated rebate incident Month 2	Calculated rebate incident Month 3	Calculated rebate incident Month 4
Subjective Parameter1	NA	NA	NA	NA	NA
Subjective Parameter2	NA	NA	NA	NA	NA
Other 1	NA	NA	NA	NA	NA
Other 2	NA	NA	NA	NA	NA
Other 3	NA	NA	NA	NA	NA
Other 4	NA	NA	NA	NA	NA
Other 5	NA	NA	NA	NA	NA
Other 6	NA	NA	NA	NA	NA

BHARAT STARS SERVICES

Form F24(b): Format to summarise rebate incidence on objective parameter in quarterly quality of service performance report (Only for AO)

Quality Of Service Parameter	Rebate incidence per quarter on under performance	Calculated rebate incident Month 1	Calculated rebate incident Month 2	Calculated rebate incident Month 3	Calculated rebate incident Month 4
Objective Parameter1	NA	NA	NA	NA	NA
Objective Parameter2	NA	NA	NA	NA	NA
Other 1	NA	NA	NA	NA	NA
Other 2	NA	NA	NA	NA	NA
Other 3	NA	NA	NA	NA	NA
Other 4	NA	NA	NA	NA	NA
Other 5	NA	NA	NA	NA	NA
Other 6	NA	NA	NA	NA	NA

-147-

BHARAT STARS SERVICES