



Airports Economic Regulatory Authority of India

TO CONSIDER THE ANNUAL TARIFF PROPOSAL FOR FY2019-20 & FY2020-21 OF THE SECOND CONTROL PERIOD IN RESPECT OF M/s AIR INDIA AIR TRANSPORT SERVICES LIMITED (AIATSL) FOR PROVIDING GROUND HANDLING SERVICES AT AMRITSAR, BHUBANESHWAR, CHANDIGARH, GOA, JAIPUR, PATNA, PUNE, VARANASI & LUCKNOW INTERNATIONAL AIRPORTS.

New Delhi: 17th Jan, 2019.

**AERA Building
Administrative Complex
Safdarjung Airport.
New Delhi.**

1. Brief Background:

- 1.1 M/s AIATSL is a subsidiary of Air India Limited and provides the services of Ground Handling at various Indian Airports. The Authority vide its Order No. 18/2019-20 dated 22.11.2019 determined tariff for Kolkata, Mumbai, Guwahati, Cochin, Ahmedabad & Calicut Airport for FY2019-20 and FY2020-21. The Authority is yet to determine tariff for Amritsar, Bhubaneswar, Chandigarh, Goa, Jaipur, Lucknow, Patna, Pune and Varanasi Airport.

2. MYTP/ATP/ACS Submissions made by AIATSL for 2nd control period.

M/s AIATSL submitted their MYTP/ATP for the complete Second Control Period (FY2016-17 to FY2020-21) online on 24th June, 2016. The increase in tariff sought by M/s AIATSL for FY2019-20 is 13% and for FY2020-21 is 2% year on Year (**Annexure I**) on the existing tariff. Further M/s AIATSL vide their letter dated 20.09.2019 submitted the Annual Compliance Statement (ACS) for FY2016-17, FY2017-18 and FY2018-19 for all the major airports (**Annexure II**). M/s AIATSL has submitted the consolidated Balance Sheet for FY2016-17, FY2017-18 and FY2018-19 (**Annexure III**). M/s AIATSL has submitted the bifurcation of financials (Balance Sheet for FY2016-17, FY2017-18 and FY2018-19) among all its stations where AIATSL is operating. M/s AIATSL has submitted the existing tariff/rates prevailing at above mentioned airports (**Annexure I**).

3. Principles for Determination of Aeronautical Tariff under “Light Touch Approach”.

- 3.1 The Authority vide its Order No. 12/2010-11 dated 10.01.2011 and Direction No. 04/2010-11 issued on 10.01.2011 finalized its approach in the matter of Regulatory Philosophy and Approach in Economic Regulation of the Services provided for Cargo Facility, Ground Handling and Supply of Fuel to the Aircraft at the major airports and issued the Airports Economic Regulatory Authority of India (Terms and Conditions for Determination of Tariff for Services provided for Cargo Facility, Ground Handling and supply of Fuel to the Aircraft) Guidelines, 2011 (“ the Guidelines”).

- 3.2 In accordance, to above mentioned AERA Guidelines and Directions the following procedure is followed:

a) Stage1: **Materiality:**

$$\text{Materiality Index (MIg)} = \frac{\text{Intl.Aircraft Movement at that Airport}}{\text{Total Intl.Aircraft Movement at major airports}} \times 100$$

Name Of the Airport	Materiality %	Tariff Determination Approach as per AERA Guidelines
Amritsar	0.77	"Non- Material" thereby under "Light Touch"
Bhubaneswar	0.00	"Non- Material" thereby under "Light Touch"
Chandigarh	0.00	"Non- Material" thereby under "Light Touch"
Goa	1.29	"Non- Material" thereby under "Light Touch"
Jaipur	0.82	"Non- Material" thereby under "Light Touch"
Patna	0.00	"Non- Material" thereby under "Light Touch"
Pune	0.33	"Non- Material" thereby under "Light Touch"
Varanasi	0.26	"Non- Material" thereby under "Light Touch"
Lucknow	0.90	"Non-Material" thereby under "Light Touch"

The materiality index and the percentage share of Ground Handling for above listed Airports, is less than 5% Materiality Index (MIg) for the above subject service. Hence the regulated service is deemed as '**Non-Material**' for the second control period. In accordance to AERA Guidelines, Air India has qualified for "Light Touch Approach" for the determination of tariff.

- 3.3 M/s AIATSL vide their email dated 24.09.2019 conveyed the concession rate charged by the respective Airport Operator.
- 3.4 M/s AIATSL has not conducted the stakeholder consultation with the users on the proposed ATP submitted for FY2019-20 and FY2020-21.

4 Authority's Examination on the proposal.

- 4.1 The services rendered by AIATSL for providing Ground Handling facility at above mentioned Airports are aeronautical services in terms of section 2(a)

of the Airports Economic Regulatory Authority of India Act, 2008 (Act) and under section 13 (1)(a) of the Act, the Authority is required to determine tariff for aeronautical services.

- 4.2 M/s AIATSL is the subsidiary company of Air India and AIATSL started their Ground Handling Operations from 1st April,2014 and submitted the Annual Compliance Statement (ACS) for the tariff year FY2016-17, FY2017-18 and FY2018-19 of Second control period and Annual Tariff Proposal (ATP) for FYs.2019-20 and FY2020-21. M/s AIATSL has not submitted any evidence of stakeholder consultation meeting for the proposed ATP.
- 4.3 The Authority observed that M/s AIATSL for the above mentioned airports has requested for 13% increase in tariff for FY2019-20 and 2% increase (year on year) for FY2020-21.
- 4.4 Based on the ACS submission by AIATSL a comparative scenario of revenue, cost and return on average RAB for the FY2016-17, FY2017-18 and FY2018-19 is prepared and annexed as “**Annexure-IV**”. The Authority observed the following parameters in the financials as submitted by AIATSL:

Name Of the Airport		FY2016-17	FY2017-18	FY2018-19	Proposed
Amritsar	Return on RAB	395%	87%	28%	Considering the trend/current increase in inflation and since M/s AIATSL is earning a reasonable profit margin at Amritsar, it is proposed that, a 2% increase in tariff for FY2020-21 may be allowed.
	Profit Margin	15%	21%	30%	
Bhubaneshwar	Return on RAB	174%	115%	107%	Considering the trend/current increase in inflation and since M/s AIATSL is earning a reasonable profit margin at Bhubaneshwar, it is proposed that, a 2% increase in tariff for FY2020-21 may be allowed.
	Profit Margin	15%	22%	21%	
Chandigarh	Return on RAB	16%	10%	5%	Considering the trend/current increase in inflation and since M/s AIATSL is earning 12% profit margin (in an avg.) at Chandigarh, it is proposed that a 13% one-time increase on the existing tariff may be allowed for FY2020-21.
	Profit Margin	13%	15%	9%	
Goa	Return on RAB	364%	166%	91%	Considering the trend/current increase in inflation and since M/s AIATSL is earning a reasonable profit margin at Goa, it is proposed that, a 2% increase in tariff for FY2020-21 may be allowed.
	Profit Margin	16%	22%	21%	
Jaipur	Return on RAB	437%	38%	15%	Considering the trend/current increase in inflation and since

	Profit Margin	15%	19%	15%	M/s AIATSL is earning 16% profit margin (in an avg.) at Jaipur, it is proposed that a 13% one-time increase on the existing tariff may be allowed for FY2020-21.
Patna	Return on RAB	50%	40%	30%	Considering the trend/current increase in inflation and since M/s AIATSL is earning a reasonable profit margin at Patna, it is proposed that, a 2% increase in tariff for FY2020-21 may be allowed.
	Profit Margin	15%	20%	19%	
Pune	Return on RAB	70%	44%	33%	Considering the trend/current increase in inflation and since M/s AIATSL is earning a reasonable profit margin at Pune, it is proposed that, a 2% increase in tariff for FY2020-21 may be allowed..
	Profit Margin	15%	20%	19%	
Varanasi	Return on RAB	158%	127%	85%	Considering the trend/current increase in inflation and since M/s AIATSL is earning a reasonable profit margin at Varanasi, it is proposed that, a 2% increase in tariff for FY2020-21 may be allowed.
	Profit Margin	16%	22%	21%	
Lucknow	Return on RAB	653%	150%	34%	Considering the trend/current increase in inflation and since M/s AIATSL is earning a reasonable profit margin at Lucknow, it is proposed that, a 2% increase in tariff for FY2020-21 may be allowed.
	Profit Margin	15%	22%	19%	

5 **Proposal**

The Authority, after careful consideration of the MYTP/ATP submitted by M/s AIATSL for FY2019-20 and FY2020-21 of Second Control Period, makes the following proposal for stakeholder consultation:

- 5.1 The Authority in accordance to the provisions of Chapter V of the AERA Guidelines) and since all the above mentioned airports are “**Non-Material**” the Authority decided that the tariff will be determined under “**Light Touch Approach**” for the duration of Second Control Period (01.04.2016 to 31.03.2021).
- 5.2 In accordance with the provisions of Section 13(4) of the AERA Act 2008, the proposal contained in para. 4.4 above, is hereby put forth for stakeholder consultation. The Authority shall pass an Order, in the matter, only after considering the submissions of the stakeholders in response. The tariff for the period from the date of issue of tariff order to 31.03.2021 of the second control period for Ground Handling Services provided by AIATSL at all the subject Airports, is proposed as **Annexure-V**.

- 5.3 Tariff determined as above will be maximum tariff to be charged inclusive of Concession fee/Royalty. Any statutory taxes as applicable would be paid extra. No other charge is to be levied over and above the approved tariff.
- 5.4 AIATSL should not exceed the tariff charges for its Non-Schedule Operations as approved by AERA for schedule operations for similar class of aircraft.
- 5.5 In accordance with the provisions of Section 13(4) of the AERA Act, the proposal contained in para 5 above is hereby put forth for stakeholder consultation. To assist the stakeholders in making their submissions in a meaningful and constructive manner, necessary documents are enclosed as annexures to the consultation paper. For removal of doubts, it is clarified that the contents of this Consultation Paper may not be construed as any Order or Direction of this Authority. The Authority shall pass an Order, in the matter, only after considering the submissions of the stakeholders in response here to and by making such decision fully documented and explained in terms of the provisions of the Act.
- 5.6 The Authority welcomes written evidence-based feedback, comments and suggestions from stakeholders on the proposal made in para 5 above, latest by **6th Feb, 2020** at the following address:

**Secretary,
Airports Economic Regulatory Authority of India,
AERA Building,
Administrative Complex,
Safdarjung Airport,
New Delhi- 110003
Email: gita.sahu@aera.gov.in**

Chairperson

AIR INDIA AIR TRANSPORT SERVICES LTD. (AIATSL)

Amritsar Airport

[In Rupees]

Sr.No.	STATION	SERVICES	A/C Type	Existing Rates (In INR)	PROJECTION		
					FY 2019-20	FY 2020-21	
Rates are inclusive of Airport Royalty and excludes Govt. Taxes							
1	AMRITSAR	Comprehensive	B737	161,843	182,883	186,540	Per flight
	AMRITSAR	Comprehensive	B757	161,843	182,883	186,540	Per flight
	AMRITSAR	Comprehensive	B767	291,319	329,190	335,774	Per flight
	AMRITSAR	Comprehensive	B777	291,319	329,190	335,774	Per flight
	AMRITSAR	Comprehensive	B787-800	197,750	223,458	227,927	Per flight
	AMRITSAR	Comprehensive	B787-900	203,400	229,842	234,439	Per flight
	AMRITSAR	Comprehensive	B737F	28,250	31,923	32,561	Per flight
	AMRITSAR	Comprehensive	TU-154	83,754	94,643	96,535	Per flight
	AMRITSAR	Comprehensive	IL-62	101,961	115,216	117,520	Per flight
	AMRITSAR	Comprehensive	A330	161,843	182,883	186,540	Per flight
	AMRITSAR	Comprehensive	Fokker 100	85,373	96,471	98,400	Per flight
	AMRITSAR	Comprehensive	A319	85,373	96,471	98,400	Per flight
	AMRITSAR	Comprehensive	A320	85,373	96,471	98,400	Per flight

	AMRITSAR	Comprehensive	A321	85,373	96,471	98,400	Per flight
	AMRITSAR	Comprehensive	ERJ 190	72,830	82,297	83,943	Per flight
	AMRITSAR	Comprehensive	Upto and 190 tons (Narrow Body Aircraft)	165,161	186,632	190,364	Transit
	AMRITSAR	Comprehensive	Upto and 190 tons (Narrow Body Aircraft)	206,451	233,290	237,955	Turnaround within 4 hours
	AMRITSAR	Comprehensive	Upto and 190 tons (Narrow Body Aircraft)	271,897	307,244	313,389	Turnaround beyond 4 hours
	AMRITSAR	Comprehensive	Upto and 190 tons (Wide Body Aircraft)	306,727	346,602	353,534	Transit
	AMRITSAR	Comprehensive	Upto and 190 tons (Wide Body Aircraft)	383,409	433,252	441,917	Turnaround within 4 hours
	AMRITSAR	Comprehensive	Upto and 190 tons (Wide Body Aircraft)	504,952	570,596	582,007	Turnaround beyond 4 hours
	AMRITSAR	Comprehensive	Above 190 & Upto 300 tons	362,764	409,923	418,122	Transit
	AMRITSAR	Comprehensive	Above 190 & Upto 300 tons	454,192	513,237	523,502	Turnaround within 4 hours
	AMRITSAR	Comprehensive	Above 190 & Upto 300 tons	597,203	674,839	688,336	Turnaround beyond 4 hours

	AMRITSAR	Comprehensive	Above 300 tons	417,818	472,134	481,576	Transit
	AMRITSAR	Comprehensive	Above 300 tons	523,009	591,000	602,820	Turnaround within 4 hours
	AMRITSAR	Comprehensive	Above 300 tons	687,836	777,254	792,799	Turnaround beyond 4
	AMRITSAR	Comprehensive	Up to including 5 Ton	14,690	16,600	16,932	Per flight
	AMRITSAR	Comprehensive	Up to including 5 Ton(Foreign)	24,277	27,433	27,982	Per flight
	AMRITSAR	Comprehensive	Above 5 tons & Up to & including 10 tons	16,385	18,515	18,885	Per flight
	AMRITSAR	Comprehensive	Above 5 tons & Up to & including 10 tons(Foreign)	40,461	45,721	46,635	Per flight
	AMRITSAR	Comprehensive	Above 10 tons & Up to & including 20 tons	25,425	28,730	29,305	Per flight
	AMRITSAR	Comprehensive	Above 10 tons & Up to & including 20 tons(Foreign)	52,599	59,437	60,626	Per flight
	AMRITSAR	Comprehensive	Above 20 tons & Up to & Including 30 tons	28,250	31,923	32,561	Per flight
	AMRITSAR	Comprehensive	Above 20 tons & Up to & Including 30 tons(Foreign)	60,691	68,581	69,953	Per flight

	AMRITSAR	Comprehensive	Above 30 tons & Up to & including 50 tons	46,330	52,353	53,400	Per flight
	AMRITSAR	Comprehensive	Above 30 tons & Up to & including 50 tons(Foreign)	82,945	93,728	95,603	Per flight
	AMRITSAR	Comprehensive	Above 50 tons & Up to & including 70 tons	54,240	61,291	62,517	Per flight
	AMRITSAR	Comprehensive	Above 50 tons & Up to & including 70 tons(Foreign)	127,452	144,020	146,901	Per flight
	AMRITSAR	Comprehensive	Above 70 tons & Up to & Including 100 tons	79,100	89,383	91,171	Per flight
	AMRITSAR	Comprehensive	Above 70 tons & Up to & Including 100 tons(Foreign)	165,890	187,455	191,204	Per flight
	AMRITSAR	Comprehensive	Falcon 2000EX Easy	23,165	26,176	26,700	Per flight
	AMRITSAR	Comprehensive	Gulfstream200	28,250	31,923	32,561	Per flight
	AMRITSAR	Comprehensive	Hawker 850 XP	25,425	28,730	29,305	Per flight
	AMRITSAR	Comprehensive	B1900D	14,690	16,600	16,932	Per flight
	AMRITSAR	Comprehensive	Bell	14,690	16,600	16,932	Per flight
	AMRITSAR	Comprehensive	Gulfstream 5	37,290	42,138	42,980	Per flight
	AMRITSAR	Comprehensive	B747 Cargo Freighter	687,834	777,253	792,798	Per flight

	AMRITSAR	Comprehensive	Diamond DA42	14,690	16,600	16,932	Per flight
	AMRITSAR	Comprehensive	Embraer 500(Phenom 100)	14,690	16,600	16,932	Per flight
	AMRITSAR	Comprehensive	Gulfstream-V/IV/Global Jet/Embraer-135/ Challenger-604/Falcon 900/Lear Jet/Citation	40,462	45,722	46,636	Below 20 tons
	AMRITSAR	Comprehensive	Gulfstream-V/IV/Global Jet/Embraer-135/ Challenger-604/Falcon 900/Lear Jet/Citation	92,574	104,609	106,701	20 to 40 tons
	AMRITSAR	Comprehensive	Gulfstream-V/IV/Global Jet/Embraer-135/ Challenger-604/Falcon 900/Lear Jet/Citation	127,452	144,020	146,901	41 to 70 Tons
	AMRITSAR	Comprehensive	Gulfstream-V/IV/Global Jet/Embraer-135/ Challenger-604/Falcon 900/Lear Jet/Citation	44,507	50,293	51,299	Per flight (Foreign aircraft)
	AMRITSAR	Comprehensive	Gulfstream-V/IV/Global Jet/Embraer-135/ Challenger-604/Falcon 900/Lear Jet/Citation	121,382	137,162	139,905	50 to 70 tons

	AMRITSAR	Comprehensive	Gulfstream-V/IV/Global Jet/Embraer-135/ Challenger-604/Falcon 900/Lear Jet/Citation	165,890	187,455	191,204	70 to 100 Tons
	AMRITSAR	Comprehensive	Bell 407 GX Helicopter	9,605	10,854	11,071	Per flight
	AMRITSAR	Comprehensive	Pilatus PC-12-47 E	9,605	10,854	11,071	Per flight
	AMRITSAR	Comprehensive	Beechcraft B200 GT	11,272	12,737	12,992	Per flight
	AMRITSAR	Comprehensive	Learjet 45 XR	11,272	12,737	12,992	Per flight
	AMRITSAR	Comprehensive	Embrear EMB500	14,690	16,600	16,932	Per flight
	AMRITSAR	Comprehensive	Piaggion P180	14,690	16,600	16,932	Per flight

AIR INDIA AIR TRANSPORT SERVICES LTD. (AIATSL)

Bhubaneswar Airport

[In Rupees]

					PROJECTION		
Sr.No.	STATION	SERVICES	A/C Type	Existing	FY 2019-20	FY 2020-21	
	Rates are inclusive of Airport Royalty and excludes Govt. Taxes						
2	Bhubneshwar	Comprehensive	B737	76,876	86,870	88,607	Per flight
	Bhubneshwar	Comprehensive	Fokker 100	85,373	96,471	98,400	Per flight
	Bhubneshwar	Comprehensive	A319	85,373	96,471	98,400	Per flight
	Bhubneshwar	Comprehensive	A320	85,373	96,471	98,400	Per flight
	Bhubneshwar	Comprehensive	A321	85,373	96,471	98,400	Per flight
	Bhubneshwar	Comprehensive	ERJ 190	72,830	82,297	83,943	Per flight
	Bhubneshwar	Comprehensive	Upto and 190 tons (Narrow Body Aircraft)	165,161	186,632	190,364	Transit
	Bhubneshwar	Comprehensive	Upto and 190 tons (Narrow Body Aircraft)	206,451	233,290	237,955	Turnaround within 4 hours
	Bhubneshwar	Comprehensive	Upto and 190 tons (Narrow Body Aircraft)	271,897	307,244	313,389	Turnaround beyond 4 hours
	Bhubneshwar	Comprehensive	Upto and 190 tons (Wide Body Aircraft)	306,727	346,602	353,534	Transit
	Bhubneshwar	Comprehensive	Upto and 190 tons (Wide Body Aircraft)	383,409	433,252	441,917	Turnaround within 4 hours
	Bhubneshwar	Comprehensive	Upto and 190 tons (Wide Body Aircraft)	504,952	570,596	582,007	Turnaround beyond 4 hours

(13)

	Bhubneshwar	Comprehensive	Above 190 & Upto 300 tons	362,764	409,923	418,122	Transit
	Bhubneshwar	Comprehensive	Above 190 & Upto 300 tons	454,192	513,237	523,502	Turnaround within 4 hours
	Bhubneshwar	Comprehensive	Above 190 & Upto 300 tons	597,203	674,839	688,336	Turnaround beyond 4 hours
	Bhubneshwar	Comprehensive	Above 300 tons	417,818	472,134	481,576	Transit
	Bhubneshwar	Comprehensive	Above 300 tons	523,009	591,000	602,820	Turnaround within 4 hours
	Bhubneshwar	Comprehensive	Above 300 tons	687,836	777,254	792,799	Turnaround beyond 4 hours
	Bhubneshwar	Comprehensive	Up to including 5 Ton	14,690	16,600	16,932	Per flight
	Bhubneshwar	Comprehensive	Up to including 5 Ton(Foreign)	24,277	27,433	27,982	Per flight
	Bhubneshwar	Comprehensive	Above 5 tons & Up to & including 10 tons	16,385	18,515	18,885	Per flight
	Bhubneshwar	Comprehensive	Above 5 tons & Up to & including 10 tons(Foreign)	40,461	45,721	46,635	Per flight
	Bhubneshwar	Comprehensive	Above 10 tons & Up to & including 20 tons	25,425	28,730	29,305	Per flight
	Bhubneshwar	Comprehensive	Above 10 tons & Up to & including 20 tons(Foreign)	52,599	59,437	60,626	Per flight

	Bhubneshwar	Comprehensive	Above 20 tons & Up to & Including 30 tons	28,250	31,923	32,561	Per flight
	Bhubneshwar	Comprehensive	Above 20 tons & Up to & Including 30 tons(Foreign)	60,691	68,581	69,953	Per flight
	Bhubneshwar	Comprehensive	Above 30 tons & Up to & including 50 tons	46,330	52,353	53,400	Per flight
	Bhubneshwar	Comprehensive	Above 30 tons & Up to & including 50 tons(Foreign)	82,945	93,728	95,603	Per flight
	Bhubneshwar	Comprehensive	Above 50 tons & Up to & including 70 tons	54,240	61,291	62,517	Per flight
	Bhubneshwar	Comprehensive	Above 50 tons & Up to & including 70 tons(Foreign)	127,452	144,020	146,901	Per flight
	Bhubneshwar	Comprehensive	Above 70 tons & Up to & Including 100 tons	79,100	89,383	91,171	Per flight
	Bhubneshwar	Comprehensive	Above 70 tons & Up to & Including 100 tons(Foreign)	165,890	187,455	191,204	Per flight
	Bhubneshwar	Comprehensive	Falcon 2000EX Easy	23,165	26,176	26,700	Per flight
	Bhubneshwar	Comprehensive	Gulfstream200	28,250	31,923	32,561	Per flight
	Bhubneshwar	Comprehensive	Hawker 850 XP	25,425	28,730	29,305	Per flight

5

	Bhubneshwar	Comprehensive	B1900D	14,690	16,600	16,932	Per flight
	Bhubneshwar	Comprehensive	Bell	14,690	16,600	16,932	Per flight
	Bhubneshwar	Comprehensive	Gulfstream 5	37,290	42,138	42,980	Per flight
	Bhubneshwar	Comprehensive	B747 Cargo Freighter	687,834	777,253	792,798	Per flight
	Bhubneshwar	Comprehensive	Diamond DA42	14,690	16,600	16,932	Per flight
	Bhubneshwar	Comprehensive	Embraer 500(Phenom 100)	14,690	16,600	16,932	Per flight
	Bhubneshwar	Comprehensive	Gulfstream-V/IV/Global Jet/Embraer-135/ Challenger-604/Falcon 900/Lear Jet/Citation	40,462	45,722	46,636	Below 20 tons
	Bhubneshwar	Comprehensive	Gulfstream-V/IV/Global Jet/Embraer-135/ Challenger-604/Falcon 900/Lear Jet/Citation	92,574	104,609	106,701	20 to 40 tons

	Bhubneshwar	Comprehensive	Gulfstream-V/IV/Global Jet/Embraer-135/ Challenger-604/Falcon 900/Lear Jet/Citation	127,452	144,020	146,901	41 to 70 Tons
	Bhubneshwar	Comprehensive	Gulfstream-V/IV/Global Jet/Embraer-135/ Challenger-604/Falcon 900/Lear Jet/Citation	44,507	50,293	51,299	Per flight (Foreign aircraft)
	Bhubneshwar	Comprehensive	Gulfstream-V/IV/Global Jet/Embraer-135/ Challenger-604/Falcon 900/Lear Jet/Citation	121,382	137,162	139,905	50 to 70 tons
	Bhubneshwar	Comprehensive	Gulfstream-V/IV/Global Jet/Embraer-135/ Challenger-604/Falcon 900/Lear Jet/Citation	165,890	187,455	191,204	70 to 100 Tons
	Bhubneshwar	Comprehensive	Bell 407 GX Helicopter	9,605	10,854	11,071	Per flight
	Bhubneshwar	Comprehensive	Pilatus PC-12-47 E	9,605	10,854	11,071	Per flight

	Bhubneshwar	Comprehensive	Beechcraft B200 GT	11,272	12,737	12,992	Per flight
	Bhubneshwar	Comprehensive	Learjet 45 XR	11,272	12,737	12,992	Per flight
	Bhubneshwar	Comprehensive	Embrear EMB500	14,690	16,600	16,932	Per flight
	Bhubneshwar	Comprehensive	Piaggion P180	14,690	16,600	16,932	Per flight

AIR INDIA AIR TRANSPORT SERVICES LTD. (AIATSL)

Chandigarh Airport

[In Rupees]

Sr.No.	STATION	SERVICES	A/C Type	Existing Rates (In INR)	PROJECTION		
					FY 2019-20	FY 2020-21	
	Rates are inclusive of Airport Royalty and excludes Govt. Taxes						
3	Chandigarh	Comprehensive	B737	82,540	93,270	95,135	Per flight
	Chandigarh	Comprehensive	A320	82,540	93,270	95,135	Per flight
	Chandigarh	Comprehensive	A321	82,540	93,270	95,135	Per flight
	Chandigarh	Comprehensive	Fokker 100	85,373	96,471	98,400	Per flight
	Chandigarh	Comprehensive	A319	85,373	96,471	98,400	Per flight
	Chandigarh	Comprehensive	A320	85,373	96,471	98,400	Per flight
	Chandigarh	Comprehensive	A321	85,373	96,471	98,400	Per flight
	Chandigarh	Comprehensive	ERJ 190	72,830	82,297	83,943	Per flight
	Chandigarh	Comprehensive	Upto and 190 tons (Narrow Body Aircraft)	165,161	186,632	190,364	Transit
	Chandigarh	Comprehensive	Upto and 190 tons (Narrow Body Aircraft)	206,451	233,290	237,955	Turnaround within 4 hours
	Chandigarh	Comprehensive	Upto and 190 tons (Narrow Body Aircraft)	271,897	307,244	313,389	Turnaround beyond 4 hours

(6)

	Chandigarh	Comprehensive	Upto and 190 tons (Wide Body Aircraft)	306,727	346,602	353,534	Transit
	Chandigarh	Comprehensive	Upto and 190 tons (Wide Body Aircraft)	383,409	433,252	441,917	Turnaround within 4 hours
	Chandigarh	Comprehensive	Upto and 190 tons (Wide Body Aircraft)	504,952	570,596	582,007	Turnaround beyond 4 hours
	Chandigarh	Comprehensive	Above 190 & Upto 300 tons	362,764	409,923	418,122	Transit
	Chandigarh	Comprehensive	Above 190 & Upto 300 tons	454,192	513,237	523,502	Turnaround within 4 hours
	Chandigarh	Comprehensive	Above 190 & Upto 300 tons	597,203	674,839	688,336	Turnaround beyond 4 hours
	Chandigarh	Comprehensive	Above 300 tons	417,818	472,134	481,576	Transit
	Chandigarh	Comprehensive	Above 300 tons	523,009	591,000	602,820	Turnaround within 4 hours
	Chandigarh	Comprehensive	Above 300 tons	687,836	777,254	792,799	Turnaround beyond 4 hours
	Chandigarh	Comprehensive	Up to including 5 Ton	14,690	16,600	16,932	Per flight
	Chandigarh	Comprehensive	Up to including 5 Ton(Foreign)	24,277	27,433	27,982	Per flight
	Chandigarh	Comprehensive	Above 5 tons & Up to & including 10 tons	16,385	18,515	18,885	Per flight
	Chandigarh	Comprehensive	Above 5 tons & Up to & including 10 tons(Foreign)	40,461	45,721	46,635	Per flight

	Chandigarh	Comprehensive	Above 10 tons & Up to & including 20 tons	25,425	28,730	29,305	Per flight
	Chandigarh	Comprehensive	Above 10 tons & Up to & including 20 tons(Foreign)	52,599	59,437	60,626	Per flight
	Chandigarh	Comprehensive	Above 20 tons & Up to & Including 30 tons	28,250	31,923	32,561	Per flight
	Chandigarh	Comprehensive	Above 20 tons & Up to & Including 30 tons(Foreign)	60,691	68,581	69,953	Per flight
	Chandigarh	Comprehensive	Above 30 tons & Up to & including 50 tons	46,330	52,353	53,400	Per flight
	Chandigarh	Comprehensive	Above 30 tons & Up to & including 50 tons(Foreign)	82,945	93,728	95,603	Per flight
	Chandigarh	Comprehensive	Above 50 tons & Up to & including 70 tons	54,240	61,291	62,517	Per flight
	Chandigarh	Comprehensive	Above 50 tons & Up to & including 70 tons(Foreign)	127,452	144,020	146,901	Per flight
	Chandigarh	Comprehensive	Above 70 tons & Up to & Including 100 tons	79,100	89,383	91,171	Per flight

	Chandigarh	Comprehensive	Above 70 tons & Up to & Including 100 tons(Foreign)	165,890	187,455	191,204	Per flight
	Chandigarh	Comprehensive	Falcon 2000EX Easy	23,165	26,176	26,700	Per flight
	Chandigarh	Comprehensive	Gulfstream200	28,250	31,923	32,561	Per flight
	Chandigarh	Comprehensive	Hawker 850 XP	25,425	28,730	29,305	Per flight
	Chandigarh	Comprehensive	B1900D	14,690	16,600	16,932	Per flight
	Chandigarh	Comprehensive	Bell	14,690	16,600	16,932	Per flight
	Chandigarh	Comprehensive	Gulfstream 5	37,290	42,138	42,980	Per flight
	Chandigarh	Comprehensive	B747 Cargo Freighter	687,834	777,253	792,798	Per flight
	Chandigarh	Comprehensive	Diamond DA42	14,690	16,600	16,932	Per flight
	Chandigarh	Comprehensive	Embraer 500(Phenom 100)	14,690	16,600	16,932	Per flight
	Chandigarh	Comprehensive	Gulfstream-V/IV/Global Jet/Embraer-135/ Challenger-604/Falcon 900/Lear Jet/Citation	40,462	45,722	46,636	Below 20 tons

	Chandigarh	Comprehensive	Gulfstream-V/IV/Global Jet/Embraer-135/ Challenger- 604/Falcon 900/Lear Jet/Citation	92,574	104,609	106,701	20 to 40 tons
	Chandigarh	Comprehensive	Gulfstream-V/IV/Global Jet/Embraer-135/ Challenger- 604/Falcon 900/Lear Jet/Citation	127,452	144,020	146,901	41 to 70 Tons
	Chandigarh	Comprehensive	Gulfstream-V/IV/Global Jet/Embraer-135/ Challenger- 604/Falcon 900/Lear Jet/Citation	44,507	50,293	51,299	Per flight (Foreign aircraft)
	Chandigarh	Comprehensive	Gulfstream-V/IV/Global Jet/Embraer-135/ Challenger- 604/Falcon 900/Lear Jet/Citation	121,382	137,162	139,905	50 to 70 tons
	Chandigarh	Comprehensive	Gulfstream-V/IV/Global Jet/Embraer-135/ Challenger- 604/Falcon 900/Lear Jet/Citation	165,890	187,455	191,204	70 to 100 Tons

	Chandigarh	Comprehensive	Bell 407 GX Helicopter	9,605	10,854	11,071	Per flight
	Chandigarh	Comprehensive	Pilatus PC-12-47 E	9,605	10,854	11,071	Per flight
	Chandigarh	Comprehensive	Beechcraft B200 GT	11,272	12,737	12,992	Per flight
	Chandigarh	Comprehensive	Learjet 45 XR	11,272	12,737	12,992	Per flight
	Chandigarh	Comprehensive	Embrear EMB500	14,690	16,600	16,932	Per flight
	Chandigarh	Comprehensive	Piaggion P180	14,690	16,600	16,932	Per flight

AIR INDIA AIR TRANSPORT SERVICES LTD. (AIATSL)

Goa Airport

[In Rupees]

Sr.No.	STATION	SERVICES	A/C Type	Existing Rates (In INR)	PROJECTION		
					FY 2019-20	FY 2020-21	
	Rates are inclusive of Airport Royalty and excludes Govt. Taxes						
4	GOA	Comprehensive	A300	299,410	338,334	345,100	Per flight
	GOA	Comprehensive	A300-600	299,410	338,334	345,100	Per flight
	GOA	Comprehensive	A310	420,793	475,496	485,006	Per flight
	GOA	Comprehensive	A321	146,468	165,509	168,819	Per flight
	GOA	Comprehensive	A-330	396,517	448,064	457,025	Per flight
	GOA	Comprehensive	A340	497,669	562,366	573,613	Per flight
	GOA	Comprehensive	ATR-72	17,854	20,175	20,579	Per flight
	GOA	Comprehensive	B1900D	14,690	16,600	16,932	Per flight
	GOA	Comprehensive	B-707	226,581	256,036	261,157	Per flight
	GOA	Comprehensive	B737	154,560	174,653	178,146	Per flight
	GOA	Comprehensive	B-747	458,017	517,559	527,911	Per flight
	GOA	Comprehensive	B757	169,936	192,028	195,868	Per flight
	GOA	Comprehensive	B757-200	169,936	192,028	195,868	Per flight
	GOA	Comprehensive	B757-300	161,843	182,883	186,540	Per flight
	GOA	Comprehensive	B767	315,595	356,623	363,755	Per flight
	GOA	Comprehensive	B767-300	299,410	338,334	345,100	Per flight

25

	GOA	Comprehensive	B777	388,425	438,920	447,699	Per flight
	GOA	Comprehensive	I-96	436,978	493,785	503,661	Per flight
	GOA	Comprehensive	IL-62	226,581	256,036	261,157	Per flight
	GOA	Comprehensive	IL-86	436,978	493,785	503,661	Per flight
	GOA	Comprehensive	L1011	436,978	493,785	503,661	Per flight
	GOA	Comprehensive	MD-11	396,517	448,064	457,025	Per flight
	GOA	Comprehensive	MD-82	190,167	214,888	219,186	Per flight
	GOA	Comprehensive	MD-83	151,324	170,996	174,416	Per flight
	GOA	Comprehensive	Sukhoi Superjet 100	97,107	109,730	111,925	Per flight
	GOA	Comprehensive	TU-154	190,167	214,888	219,186	Per flight
	GOA	Comprehensive	TU-154M	182,074	205,743	209,858	Per flight
	GOA	Comprehensive	TU-204	182,074	205,743	209,858	Per flight
	GOA	Comprehensive	Fokker 100	85,373	96,471	98,400	Per flight
	GOA	Comprehensive	A319	85,373	96,471	98,400	Per flight
	GOA	Comprehensive	A320	85,373	96,471	98,400	Per flight
	GOA	Comprehensive	A321	85,373	96,471	98,400	Per flight
	GOA	Comprehensive	ERJ 190	72,830	82,297	83,943	Per flight

	GOA	Comprehensive	Upto and 190 tons (Narrow Body Aircraft)	165,161	186,632	190,364	Transit
	GOA	Comprehensive	Upto and 190 tons (Narrow Body Aircraft)	206,451	233,290	237,955	Turnaround within 4 hours
	GOA	Comprehensive	Upto and 190 tons (Narrow Body Aircraft)	271,897	307,244	313,389	Turnaround beyond 4 hours
	GOA	Comprehensive	Upto and 190 tons (Wide Body Aircraft)	306,727	346,602	353,534	Transit
	GOA	Comprehensive	Upto and 190 tons (Wide Body Aircraft)	383,409	433,252	441,917	Turnaround within 4 hours
	GOA	Comprehensive	Upto and 190 tons (Wide Body Aircraft)	504,952	570,596	582,007	Turnaround beyond 4 hours
	GOA	Comprehensive	Above 190 & Upto 300 tons	362,764	409,923	418,122	Transit
	GOA	Comprehensive	Above 190 & Upto 300 tons	454,192	513,237	523,502	Turnaround within 4 hours
	GOA	Comprehensive	Above 190 & Upto 300 tons	597,203	674,839	688,336	Turnaround beyond 4 hours
	GOA	Comprehensive	Above 300 tons	417,818	472,134	481,576	Transit
	GOA	Comprehensive	Above 300 tons	523,009	591,000	602,820	Turnaround within 4 hours

	GOA	Comprehensive	Above 300 tons	687,836	777,254	792,799	Turnaround beyond 4 hours
	GOA	Comprehensive	Up to including 5 Ton	14,690	16,600	16,932	Per flight
	GOA	Comprehensive	Up to including 5 Ton(Foreign)	24,277	27,433	27,982	Per flight
	GOA	Comprehensive	Above 5 tons & Up to & including 10 tons	16,385	18,515	18,885	Per flight
	GOA	Comprehensive	Above 5 tons & Up to & including 10 tons(Foreign)	40,461	45,721	46,635	Per flight
	GOA	Comprehensive	Above 10 tons & Up to & including 20 tons	25,425	28,730	29,305	Per flight
	GOA	Comprehensive	Above 10 tons & Up to & including 20 tons(Foreign)	52,599	59,437	60,626	Per flight
	GOA	Comprehensive	Above 20 tons & Up to & Including 30 tons	28,250	31,923	32,561	Per flight
	GOA	Comprehensive	Above 20 tons & Up to & Including 30 tons(Foreign)	60,691	68,581	69,953	Per flight
	GOA	Comprehensive	Above 30 tons & Up to & including 50 tons	46,330	52,353	53,400	Per flight

	GOA	Comprehensive	Above 30 tons & Up to & including 50 tons(Foreign)	82,945	93,728	95,603	Per flight
	GOA	Comprehensive	Above 50 tons & Up to & including 70 tons	54,240	61,291	62,517	Per flight
	GOA	Comprehensive	Above 50 tons & Up to & including 70 tons(Foreign)	127,452	144,020	146,901	Per flight
	GOA	Comprehensive	Above 70 tons & Up to & Including 100 tons	79,100	89,383	91,171	Per flight
	GOA	Comprehensive	Above 70 tons & Up to & Including 100 tons(Foreign)	165,890	187,455	191,204	Per flight
	GOA	Comprehensive	Falcon 2000EX Easy	23,165	26,176	26,700	Per flight
	GOA	Comprehensive	Gulfstream200	28,250	31,923	32,561	Per flight
	GOA	Comprehensive	Hawker 850 XP	25,425	28,730	29,305	Per flight
	GOA	Comprehensive	B1900D	14,690	16,600	16,932	Per flight
	GOA	Comprehensive	Bell	14,690	16,600	16,932	Per flight
	GOA	Comprehensive	Gulfstream 5	37,290	42,138	42,980	Per flight
	GOA	Comprehensive	B747 Cargo Freighter	687,834	777,253	792,798	Per flight
	GOA	Comprehensive	Diamond DA42	14,690	16,600	16,932	Per flight

	GOA	Comprehensive	Embraer 500(Phenom 100)	14,690	16,600	16,932	Per flight
	GOA	Comprehensive	Gulfstream-V/IV/Global Jet/Embraer-135/ Challenger-604/Falcon 900/Lear Jet/Citation	40,462	45,722	46,636	Below 20 tons
	GOA	Comprehensive	Gulfstream-V/IV/Global Jet/Embraer-135/ Challenger-604/Falcon 900/Lear Jet/Citation	92,574	104,609	106,701	20 to 40 tons
	GOA	Comprehensive	Gulfstream-V/IV/Global Jet/Embraer-135/ Challenger-604/Falcon 900/Lear Jet/Citation	127,452	144,020	146,901	41 to 70 Tons
	GOA	Comprehensive	Gulfstream-V/IV/Global Jet/Embraer-135/ Challenger-604/Falcon 900/Lear Jet/Citation	44,507	50,293	51,299	Per flight (Foreign aircraft)

	GOA	Comprehensive	Gulfstream-V/IV/Global Jet/Embraer-135/ Challenger-604/Falcon 900/Lear Jet/Citation	121,382	137,162	139,905	50 to 70 tons
	GOA	Comprehensive	Gulfstream-V/IV/Global Jet/Embraer-135/ Challenger-604/Falcon 900/Lear Jet/Citation	165,890	187,455	191,204	70 to 100 Tons
	GOA	Comprehensive	Bell 407 GX Helicopter	9,605	10,854	11,071	Per flight
	GOA	Comprehensive	Pilatus PC-12-47 E	9,605	10,854	11,071	Per flight
	GOA	Comprehensive	Beechcraft B200 GT	11,272	12,737	12,992	Per flight
	GOA	Comprehensive	Learjet 45 XR	11,272	12,737	12,992	Per flight
	GOA	Comprehensive	Embrear EMB500	14,690	16,600	16,932	Per flight
	GOA	Comprehensive	Piaggion P180	14,690	16,600	16,932	Per flight

AIR INDIA AIR TRANSPORT SERVICES LTD. (AIATSL)

Jaipur Airport

[In Rupees]

Sr.No.	STATION	SERVICES	A/C Type	Existing Rates (In INR)	PROJECTION		
					FY 2019-20	FY 2020-21	
	Rates are inclusive of Airport Royalty and excludes Govt. Taxes						
5	Jaipur	Comprehensive	A300	252,476	285,298	291,004	Per flight
	Jaipur	Comprehensive	A320	183,611	207,481	211,631	Per flight
	Jaipur	Comprehensive	A321	183,611	207,481	211,631	Per flight
	Jaipur	Comprehensive	A330	252,476	285,298	291,004	Per flight
	Jaipur	Comprehensive	b737	183,611	207,481	211,631	Per flight
	Jaipur	Comprehensive	B747	274,567	310,261	316,466	Per flight
	Jaipur	Comprehensive	B767	252,476	285,298	291,004	Per flight
	Jaipur	Comprehensive	Fokker 100	85,373	96,471	98,400	Per flight
	Jaipur	Comprehensive	A319	85,373	96,471	98,400	Per flight
	Jaipur	Comprehensive	ERJ 190	72,830	82,297	83,943	Per flight
	Jaipur	Comprehensive	Upto and 190 tons (Narrow Body Aircraft)	165,161	186,632	190,364	Transit

	Jaipur	Comprehensive	Upto and 190 tons (Narrow Body Aircraft)	206,451	233,290	237,955	Turnaround within 4 hours
	Jaipur	Comprehensive	Upto and 190 tons (Narrow Body Aircraft)	271,897	307,244	313,389	Turnaround beyond 4 hours
	Jaipur	Comprehensive	Upto and 190 tons (Wide Body Aircraft)	306,727	346,602	353,534	Transit
	Jaipur	Comprehensive	Upto and 190 tons (Wide Body Aircraft)	383,409	433,252	441,917	Turnaround within 4 hours
	Jaipur	Comprehensive	Upto and 190 tons (Wide Body Aircraft)	504,952	570,596	582,007	Turnaround beyond 4 hours
	Jaipur	Comprehensive	Above 190 & Upto 300 tons	362,764	409,923	418,122	Transit
	Jaipur	Comprehensive	Above 190 & Upto 300 tons	454,192	513,237	523,502	Turnaround within 4 hours
	Jaipur	Comprehensive	Above 190 & Upto 300 tons	597,203	674,839	688,336	Turnaround beyond 4 hours
	Jaipur	Comprehensive	Above 300 tons	417,818	472,134	481,576	Transit
	Jaipur	Comprehensive	Above 300 tons	523,009	591,000	602,820	Turnaround within 4 hours
	Jaipur	Comprehensive	Above 300 tons	687,836	777,254	792,799	Turnaround beyond 4 hours
	Jaipur	Comprehensive	Up to including 5 Ton	14,690	16,600	16,932	Per flight

	Jaipur	Comprehensive	Up to including 5 Ton(Foreign)	24,277	27,433	27,982	Per flight
	Jaipur	Comprehensive	Above 5 tons & Up to & including 10 tons	16,385	18,515	18,885	Per flight
	Jaipur	Comprehensive	Above 5 tons & Up to & including 10 tons(Foreign)	40,461	45,721	46,635	Per flight
	Jaipur	Comprehensive	Above 10 tons & Up to & including 20 tons	25,425	28,730	29,305	Per flight
	Jaipur	Comprehensive	Above 10 tons & Up to & including 20 tons(Foreign)	52,599	59,437	60,626	Per flight
	Jaipur	Comprehensive	Above 20 tons & Up to & Including 30 tons	28,250	31,923	32,561	Per flight
	Jaipur	Comprehensive	Above 20 tons & Up to & Including 30 tons(Foreign)	60,691	68,581	69,953	Per flight
	Jaipur	Comprehensive	Above 30 tons & Up to & including 50 tons	46,330	52,353	53,400	Per flight
	Jaipur	Comprehensive	Above 30 tons & Up to & including 50 tons(Foreign)	82,945	93,728	95,603	Per flight

	Jaipur	Comprehensive	Above 50 tons & Up to & including 70 tons	54,240	61,291	62,517	Per flight
	Jaipur	Comprehensive	Above 50 tons & Up to & including 70 tons(Foreign)	127,452	144,020	146,901	Per flight
	Jaipur	Comprehensive	Above 70 tons & Up to & Including 100 tons	79,100	89,383	91,171	Per flight
	Jaipur	Comprehensive	Above 70 tons & Up to & Including 100 tons(Foreign)	165,890	187,455	191,204	Per flight
	Jaipur	Comprehensive	Falcon 2000EX Easy	23,165	26,176	26,700	Per flight
	Jaipur	Comprehensive	Gulfstream200	28,250	31,923	32,561	Per flight
	Jaipur	Comprehensive	Hawker 850 XP	25,425	28,730	29,305	Per flight
	Jaipur	Comprehensive	B1900D	14,690	16,600	16,932	Per flight
	Jaipur	Comprehensive	Bell	14,690	16,600	16,932	Per flight
	Jaipur	Comprehensive	Gulfstream 5	37,290	42,138	42,980	Per flight
	Jaipur	Comprehensive	B747 Cargo Freighter	687,834	777,253	792,798	Per flight
	Jaipur	Comprehensive	Diamond DA42	14,690	16,600	16,932	Per flight
	Jaipur	Comprehensive	Embraer 500(Phenom 100)	14,690	16,600	16,932	Per flight

	Jaipur	Comprehensive	Gulfstream-V/IV/Global Jet/Embraer-135/ Challenger-604/Falcon 900/Lear Jet/Citation	40,462	45,722	46,636	Below 20 tons
	Jaipur	Comprehensive	Gulfstream-V/IV/Global Jet/Embraer-135/ Challenger-604/Falcon 900/Lear Jet/Citation	92,574	104,609	106,701	20 to 40 tons
	Jaipur	Comprehensive	Gulfstream-V/IV/Global Jet/Embraer-135/ Challenger-604/Falcon 900/Lear Jet/Citation	127,452	144,020	146,901	41 to 70 Tons
	Jaipur	Comprehensive	Gulfstream-V/IV/Global Jet/Embraer-135/ Challenger-604/Falcon 900/Lear Jet/Citation	44,507	50,293	51,299	Per flight (Foreign aircraft)
	Jaipur	Comprehensive	Gulfstream-V/IV/Global Jet/Embraer-135/ Challenger-604/Falcon 900/Lear Jet/Citation	121,382	137,162	139,905	50 to 70 tons

	Jaipur	Comprehensive	Gulfstream-V/IV/Global Jet/Embraer-135/ Challenger-604/Falcon 900/Lear Jet/Citation	165,890	187,455	191,204	70 to 100 Tons
	Jaipur	Comprehensive	Bell 407 GX Helicopter	9,605	10,854	11,071	Per flight
	Jaipur	Comprehensive	Pilatus PC-12-47 E	9,605	10,854	11,071	Per flight
	Jaipur	Comprehensive	Beechcraft B200 GT	11,272	12,737	12,992	Per flight
	Jaipur	Comprehensive	Learjet 45 XR	11,272	12,737	12,992	Per flight
	Jaipur	Comprehensive	Embrear EMB500	14,690	16,600	16,932	Per flight
	Jaipur	Comprehensive	Piaggion P180	14,690	16,600	16,932	Per flight

AIR INDIA AIR TRANSPORT SERVICES LTD. (AIATSL)

Lucknow Airport

[In Rupees]

Sr.No.	STATION	SERVICES	A/C Type	Existing Rates (In INR)	PROJECTION		
					FY 2019-20	FY 2020-21	
	Rates are inclusive of Airport Royalty and excludes Govt. Taxes						
6	Lucknow	Comprehensive	ATR-42/ATR-72	44,507	50,293	51,299	Per flight
	Lucknow	Comprehensive	A330	161,843	182,883	186,540	Per flight
	Lucknow	Comprehensive	B777/A330/A300/B787-9	173,982	196,599	200,531	Per flight
	Lucknow	Comprehensive	A320/A321	89,013	100,585	102,597	Per flight
	Lucknow	Comprehensive	B737	82,540	93,270	95,135	Per flight
	Lucknow	Comprehensive	Fokker 100	85,373	96,471	98,400	Per flight
	Lucknow	Comprehensive	A319	85,373	96,471	98,400	Per flight
	Lucknow	Comprehensive	ERJ 190	72,830	82,297	83,943	Per flight
	Lucknow	Comprehensive	Upto and 190 tons (Narrow Body Aircraft)	165,161	186,632	190,364	Transit
	Lucknow	Comprehensive	Upto and 190 tons (Narrow Body Aircraft)	206,451	233,290	237,955	Turnaround within 4 hours
	Lucknow	Comprehensive	Upto and 190 tons (Narrow Body Aircraft)	271,897	307,244	313,389	Turnaround beyond 4 hours

38

	Lucknow	Comprehensive	Upto and 190 tons (Wide Body Aircraft)	306,727	346,602	353,534	Transit
	Lucknow	Comprehensive	Upto and 190 tons (Wide Body Aircraft)	383,409	433,252	441,917	Turnaround within 4 hours
	Lucknow	Comprehensive	Upto and 190 tons (Wide Body Aircraft)	504,952	570,596	582,007	Turnaround beyond 4 hours
	Lucknow	Comprehensive	Above 190 & Upto 300 tons	362,764	409,923	418,122	Transit
	Lucknow	Comprehensive	Above 190 & Upto 300 tons	454,192	513,237	523,502	Turnaround within 4 hours
	Lucknow	Comprehensive	Above 190 & Upto 300 tons	597,203	674,839	688,336	Turnaround beyond 4 hours
	Lucknow	Comprehensive	Above 300 tons	417,818	472,134	481,576	Transit
	Lucknow	Comprehensive	Above 300 tons	523,009	591,000	602,820	Turnaround within 4 hours
	Lucknow	Comprehensive	Above 300 tons	687,836	777,254	792,799	Turnaround beyond 4 hours
	Lucknow	Comprehensive	Up to including 5 Ton	14,690	16,600	16,932	Per flight
	Lucknow	Comprehensive	Up to including 5 Ton(Foreign)	24,277	27,433	27,982	Per flight
	Lucknow	Comprehensive	Above 5 tons & Up to & including 10 tons	16,385	18,515	18,885	Per flight

	Lucknow	Comprehensive	Above 5 tons & Up to & including 10 tons(Foreign)	40,461	45,721	46,635	Per flight
	Lucknow	Comprehensive	Above 10 tons & Up to & including 20 tons	25,425	28,730	29,305	Per flight
	Lucknow	Comprehensive	Above 10 tons & Up to & including 20 tons(Foreign)	52,599	59,437	60,626	Per flight
	Lucknow	Comprehensive	Above 20 tons & Up to & Including 30 tons	28,250	31,923	32,561	Per flight
	Lucknow	Comprehensive	Above 20 tons & Up to & Including 30 tons(Foreign)	60,691	68,581	69,953	Per flight
	Lucknow	Comprehensive	Above 30 tons & Up to & including 50 tons	46,330	52,353	53,400	Per flight
	Lucknow	Comprehensive	Above 30 tons & Up to & including 50 tons(Foreign)	82,945	93,728	95,603	Per flight
	Lucknow	Comprehensive	Above 50 tons & Up to & including 70 tons	54,240	61,291	62,517	Per flight
	Lucknow	Comprehensive	Above 50 tons & Up to & including 70 tons(Foreign)	127,452	144,020	146,901	Per flight
	Lucknow	Comprehensive	Above 70 tons & Up to & Including 100 tons	79,100	89,383	91,171	Per flight

	Lucknow	Comprehensive	Above 70 tons & Up to & Including 100 tons(Foreign)	165,890	187,455	191,204	Per flight
	Lucknow	Comprehensive	Falcon 2000EX Easy	23,165	26,176	26,700	Per flight
	Lucknow	Comprehensive	Gulfstream200	28,250	31,923	32,561	Per flight
	Lucknow	Comprehensive	Hawker 850 XP	25,425	28,730	29,305	Per flight
	Lucknow	Comprehensive	B1900D	14,690	16,600	16,932	Per flight
	Lucknow	Comprehensive	Bell	14,690	16,600	16,932	Per flight
	Lucknow	Comprehensive	Gulfstream 5	37,290	42,138	42,980	Per flight
	Lucknow	Comprehensive	B747 Cargo Freighter	687,834	777,253	792,798	Per flight
	Lucknow	Comprehensive	Diamond DA42	14,690	16,600	16,932	Per flight
	Lucknow	Comprehensive	Embraer 500(Phenom 100)	14,690	16,600	16,932	Per flight
	Lucknow	Comprehensive	Gulfstream-V/IV/Global Jet/Embraer-135/ Challenger-604/Falcon 900/Lear Jet/Citation	40,462	45,722	46,636	Below 20 tons
	Lucknow	Comprehensive	Gulfstream-V/IV/Global Jet/Embraer-135/ Challenger-604/Falcon 900/Lear Jet/Citation	92,574	104,609	106,701	20 to 40 tons

	Lucknow	Comprehensive	Gulfstream-V/IV/Global Jet/Embraer-135/ Challenger-604/Falcon 900/Lear Jet/Citation	127,452	144,020	146,901	41 to 70 Tons
	Lucknow	Comprehensive	Gulfstream-V/IV/Global Jet/Embraer-135/ Challenger-604/Falcon 900/Lear Jet/Citation	44,507	50,293	51,299	Per flight (Foreign aircraft)
	Lucknow	Comprehensive	Gulfstream-V/IV/Global Jet/Embraer-135/ Challenger-604/Falcon 900/Lear Jet/Citation	121,382	137,162	139,905	50 to 70 tons
	Lucknow	Comprehensive	Gulfstream-V/IV/Global Jet/Embraer-135/ Challenger-604/Falcon 900/Lear Jet/Citation	165,890	187,455	191,204	70 to 100 Tons
	Lucknow	Comprehensive	Bell 407 GX Helicopter	9,605	10,854	11,071	Per flight
	Lucknow	Comprehensive	Pilatus PC-12-47 E	9,605	10,854	11,071	Per flight
	Lucknow	Comprehensive	Beechcraft B200 GT	11,272	12,737	12,992	Per flight
	Lucknow	Comprehensive	Learjet 45 XR	11,272	12,737	12,992	Per flight
	Lucknow	Comprehensive	Embrear EMB500	14,690	16,600	16,932	Per flight

	Lucknow	Comprehensive	Piaggion P180	14,690	16,600	16,932	Per flight
--	---------	---------------	---------------	--------	--------	--------	------------

3

AIR INDIA AIR TRANSPORT SERVICES LTD. (AIATSL)

Patna Airport

[In Rupees]

Sr.No.	STATION	SERVICES	A/C Type	Existing Rates (In INR)	PROJECTION		
					FY 2019-20	FY 2020-21	
Rates are inclusive of Airport Royalty and excludes Govt. Taxes							
7	Patna	Comprehensive	A330	161,843	182,883	186,540	Per flight
	Patna	Comprehensive	B737	82,540	93,270	95,135	Per flight
	Patna	Comprehensive	Fokker 100	85,373	96,471	98,400	Per flight
	Patna	Comprehensive	A319	85,373	96,471	98,400	Per flight
	Patna	Comprehensive	A320	85,373	96,471	98,400	Per flight
	Patna	Comprehensive	A321	85,373	96,471	98,400	Per flight
	Patna	Comprehensive	ERJ 190	72,830	82,297	83,943	Per flight
	Patna	Comprehensive	Upto and 190 tons (Narrow Body Aircraft)	165,161	186,632	190,364	Transit
	Patna	Comprehensive	Upto and 190 tons (Narrow Body Aircraft)	206,451	233,290	237,955	Turnaround within 4 hours
	Patna	Comprehensive	Upto and 190 tons (Narrow Body Aircraft)	271,897	307,244	313,389	Turnaround beyond 4 hours
	Patna	Comprehensive	Upto and 190 tons (Wide Body Aircraft)	306,727	346,602	353,534	Transit

(3)

	Patna	Comprehensive	Upto and 190 tons (Wide Body Aircraft)	383,409	433,252	441,917	Turnaround within 4 hours
	Patna	Comprehensive	Upto and 190 tons (Wide Body Aircraft)	504,952	570,596	582,007	Turnaround beyond 4 hours
	Patna	Comprehensive	Above 190 & Upto 300 tons	362,764	409,923	418,122	Transit
	Patna	Comprehensive	Above 190 & Upto 300 tons	454,192	513,237	523,502	Turnaround within 4 hours
	Patna	Comprehensive	Above 190 & Upto 300 tons	597,203	674,839	688,336	Turnaround beyond 4 hours
	Patna	Comprehensive	Above 300 tons	417,818	472,134	481,576	Transit
	Patna	Comprehensive	Above 300 tons	523,009	591,000	602,820	Turnaround within 4 hours
	Patna	Comprehensive	Above 300 tons	687,836	777,254	792,799	Turnaround beyond 4 hours
	Patna	Comprehensive	Up to including 5 Ton	14,690	16,600	16,932	Per flight
	Patna	Comprehensive	Up to including 5 Ton(Foreign)	24,277	27,433	27,982	Per flight
	Patna	Comprehensive	Above 5 tons & Up to & including 10 tons	16,385	18,515	18,885	Per flight
	Patna	Comprehensive	Above 5 tons & Up to & including 10 tons(Foreign)	40,461	45,721	46,635	Per flight

	Patna	Comprehensive	Above 10 tons & Up to & including 20 tons	25,425	28,730	29,305	Per flight
	Patna	Comprehensive	Above 10 tons & Up to & including 20 tons(Foreign)	52,599	59,437	60,626	Per flight
	Patna	Comprehensive	Above 20 tons & Up to & Including 30 tons	28,250	31,923	32,561	Per flight
	Patna	Comprehensive	Above 20 tons & Up to & Including 30 tons(Foreign)	60,691	68,581	69,953	Per flight
	Patna	Comprehensive	Above 30 tons & Up to & including 50 tons	46,330	52,353	53,400	Per flight
	Patna	Comprehensive	Above 30 tons & Up to & including 50 tons(Foreign)	82,945	93,728	95,603	Per flight
	Patna	Comprehensive	Above 50 tons & Up to & including 70 tons	54,240	61,291	62,517	Per flight
	Patna	Comprehensive	Above 50 tons & Up to & including 70 tons(Foreign)	127,452	144,020	146,901	Per flight
	Patna	Comprehensive	Above 70 tons & Up to & Including 100 tons	79,100	89,383	91,171	Per flight

	Patna	Comprehensive	Above 70 tons & Up to & Including 100 tons(Foreign)	165,890	187,455	191,204	Per flight
	Patna	Comprehensive	Falcon 2000EX Easy	23,165	26,176	26,700	Per flight
	Patna	Comprehensive	Gulfstream200	28,250	31,923	32,561	Per flight
	Patna	Comprehensive	Hawker 850 XP	25,425	28,730	29,305	Per flight
	Patna	Comprehensive	B1900D	14,690	16,600	16,932	Per flight
	Patna	Comprehensive	Bell	14,690	16,600	16,932	Per flight
	Patna	Comprehensive	Gulfstream 5	37,290	42,138	42,980	Per flight
	Patna	Comprehensive	B747 Cargo Freighter	687,834	777,253	792,798	Per flight
	Patna	Comprehensive	Diamond DA42	14,690	16,600	16,932	Per flight
	Patna	Comprehensive	Embraer 500(Phenom 100)	14,690	16,600	16,932	Per flight
	Patna	Comprehensive	Gulfstream-V/IV/Global Jet/Embraer-135/ Challenger-604/Falcon 900/Lear Jet/Citation	40,462	45,722	46,636	Below 20 tons
	Patna	Comprehensive	Gulfstream-V/IV/Global Jet/Embraer-135/ Challenger-604/Falcon 900/Lear Jet/Citation	92,574	104,609	106,701	20 to 40 tons

	Patna	Comprehensive	Gulfstream-V/IV/Global Jet/Embraer-135/ Challenger-604/Falcon 900/Lear Jet/Citation	127,452	144,020	146,901	41 to 70 Tons
	Patna	Comprehensive	Gulfstream-V/IV/Global Jet/Embraer-135/ Challenger-604/Falcon 900/Lear Jet/Citation	44,507	50,293	51,299	Per flight (Foreign aircraft)
	Patna	Comprehensive	Gulfstream-V/IV/Global Jet/Embraer-135/ Challenger-604/Falcon 900/Lear Jet/Citation	121,382	137,162	139,905	50 to 70 tons
	Patna	Comprehensive	Gulfstream-V/IV/Global Jet/Embraer-135/ Challenger-604/Falcon 900/Lear Jet/Citation	165,890	187,455	191,204	70 to 100 Tons
	Patna	Comprehensive	Bell 407 GX Helicopter	9,605	10,854	11,071	Per flight
	Patna	Comprehensive	Pilatus PC-12-47 E	9,605	10,854	11,071	Per flight
	Patna	Comprehensive	Beechcraft B200 GT	11,272	12,737	12,992	Per flight
	Patna	Comprehensive	Learjet 45 XR	11,272	12,737	12,992	Per flight
	Patna	Comprehensive	Embrear EMB500	14,690	16,600	16,932	Per flight

	Patna	Comprehensive	Piaggion P180	14,690	16,600	16,932	Per flight
--	-------	---------------	---------------	--------	--------	--------	------------

AIR INDIA AIR TRANSPORT SERVICES LTD. (AIATSL)

Pune Airport

[In Rupees]

Sr.No.	STATION	SERVICES	A/C Type	Existing Rates (In INR)	PROJECTION		
					FY 2019-20	FY 2020-21	
Rates are inclusive of Airport Royalty and excludes Govt. Taxes							
8	Pune	Comprehensive	B 737	50,850	57,461	58,610	Per flight
	Pune	Comprehensive	Fokker 100	85,373	96,471	98,400	Per flight
	Pune	Comprehensive	A319	85,373	96,471	98,400	Per flight
	Pune	Comprehensive	A320	85,373	96,471	98,400	Per flight
	Pune	Comprehensive	A321	85,373	96,471	98,400	Per flight
	Pune	Comprehensive	ERJ 190	72,830	82,297	83,943	Per flight
	Pune	Comprehensive	Upto and 190 tons (Narrow Body Aircraft)	165,161	186,632	190,364	Transit
	Pune	Comprehensive	Upto and 190 tons (Narrow Body Aircraft)	206,451	233,290	237,955	Turnaround within 4 hours
	Pune	Comprehensive	Upto and 190 tons (Narrow Body Aircraft)	271,897	307,244	313,389	Turnaround beyond 4 hours
	Pune	Comprehensive	Upto and 190 tons (Wide Body Aircraft)	306,727	346,602	353,534	Transit

(50)

	Pune	Comprehensive	Upto and 190 tons (Wide Body Aircraft)	383,409	433,252	441,917	Turnaround within 4 hours
	Pune	Comprehensive	Upto and 190 tons (Wide Body Aircraft)	504,952	570,596	582,007	Turnaround beyond 4 hours
	Pune	Comprehensive	Above 190 & Upto 300 tons	362,764	409,923	418,122	Transit
	Pune	Comprehensive	Above 190 & Upto 300 tons	454,192	513,237	523,502	Turnaround within 4 hours
	Pune	Comprehensive	Above 190 & Upto 300 tons	597,203	674,839	688,336	Turnaround beyond 4 hours
	Pune	Comprehensive	Above 300 tons	417,818	472,134	481,576	Transit
	Pune	Comprehensive	Above 300 tons	523,009	591,000	602,820	Turnaround within 4 hours
	Pune	Comprehensive	Above 300 tons	687,836	777,254	792,799	Turnaround beyond 4 hours
	Pune	Comprehensive	Up to including 5 Ton	14,690	16,600	16,932	Per flight
	Pune	Comprehensive	Up to including 5 Ton(Foreign)	24,277	27,433	27,982	Per flight
	Pune	Comprehensive	Above 5 tons & Up to & including 10 tons	16,385	18,515	18,885	Per flight
	Pune	Comprehensive	Above 5 tons & Up to & including 10 tons(Foreign)	40,461	45,721	46,635	Per flight
	Pune	Comprehensive	Above 10 tons & Up to & including 20 tons	25,425	28,730	29,305	Per flight

	Pune	Comprehensive	Above 10 tons & Up to & including 20 tons(Foreign)	52,599	59,437	60,626	Per flight
	Pune	Comprehensive	Above 20 tons & Up to & Including 30 tons	28,250	31,923	32,561	Per flight
	Pune	Comprehensive	Above 20 tons & Up to & Including 30 tons(Foreign)	60,691	68,581	69,953	Per flight
	Pune	Comprehensive	Above 30 tons & Up to & including 50 tons	46,330	52,353	53,400	Per flight
	Pune	Comprehensive	Above 30 tons & Up to & including 50 tons(Foreign)	82,945	93,728	95,603	Per flight
	Pune	Comprehensive	Above 50 tons & Up to & including 70 tons	54,240	61,291	62,517	Per flight
	Pune	Comprehensive	Above 50 tons & Up to & including 70 tons(Foreign)	127,452	144,020	146,901	Per flight
	Pune	Comprehensive	Above 70 tons & Up to & Including 100 tons	79,100	89,383	91,171	Per flight
	Pune	Comprehensive	Above 70 tons & Up to & Including 100 tons(Foreign)	165,890	187,455	191,204	Per flight
	Pune	Comprehensive	Falcon 2000EX Easy	23,165	26,176	26,700	Per flight
	Pune	Comprehensive	Gulfstream200	28,250	31,923	32,561	Per flight
	Pune	Comprehensive	Hawker 850 XP	25,425	28,730	29,305	Per flight
	Pune	Comprehensive	B1900D	14,690	16,600	16,932	Per flight
	Pune	Comprehensive	Bell	14,690	16,600	16,932	Per flight
	Pune	Comprehensive	Gulfstream 5	37,290	42,138	42,980	Per flight

52

	Pune	Comprehensive	B747 Cargo Freighter	687,834	777,253	792,798	Per flight
	Pune	Comprehensive	Diamond DA42	14,690	16,600	16,932	Per flight
	Pune	Comprehensive	Embraer 500(Phenom 100)	14,690	16,600	16,932	Per flight
	Pune	Comprehensive	Gulfstream-V/IV/Global Jet/Embraer-135/ Challenger-604/Falcon 900/Lear Jet/Citation	40,462	45,722	46,636	Below 20 tons
	Pune	Comprehensive	Gulfstream-V/IV/Global Jet/Embraer-135/ Challenger-604/Falcon 900/Lear Jet/Citation	92,574	104,609	106,701	20 to 40 tons
	Pune	Comprehensive	Gulfstream-V/IV/Global Jet/Embraer-135/ Challenger-604/Falcon 900/Lear Jet/Citation	127,452	144,020	146,901	41 to 70 Tons
	Pune	Comprehensive	Gulfstream-V/IV/Global Jet/Embraer-135/ Challenger-604/Falcon 900/Lear Jet/Citation	44,507	50,293	51,299	Per flight (Foreign aircraft)
	Pune	Comprehensive	Gulfstream-V/IV/Global Jet/Embraer-135/ Challenger-604/Falcon 900/Lear Jet/Citation	121,382	137,162	139,905	50 to 70 tons
	Pune	Comprehensive	Gulfstream-V/IV/Global Jet/Embraer-135/ Challenger-604/Falcon 900/Lear Jet/Citation	165,890	187,455	191,204	70 to 100 Tons

53

	Pune	Comprehensive	Bell 407 GX Helicopter	9,605	10,854	11,071	Per flight
	Pune	Comprehensive	Pilatus PC-12-47 E	9,605	10,854	11,071	Per flight
	Pune	Comprehensive	Beechcraft B200 GT	11,272	12,737	12,992	Per flight
	Pune	Comprehensive	Learjet 45 XR	11,272	12,737	12,992	Per flight
	Pune	Comprehensive	Embrear EMB500	14,690	16,600	16,932	Per flight
	Pune	Comprehensive	Piaggion P180	14,690	16,600	16,932	Per flight

AIR INDIA AIR TRANSPORT SERVICES LTD. (AIATSL)

Varanasi Airport

[In Rupees]

Sr.N o.	STATION	SERVICES	A/C Type	Existing Rates (In INR)	PROJECTION		
					FY 2019- 20	FY 2020-21	
	Rates are inclusive of Airport Royalty and excludes Govt. Taxes						
9	Varanasi	Comprehensive	ATR-42	44,507	50,293	51,299	Per flight
	Varanasi	Comprehensive	ATR-72	44,507	50,293	51,299	Per flight
	Varanasi	Comprehensive	A300	252,476	285,298	291,004	Per flight
	Varanasi	Comprehensive	A319	183,611	207,481	211,631	Per flight
	Varanasi	Comprehensive	A320	183,611	207,481	211,631	Per flight
	Varanasi	Comprehensive	A321	183,611	207,481	211,631	Per flight
	Varanasi	Comprehensive	A330	252,476	285,298	291,004	Per flight
	Varanasi	Comprehensive	B737	183,611	207,481	211,631	Per flight
	Varanasi	Comprehensive	B747	274,567	310,261	316,466	Per flight
	Varanasi	Comprehensive	B767	252,476	285,298	291,004	Per flight
	Varanasi	Comprehensive	Fokker 100	85,373	96,471	98,400	Per flight
	Varanasi	Comprehensive	A319	85,373	96,471	98,400	Per flight
	Varanasi	Comprehensive	A320	85,373	96,471	98,400	Per flight

(53)

	Varanasi	Comprehensive	A321	85,373	96,471	98,400	Per flight
	Varanasi	Comprehensive	ERJ 190	72,830	82,297	83,943	Per flight
	Varanasi	Comprehensive	Upto and 190 tons (Narrow Body Aircraft)	165,161	186,632	190,364	Transit
	Varanasi	Comprehensive	Upto and 190 tons (Narrow Body Aircraft)	206,451	233,290	237,955	Turnaround within 4 hours
	Varanasi	Comprehensive	Upto and 190 tons (Narrow Body Aircraft)	271,897	307,244	313,389	Turnaround beyond 4 hours
	Varanasi	Comprehensive	Upto and 190 tons (Wide Body Aircraft)	306,727	346,602	353,534	Transit
	Varanasi	Comprehensive	Upto and 190 tons (Wide Body Aircraft)	383,409	433,252	441,917	Turnaround within 4 hours
	Varanasi	Comprehensive	Upto and 190 tons (Wide Body Aircraft)	504,952	570,596	582,007	Turnaround beyond 4 hours
	Varanasi	Comprehensive	Above 190 & Upto 300 tons	362,764	409,923	418,122	Transit
	Varanasi	Comprehensive	Above 190 & Upto 300 tons	454,192	513,237	523,502	Turnaround within 4 hours
	Varanasi	Comprehensive	Above 190 & Upto 300 tons	597,203	674,839	688,336	Turnaround beyond 4 hours

	Varanasi	Comprehensive	Above 300 tons	417,818	472,134	481,576	Transit
	Varanasi	Comprehensive	Above 300 tons	523,009	591,000	602,820	Turnaround within 4 hours
	Varanasi	Comprehensive	Above 300 tons	687,836	777,254	792,799	Turnaround beyond 4 hours
	Varanasi	Comprehensive	Up to including 5 Ton	14,690	16,600	16,932	Per flight
	Varanasi	Comprehensive	Up to including 5 Ton(Foreign)	24,277	27,433	27,982	Per flight
	Varanasi	Comprehensive	Above 5 tons & Up to & including 10 tons	16,385	18,515	18,885	Per flight
	Varanasi	Comprehensive	Above 5 tons & Up to & including 10 tons(Foreign)	40,461	45,721	46,635	Per flight
	Varanasi	Comprehensive	Above 10 tons & Up to & including 20 tons	25,425	28,730	29,305	Per flight
	Varanasi	Comprehensive	Above 10 tons & Up to & including 20 tons(Foreign)	52,599	59,437	60,626	Per flight
	Varanasi	Comprehensive	Above 20 tons & Up to & Including 30 tons	28,250	31,923	32,561	Per flight
	Varanasi	Comprehensive	Above 20 tons & Up to & Including 30 tons(Foreign)	60,691	68,581	69,953	Per flight
	Varanasi	Comprehensive	Above 30 tons & Up to & including 50 tons	46,330	52,353	53,400	Per flight

	Varanasi	Comprehensive	Above 30 tons & Up to & including 50 tons(Foreign)	82,945	93,728	95,603	Per flight
	Varanasi	Comprehensive	Above 50 tons & Up to & including 70 tons	54,240	61,291	62,517	Per flight
	Varanasi	Comprehensive	Above 50 tons & Up to & including 70 tons(Foreign)	127,452	144,020	146,901	Per flight
	Varanasi	Comprehensive	Above 70 tons & Up to & Including 100 tons	79,100	89,383	91,171	Per flight
	Varanasi	Comprehensive	Above 70 tons & Up to & Including 100 tons(Foreign)	165,890	187,455	191,204	Per flight
	Varanasi	Comprehensive	Falcon 2000EX Easy	23,165	26,176	26,700	Per flight
	Varanasi	Comprehensive	Gulfstream200	28,250	31,923	32,561	Per flight
	Varanasi	Comprehensive	Hawker 850 XP	25,425	28,730	29,305	Per flight
	Varanasi	Comprehensive	B1900D	14,690	16,600	16,932	Per flight
	Varanasi	Comprehensive	Bell	14,690	16,600	16,932	Per flight
	Varanasi	Comprehensive	Gulfstream 5	37,290	42,138	42,980	Per flight
	Varanasi	Comprehensive	B747 Cargo Freighter	687,834	777,253	792,798	Per flight

	Varanasi	Comprehensive	Diamond DA42	14,690	16,600	16,932	Per flight
	Varanasi	Comprehensive	Embraer 500(Phenom 100)	14,690	16,600	16,932	Per flight
	Varanasi	Comprehensive	Gulfstream-V/IV/Global Jet/Embraer-135/ Challenger-604/Falcon 900/Lear Jet/Citation	40,462	45,722	46,636	Below 20 tons
	Varanasi	Comprehensive	Gulfstream-V/IV/Global Jet/Embraer-135/ Challenger-604/Falcon 900/Lear Jet/Citation	92,574	104,609	106,701	20 to 40 tons
	Varanasi	Comprehensive	Gulfstream-V/IV/Global Jet/Embraer-135/ Challenger-604/Falcon 900/Lear Jet/Citation	127,452	144,020	146,901	41 to 70 Tons
	Varanasi	Comprehensive	Gulfstream-V/IV/Global Jet/Embraer-135/ Challenger-604/Falcon 900/Lear Jet/Citation	44,507	50,293	51,299	Per flight (Foreign aircraft)

	Varanasi	Comprehensive	Gulfstream-V/IV/Global Jet/Embraer-135/ Challenger-604/Falcon 900/Lear Jet/Citation	121,382	137,162	139,905	50 to 70 tons
	Varanasi	Comprehensive	Gulfstream-V/IV/Global Jet/Embraer-135/ Challenger-604/Falcon 900/Lear Jet/Citation	165,890	187,455	191,204	70 to 100 Tons
	Varanasi	Comprehensive	Bell 407 GX Helicopter	9,605	10,854	11,071	Per flight
	Varanasi	Comprehensive	Pilatus PC-12-47 E	9,605	10,854	11,071	Per flight
	Varanasi	Comprehensive	Beechcraft B200 GT	11,272	12,737	12,992	Per flight
	Varanasi	Comprehensive	Learjet 45 XR	11,272	12,737	12,992	Per flight
	Varanasi	Comprehensive	Embrear EMB500	14,690	16,600	16,932	Per flight
	Varanasi	Comprehensive	Piaggion P180	14,690	16,600	16,932	Per flight

AIATSL

AIATSL	ACTUALS(2018-19)							
	1000000	1000000	1000000	1000000	1000000	1000000	1000000	1000000
	Ahmedabad	Amritsar	Bagdogra	Bangaluru	Bhubaneswar	Calicut	Chandigarh	Chennai
TOTAL MT Volume	2847	2615	528		2577	5659	1453	15051
Revenue from Regulated services including increase in volume (1)	166363075.35	106088305.29	10514025.00		62998250.00	298193711.69	27907037.86	976011529.77
Total Revenue from services other than Regulated Services (2)								
Total Revenue	166363075.35	106088305.29	10514025.00	0.00	62998250.00	298193711.69	27907037.86	976011529.77
Operating Expenditure(3)	127926120.04	81577388.78	8084837.46	0.00	48442971.34	229298265.11	21459323.64	750511300.98
Concession								
Space rent		196902.34			150633.37	2041483.11		6117636.31
Land Licence	0.07	33892.49	79366.02		25928.29	351397.32		1053019.25
Finance cost								
Depreciation & Amortisation	6629233.57	4895102.46	205782.96	0.00	893978.73	6684274.64	3800931.82	33694329.22
TAXATION (5)	15962660.90	10179251.85	1008828.52	0.00	6044728.98	28611908.58	2677701.05	93649032.72
Total Expenditure (6)	134555353.67	86703286.08	8369986.45	0.00	49513511.74	238375420.18	25260255.46	791376285.75
Operating Profit (1)+(2)-(6)=(7)	31807721.68	19385019.21	2144038.55	0.00	13484738.26	59818291.51	2646782.40	184635244.02
Capital expenditure (8)	0.00	0.00	0.00	0.00	0.00	9148830.00	0.00	9174407.00
Opening RAB (9)	75604502.26	71860012.72	3028488.53	0.00	13079856.06	37785034.24	58436839.63	308166735.80
Disposals/Transfers (10)	0.00	0.00	0.00	0.00	0.00	0.00	0.00	0.00
Depreciation of RAB	-6625741.95	-4846226.50	-205782.96	0.00	-893978.73	-6684274.64	-3799213.68	-33335017.56
Closing RAB	68976092.14	67013786.22	2822705.57	0.00	12185877.33	40249585.20	54637625.95	284006120.44
Average RAB	72290297.20	69436899.47	2925597.05	0.00	12632866.70	39017309.72	56537232.79	296086428.12

OPERATING EXPENSES AND TAXATION ARE PRORATED

महोदय,
आपका पत्र प्राप्त हुआ।
आपकी जानकारी के लिए मैं आपको सूचित करता हूँ कि आपका पत्र
आपके द्वारा भेजा गया है।
आपकी जानकारी के लिए मैं आपको सूचित करता हूँ कि आपका पत्र
आपके द्वारा भेजा गया है।

AIATSL

	1000000	1000000	1000000	1000000	1000000	1000000	1000000	1000000
	Cochin	Coimbatore	Delhi	Goa	Guwahati	Hyderabad	Indore	Jaipur
TOTAL MT Volume	9499	3136		4386	2649		1010	2800
Revenue from Regulated services including increase in volume (1)	481572939.45	181948775.60	23448000.00	257626396.80	70009159.40		17976342.68	55424038.56
Total Revenue from services other than Regulated Services (2)								
Total Revenue	481572939.45	181948775.60	23448000.00	257626396.80	70009159.40	0.00	17976342.68	55424038.56
Operating Expenditure(3)	370309081.69	139910859.79	18030513.42	198103727.60	53834062.10	0.00	13823041.96	42618725.31
Concession								
Space rent	732354.08	104808.91			391883.83		74469.02	264548.71
Land Licence	126058.97	18040.60			67454.35		12818.24	45536.36
Finance cost								
Depreciation & Amortisation	12377932.30	1565779.15	1569565.03	4474989.42	575655.73	0.00	563555.23	3915107.32
TAXATION (5)	46207281.97	17458120.44	2249853.05	24719444.52	6717430.95		1724843.46	5317977.75
Total Expenditure (6)	383545427.04	141599488.44	19600078.45	202578717.02	54869056.01	0.00	14473884.45	46843917.69
Operating Profit (1)+(2)-(6)=(7)	98027512.42	40349287.16	3847921.55	55047679.78	15140103.39	0.00	3502458.23	8580120.86
Capital expenditure (8)	0.00	0.00	509040.00	0.00	0.00	0.00	0.00	0.00
Opening RAB (9)	137945601.94	24293421.81	4590814.39	62933648.66	8315525.38	0.00	7551498.96	59395632.60
Disposals/Transfers (10)	0.00	0.00	0.00	0.00	0.00	0.00	0.00	0.00
Depreciation of RAB	-12377932.30	-1565779.15	-395152.08	-4424302.40	-575655.73	0.00	-563555.23	-3876569.18
Closing RAB	125567669.54	22727642.21	4704702.31	58509346.26	7739869.65	0.00	6987942.73	55519063.42
Average RAB	131756635.74	23510532.01	4647758.35	60721497.46	8027697.52	0.00	7269720.85	57457348.01

OPERATING EXPENSES AND TAXATION ARE PRORATED



 Director General of Transport Services, Government of India, New Delhi

	1000000	1000000	1000000	1000000	1000000	1000000	1000000	1000000
	Kannur	Kolkata	Lucknow	Mangalore	Mumbai	Nagpur	Patna	Pune
TOTAL MT Volume	688	15275	3353		28059	1107	1160	2388
Revenue from Regulated services including increase in volume (1)	19804362.50	1193920924.11	120954370.82		1560640837.69	28165885.00	31617350.00	60026213.08
Total Revenue from services other than Regulated Services (2)					442510000.00			
Total Revenue	19804362.50	1193920924.11	120954370.82	0.00	2003150837.69	28165885.00	31617350.00	60026213.08
Operating Expenditure(3)	15228711.35	918074345.12	93008760.08	0.00	1540337685.98	21658366.06	24312395.66	46157601.52
Concession								
Space rent		6987918.32	351280.96		27201990.84			
Land Licence			60465.45		4682236.48		18749.96	
Finance cost								
Depreciation & Amortisation	0.00	27652626.21	4561349.64	0.00	171280609.52	1026612.64	1309918.86	2382311.73
TAXATION (5)	1900243.32	114557601.30	11605661.91		192203813.81	2702537.63	3033708.27	5759559.82
Total Expenditure (6)	15228711.35	952714889.65	97981856.13	0.00	1743502522.81	22684978.70	25641064.48	48539913.25
Operating Profit (1)+(2)-(6)=(7)	4575651.15	241206034.46	22972514.69	0.00	259648314.87	5480906.30	5976285.52	11486299.83
Capital expenditure (8)	0.00	2205216.00	0.00	0.00	146715241.00	0.00	0.00	2205000.00
Opening RAB (9)	0.00	287407747.63	69810360.15	0.00	1133276326.89	15822074.35	20320691.90	35056900.08
Disposals/Transfers (10)	0.00	-0.30	0.00	0.00	-6680614.04	0.00	0.00	0.00
Depreciation of RAB	0.00	-27581886.71	-4552897.97	0.00	-169221313.24	-1021797.06	-1309918.86	-2382311.73
Closing RAB	0.00	261729249.06	65257462.18	0.00	1104089640.61	14800276.29	19010773.04	34879587.35
Average RAB	0.00	274568498.35	67533911.17	0.00	1118682983.75	15311175.32	19665732.47	34968243.72

OPERATING EXPENSES AND TAXATION ARE PRORATELY

श्री श्री कृष्ण Ravi Kumar,
अधिवक्ता/चौकाल/Chief Financial Officer,
आर ए इरिया एयर ट्रांसपोर्ट सर्विसेज लिमिटेड,
Air India Air Transport Services Limited,
नई दिल्ली (New Delhi)


OPERATING EXPENSES AND TAXATION ARE PRORATED

डा. विमल कुमार झा / Dr. Ravi Kumar
मुख्य वित्त अधिकारी / Chief Financial Officer
आवकाश सेवा प्रदाताओं के लिए सार्वजनिक निविदाएं
Air India Air Transport Services Limited
नई दिल्ली, New Delhi

AIA-SL

	1000000	1000000
	Total	Figures as per P&L
TOTAL MT Volume	148552	
Revenue from Regulated services including increase in volume (1)	6629130000000000.00	6629130000.00
Total Revenue from services other than Regulated Services (2)	442510000.00	442510000.00
Total Revenue	6629130442510000.00	7071640000.00
Operating Expenditure(3)	5097518995448930.00	5437790000.00
Concession		
Space rent	45954053.94	45954053.94
Land Licence	7910000.00	7910000.00
Finance cost		0.00
Depreciation & Amortisation	305811671.64	305810000.00
TAXATION (5)	636070000.00	636070000.00
Total Expenditure (6)	5797464053.94	5797464053.94
Operating Profit (1)+(2)-(6)=(7)	1274175946.06	1274175946.06
Capital expenditure (8)	188680000.00	188680000.00
Opening RAB (9)	2654020000.00	2654020000.00
Disposals/Transfers (10)	-7000000.00	-7000000.00
Depreciation of RAB	-302380000.00	-302380000.00
Closing RAB	2533320000.00	2533320000.00
Average RAB	2593670000.00	2593670000.00

OPERATING EXPENSES AND TAXATION ARE PRORATED


 श्री. वि. ए. राव
 Chief Financial Officer
 Air Transport Services Ltd.
 New Delhi

AIATSL	ACTUALS(2016-17)						
	Ahmedabad	Amritsar	Bagdogra	Bangalore	Bhubaneshwar	Calicut	Chandigarh
TOTAL MT Volume	2,652.00	2,320.00	552.00		1,680.00	4,842.00	588.00
Revenue from Regulated services including increase in volume (1)	1110,01,004.37	1656,84,166.06	135,62,640.00	46,694.65	507,20,160.00	1631,08,818.94	195,26,661.00
Total Revenue from services other than Regulated Services (2)							
Total Revenue	1110,01,004.37	1656,84,166.06	135,62,640.00	46,694.65	507,20,160.00	1631,08,818.94	195,26,661.00
Operating Expenditure(3)	932,40,843.67	1391,74,699.49	113,92,617.60	39,223.51	426,04,934.40	1370,11,407.91	164,02,395.24
Concession							
Space rent						20,13,135.77	
Land Licence	77,747.76	2,69,655.38	92,729.44		2,06,290.95	7,82,650.75	
Finance cost							
Depreciation & Amortisation	29,51,176.36	6,00,999.51	1,20,634.89		2,03,877.18	63,21,453.10	6,24,614.79
TAXATION (5)	49,20,102.19	71,57,360.72	5,93,152.12	2,004.61	21,98,392.13	74,68,262.31	8,70,207.04
Total Expenditure (6)	962,69,767.79	1400,45,354.38	116,05,981.93	39,223.51	430,15,102.53	1461,28,647.53	170,27,010.03
Operating Profit (1)+(2)-(6)=(7)	147,31,236.58	256,38,811.68	19,56,658.07	7,471.14	77,05,057.47	169,80,171.41	24,99,650.97
Capital expenditure (8)	38,02,746.00	45,17,251.00	33,60,406.00	-	86,71,704.00	32,42,471.00	319,95,609.00
Opening RAB (9)	209,36,616.60	45,19,398.26	1,543.13	-	2,03,561.96	430,38,235.07	-
Disposals/Transfers (10)	-	-	-	-	-	-	-
Depreciation of RAB	-29,48,076.95	-5,58,883.30	-1,20,634.89	-	-2,03,877.18	-63,21,453.10	-6,21,669.48
Closing RAB	217,91,285.65	84,77,765.96	32,41,314.24	-	86,71,388.78	399,59,252.97	313,73,939.52
Average RAB	213,63,951.13	64,98,582.11	16,21,428.69	-	44,37,475.37	414,98,744.02	156,86,969.76


OPERATING EXPENSES AND TAXATION ARE PRORATED

रवि कुमार / JV Ravi Kumar
मुख्य वित्त अधिकारी / Chief Financial Officer
भारत इंडिया एयर ट्रांसपोर्ट सर्विसेज लिमिटेड
Air India Air Transport Services Limited
नई दिल्ली / New Delhi

(7)

AIATSL	Chennai	Cochin	Coimbatore	Delhi	Goa	Guwahati	Hyderabad
TOTAL MT Volume	13,536.00	18,731.00	1,744.00		4,628.00	1,673.00	
Revenue from Regulated services including increase in volume (1)	7647,73,357.53	4837,63,290.40	334,46,024.60		2957,73,717.63	393,87,593.48	
Total Revenue from services other than Regulated Services (2)							
Total Revenue	7647,73,357.53	4837,63,290.40	334,46,024.60		2957,73,717.63	393,87,593.48	
Operating Expenditure(3)	6424,09,620.33	4063,61,163.94	280,94,660.66		2484,49,922.81	330,85,578.52	
Concession							
Space rent	60,32,688.90	7,22,184.86	1,03,353.57			3,86,442.26	
Land Licence	23,45,340.33	2,80,765.23	40,180.97			1,50,237.92	
Finance cost							
Depreciation & Amort-sation	221,24,079.13	56,23,134.00	3,07,041.28	7,97,619.28	7,58,042.80	2,78,172.11	
TAXATION (5)	343,90,801.46	211,06,724.47	14,58,874.20	40,764.29	127,36,383.24	17,32,564.52	
Total Expenditure (6)	6729,11,728.68	4129,87,248.02	285,45,236.49	7,97,619.28	2492,07,965.61	339,00,430.81	
Operating Profit (1)+(2)-(6)=(7)	918,61,628.85	707,76,042.38	49,00,788.11	-7,97,619.28	465,65,752.02	54,87,162.67	
Capital expenditure (8)	349,35,035.00	120,79,817.00	213,82,508.00	27,99,853.00	163,86,426.00	84,81,116.00	-
Opening RAB (9)	1446,85,272.66	287,86,474.99	54,698.94	-	49,71,537.00	6,56,428.41	-
Disposals/Transfers (10)		-		-	-	-	-
Depreciation of RAB	-217,64,767.47	-56,23,134.00	-3,07,041.28	-39,072.26	-7,53,292.30	-2,78,172.11	-
Closing RAB	1578,55,540.19	352,43,157.99	211,30,165.66	27,60,780.74	206,04,670.70	88,59,372.30	-
Average RAB	1512,70,406.43	320,14,816.49	105,92,432.30	13,80,390.37	127,88,103.85	47,57,900.36	

OPERATING EXPENSES AND TAXATION ARE PRORATED




 Regional Financial Officer

 AIATSL, New Delhi

AIATSL							
	Indore	Jaipur	Kannur	Kolkata	Lucknow	Mangalore	Mumbai
TOTAL MT Volume	760.00	1,320.00		11,586.00	2,264.00		27,922.00
Revenue from Regulated services including increase in volume (1)	200,55,159.55	600,66,627.00		6854,44,811.64	1230,28,387.75		21794,02,114.24
Total Revenue from services other than Regulated Services (2)							2773,86,147.00
Total Revenue	200,55,159.55	600,66,627.00	-	6854,44,811.64	1230,28,387.75		24567,88,261.24
Operating Expenditure(3)	168,46,334.02	504,55,966.68	-	5757,73,641.78	1033,43,845.71		20637,02,139.44
Concession							
Space rent	73,434.97	2,60,875.28		81,64,523.25	3,46,403.20		268,24,273.28
Land Licence	28,549.46	1,01,420.99			1,34,671.85		104,28,525.50
Finance cost							
Depreciation & Amortisation	1,49,909.11	1,97,795.09		164,46,396.22	1,45,941.90		1285,38,039.85
TAXATION (5)	8,73,846.78	26,07,300.55	-	306,84,122.99	53,13,685.50		1139,43,697.35
Total Expenditure (6)	170,98,227.56	510,16,058.04	-	6003,84,561.25	1039,70,862.66		22294,92,978.07
Operating Profit (1)+(2)-(6)=(7)	29,56,931.99	90,50,568.96	-	850,60,250.39	190,57,525.09		2272,95,283.17
Capital expenditure (8)	-	42,87,932.00	-	372,39,471.00	59,53,364.00	-	1529,63,622.00
Opening RAB (9)	11,10,287.70	-	-	1165,04,084.97	-	-	9922,02,327.57
Disposals/Transfers (10)	-	-	-	-	-	-	-
Depreciation of RAB	-1,49,909.11	-1,44,961.30	-	-164,46,396.22	-1,13,683.32	-	-1268,54,638.06
Closing RAB	9,60,378.59	41,42,970.70	-	1372,97,159.75	58,39,680.68	-	10183,11,311.51
Average RAB	10,35,333.15	20,71,485.35	-	1269,00,622.36	29,19,840.34		10052,56,819.54


OPERATING EXPENSES AND TAXATION ARE PRORATED


 (1) श्री रवि कुमार / JV Ravi Kumar
 मुख्य वित्त अधिकारी / Chief Financial Officer
 आंध्र प्रदेश राज्य परिवहन निगम
 Andhra Pradesh State Transport Services Ltd.
 रायचूर, आंध्र प्रदेश
 Rayachoti, Andhra Pradesh

69

AIATSL	Nagpur	Patna	Pune	Srinagar	Thiruvananthapuram	Varanasi
TOTAL MT Volume	1,108.00	1,018.00	2,028.00	756.00		1,712.00
Revenue from Regulated services including increase in volume (1)	297,10,072.70	280,12,260.00	481,63,780.00	192,94,920.00		640,43,685.17
Total Revenue from services other than Regulated Services (2)						
Total Revenue	297,10,072.70	280,12,260.00	481,63,780.00	192,94,920.00	-	640,43,685.17
Operating Expenditure(3)	249,56,461.07	235,30,298.40	404,57,575.20	162,07,732.80	-	537,96,695.54
Concession						
Space rent				17,350.58		34,755.22
Land Licence		21,907.02		6,745.42		13,511.85
Finance cost						
Depreciation & Amortisation		1,45,723.91	6,48,523.89			1,11,490.53
TAXATION (5)	12,75,461.05	12,11,140.70	21,00,827.84	8,29,567.35	-	27,57,576.65
Total Expenditure (6)	249,56,461.07	236,97,929.33	411,06,099.09	162,31,828.80	-	539,56,453.15
Operating Profit (1)+(2)-(6)=(7)	47,53,611.63	43,14,330.67	70,57,680.91	30,63,091.20	-	100,87,232.02
Capital expenditure (8)	-	166,31,456.00	199,83,460.00	-	-	128,57,518.00
Opening RAB (9)	4,338.46	3,65,799.60	3,78,639.50	-	-	-
Disposals/Transfers (10)	-	-	-	-	-	-
Depreciation of RAB	-	-1,45,723.91	-6,48,523.89	-	-	-1,11,490.53
Closing RAB	4,338.46	168,51,531.69	197,13,575.61	-	-	127,46,027.47
Average RAB	4,338.46	86,08,665.65	100,46,107.56	-	-	63,73,013.74


OPERATING EXPENSES AND TAXATION ARE PRORATED



Dr. Ravi Kumar
 Director/Chief Financial Officer
 Air Transport Services
 New Delhi

AIATSL					
	Vishakapatnam	Sub Total	Other Stations	Total	Figures as per P&L
TOTAL MT Volume	1,575.00	1,04,995.00	25,032.00	1,30,027.00	
Revenue from Regulated services including increase in volume (1)	662,36,037.97	54642,51,984.68	5036,50,567.32	59679,02,552.00	59679,02,552.00
Total Revenue from services other than Regulated Services (2)		2773,86,147.00		2773,86,147.00	2773,86,147.00
Total Revenue	662,36,037.97	57416,38,131.68	5036,50,567.32	62452,88,699.00	62452,88,699.00
Operating Expenditure(3)	556,38,271.89	48229,76,030.61	4466,06,783.55	52695,82,814.16	52695,82,814.16
Concession					-
Space rent	92,247.48	450,71,668.61	99,623.23	451,71,291.84	451,71,291.84
Land Licence	35,863.24	150,16,794.07	25,44,537.93	175,61,332.00	175,61,332.00
Finance cost		-			-
Depreciation & Amortisation	4,98,005.61	1875,92,670.54	44,38,455.46	1920,31,126.00	1920,31,126.00
TAXATION (5)	28,75,529.32	2591,48,349.39	231,86,907.61	2823,35,257.00	2823,35,257.00
Total Expenditure (6)	562,64,388.22	50706,57,163.83	4536,89,400.17	55243,46,564.00	55243,46,564.00
Operating Profit (1)+(2)-(6)=(7)	99,71,649.75	6709,80,967.85	499,61,167.15	7209,42,135.00	7209,42,135.00
Capital expenditure (8)	246,73,613.00	4262,45,378.00	1445,36,505.00	5707,81,883.00	5707,81,883.00
Opening RAB (9)	8,58,160.30	13592,77,405.12	85,59,734.88	13678,37,140.00	13678,37,140.00
Disposals/Transfers (10)		-	-	-	-
Depreciation of RAB	-4,98,005.61	-1846,53,406.27	-46,18,793.73	-1892,72,200.00	-1892,72,200.00
Closing RAB	250,33,767.69	16008,69,376.85	1484,77,446.15	17493,46,823.00	17493,46,823.00
Average RAB	129,45,964.00	14800,73,390.99	785,18,590.51	15585,91,981.50	15585,91,981.50

OPERATING EXPENSES AND TAXATION ARE PRORATED


 J.V. Ravi Kumar
 Chief Financial Officer
 Andhra Pradesh Air Transport Services Ltd.
 Hyderabad

AIATSL	ACTUALS(2017-18)						
	Ahmedabad	Amritsar	Bagdogra	Bangalore	Bhubneshwar	Calicut	Chandigarh
TOTAL MT Volume	2774.00	2686.00	520.00	0.00	2059.00	5749.00	1256.00
Revenue from Regulated services including increase in volume (1)	889,96,931.57	1644,73,418.95	147,57,684.78		577,08,086.00	2979,86,450.00	315,40,162.25
Total Revenue from services other than Regulated Services (2)							
Total Revenue	889,96,931.57	1644,73,418.95	147,57,684.78		577,08,086.00	2979,86,450.00	315,40,162.25
Operating Expenditure(3)	683,67,822.54	1263,49,182.18	113,36,916.41		443,31,597.88	2289,14,462.27	242,29,287.21
Concession							
Space rent						29,36,647.81	
Land Licence	96,742.57	3,35,535.75	1,15,384.47		2,56,690.11	5,42,186.31	
Finance cost							
Depreciation & Amortisation	46,33,229.46	26,66,100.86	2,12,825.71		6,58,008.72	64,46,490.73	26,32,026.89
TAXATION (5)	68,43,715.75	121,10,354.91	10,92,137.06		42,36,144.13	223,61,161.81	25,14,866.55
Total Expenditure (6)	730,97,794.57	1293,50,818.79	116,65,126.59	-	452,46,296.71	2388,39,787.13	268,61,314.10
Operating Profit (1)+(2)-(6)=(7)	158,99,137.00	351,22,600.16	30,92,558.19	-	124,61,789.29	591,46,662.87	46,78,848.15
Capital expenditure (8)	585,16,813.00	659,99,466.00	-	-	50,66,476.00	42,72,272.00	296,91,982.00
Opening RAB (9)	217,91,285.65	84,77,765.96	32,41,314.24	-	86,71,388.78	399,59,252.97	313,73,939.52
Disposals/Transfers (10)	-73,858.18	-	-	-	-	-	-
Depreciation of RAB	-46,29,738.21	-26,17,219.24	-2,12,825.71	-	-6,58,008.72	-64,46,490.73	-26,29,081.89
Closing RAB	756,04,502.26	718,60,012.72	30,28,488.53	-	130,79,856.06	377,85,034.24	584,36,839.63
Average RAB	486,97,893.96	401,68,889.34	31,34,901.39	-	108,75,622.42	388,72,143.61	449,05,389.58


OPERATING EXPENSES AND TAXATION ARE PRORATED


 रवी कुमार/JV Ravi Kumar
 मुख्य वित्त अधिकारी/Chief Financial Officer
 भारत एयर ट्रांसपोर्ट सर्विसेज लिमिटेड
 - India Air Transport Services Limited
 नई दिल्ली/New Delhi

47

AIATSL	Chennai	Cochin	Coimbatore	Delhi	Goa	Guwahati	Hyderabad
TOTAL MT Volume	13619.00	16309.00	1970.00		4608.00	2355.00	
Revenue from Regulated services including increase in volume (1)	10777,19,175.29	6838,85,943.78	632,82,536.00	224,65,848.50	3146,60,030.29	457,52,159.67	
Total Revenue from services other than Regulated Services (2)							
Total Revenue	10777,19,175.29	6838,85,943.78	632,82,536.00	224,65,848.50	3146,60,030.29	457,52,159.67	
Operating Expenditure(3)	8279,08,468.63	5253,64,099.86	486,13,914.15	172,58,360.67	2417,23,177.79	351,47,004.26	
Concession							
Space rent	88,00,143.00	10,53,482.14	1,50,766.30			5,63,719.96	
Land Licence	16,24,749.51	1,94,501.91	27,835.62			1,04,078.28	
Finance cost							
Depreciation & Amortisation	292,33,853.65	88,54,322.05	13,99,866.69	12,18,936.14	34,44,829.71	6,19,846.92	
TAXATION (5)	812,25,205.82	501,32,564.13	46,99,217.02	17,29,920.42	229,53,635.79	34,11,161.52	
Total Expenditure (6)	8675,67,214.78	5354,66,405.96	501,92,382.77	184,77,296.81	2451,68,007.50	364,34,649.42	
Operating Profit (1)+(2)-(6)=(7)	2101,51,960.51	1484,19,537.82	130,90,153.23	39,88,551.69	694,92,022.79	93,17,510.25	
Capital expenditure (8)	1793,32,948.00	1115,56,766.00	45,64,900.00	10,64,564.00	457,42,141.00	76,000.00	-
Opening RAB (9)	1578,55,540.19	352,43,157.99	211,30,165.66	38,79,328.55	206,04,670.70	88,59,372.30	-
Disposals/Transfers (10)	-1,47,210.40	-	-1,777.16	-	-	-	-
Depreciation of RAB	-288,74,541.99	-88,54,322.05	-13,99,866.69	-3,53,078.16	-34,13,163.04	-6,19,846.92	-
Closing RAB	3081,66,735.80	1379,45,601.94	242,93,421.81	45,90,814.39	629,33,648.66	83,15,525.38	-
Average RAB	2330,11,138.00	865,94,379.97	227,11,793.74	42,35,071.47	417,69,159.68	85,87,448.84	


OPERATING EXPENSES AND TAXATION ARE PRORATED.



 Director of Transport Services, New Delhi


AIATSL							
	Indore	Jaipur	Kannur	Kolkata	Lucknow	Mangalore	Mumbai
TOTAL MT Volume	1003.00	2093.00	0.00	13645.00	3583.00		28341.00
Revenue from Regulated services including increase in volume (1)	208,00,616.00	625,50,627.72		9272,24,061.89	2576,58,077.94		13922,87,209.02
Total Revenue from services other than Regulated Services (2)							2238,34,414.00
Total Revenue	208,00,616.00	625,50,627.72	-	9272,24,061.89	2576,58,077.94		16161,21,623.02
Operating Expenditure(3)	159,79,121.96	480,51,659.09		7122,97,480.41	1979,34,034.79		12415,11,526.10
Concession							
Space rent	1,07,122.75	3,80,550.00		101,59,224.19	5,05,313.25		391,29,722.21
Land Licence	19,777.82	70,260.04			93,294.79		72,24,427.70
Finance cost							
Depreciation & Amortisation	2,93,335.63	18,73,447.91		218,35,771.43	22,24,789.21		1439,47,257.10
TAXATION (5)	15,35,375.26	47,16,400.25		696,83,718.48	187,95,735.32		1340,52,207.38
Total Expenditure (6)	163,99,358.16	503,75,917.04	-	7442,92,476.03	2007,57,432.04		14318,12,933.11
Operating Profit (1)+(2)-(6)=(7)	44,01,257.84	121,74,710.68	-	1829,31,585.86	569,00,645.90		1843,08,689.91
Capital expenditure (8)	68,84,456.00	570,85,060.00	-	1722,26,334.00	661,95,323.00	-	2581,03,095.00
Opening RAB (9)	9,60,378.59	41,42,970.70	-	1372,97,159.75	58,39,680.68	-	10183,11,311.51
Disposals/Transfers (10)	-	-	-	-2,79,974.69		-	-10,73,118.70
Depreciation of RAB	-2,93,335.63	-18,32,398.10	-	-218,35,771.43	-22,24,643.53	-	-1419,92,400.43
Closing RAB	75,51,498.96	593,95,632.60	-	2874,07,747.63	698,10,360.15	-	11333,48,887.38
Average RAB	42,55,938.78	317,69,301.65	-	2123,52,453.69	378,25,020.42		10758,30,099.45

OPERATING EXPENSES AND TAXATION ARE PRORATED


 रवी कुमार / Mr. Ravi Kumar
 मुख्य वित्त अधिकारी / Chief Financial Officer
 भारत वायु सेवा एयर ट्रांसपोर्ट सर्विसेज लिमिटेड
 Air India Air Transport Services Limited
 नई दिल्ली / New Delhi

AIATSL						
	Nagpur	Patna	Pune	Srinagar	Thiruvananthapuram	Varanasi
TOTAL MT Volume	1163.00	1162.00	2745.00	2026.00	0.00	2116.00
Revenue from Regulated services including increase in volume (1)	324,81,514.27	370,01,741.00	593,75,236.64	305,40,191.00		727,70,120.40
Total Revenue from services other than Regulated Services (2)						
Total Revenue	324,81,514.27	370,01,741.00	593,75,236.64	305,40,191.00	-	727,70,120.40
Operating Expenditure(3)	249,52,437.85	284,24,895.31	456,12,310.11	234,61,105.03		559,02,316.97
Concession						
Space rent				25,310.04		50,698.93
Land Licence		27,259.19		4,672.93		9,360.42
Finance cost						
Depreciation & Amortisation	3,08,607.19	11,70,886.79	16,23,252.53	1,71,136.12		8,21,044.51
TAXATION (5)	23,65,042.79	27,73,430.79	44,22,387.38	22,15,354.60		53,16,297.07
Total Expenditure (6)	252,61,045.04	296,23,041.29	472,35,562.64	236,62,224.12	-	567,83,420.84
Operating Profit (1)+(2)-(6)=(7)	72,20,469.23	73,78,699.71	121,39,673.99	68,77,966.88	-	159,86,699.56
Capital expenditure (8)	161,26,831.00	46,40,047.00	169,66,577.00	70,10,418.00	-	4,29,429.00
Opening RAB (9)	4,338.46	168,51,531.69	197,13,575.61	-	-	127,46,027.47
Disposals/Transfers (10)	-487.92	-	-	-	-	-
Depreciation of RAB	-3,08,607.19	-11,70,886.79	-16,23,252.53	-1,71,136.12	-	-8,21,044.51
Closing RAB	158,22,074.35	203,20,691.90	350,56,900.08	68,39,281.88	-	123,54,411.96
Average RAB	79,13,206.41	185,86,111.80	273,85,237.85	34,19,640.94	-	125,50,219.72

OPERATING EXPENSES AND TAXATION ARE PRORATED


 श्री रवि कुमार / JV Ravi Kumar
 जूनियर प्रोडक्शन / Junior Financial Officer
 नई दिल्ली / New Delhi
 नई दिल्ली / New Delhi

AIATSL	Vishakapatnam	Sub Total	Other Stations	Total	Figures as per P&L
TOTAL MT Volume	2836.00	114618.00	30640.00	145258.00	
Revenue from Regulated services including increase in volume (1)	874,76,048.00	58433,93,870.95	6123,49,303.05	64557,43,174.00	64557,43,174.00
Total Revenue from services other than Regulated Services (2)		2238,34,414.00		2238,34,414.00	2238,34,414.00
Total Revenue	874,76,048.00	60671,91,044.95	6123,86,543.03	66795,77,587.98	66795,77,588.00
Operating Expenditure(3)	671,99,473.30	46608,42,046.84	4704,37,955.15	51312,80,001.99	51312,80,002.00
Concession		-		-	-
Space rent	1,34,565.38	639,97,265.96	18,96,042.04	658,93,308.00	658,93,308.00
Land Licence	24,844.49	107,71,601.91	13,94,123.09	121,65,725.00	121,65,725.00
Finance cost		-		-	-
Depreciation & Amortisation	18,05,789.18	2380,95,655.13	106,52,258.87	2487,47,914.00	2487,47,914.00
TAXATION (5)	64,75,480.69	4656,58,836.51	453,49,680.49	5110,08,517.00	5110,08,517.00
Total Expenditure (6)	691,64,672.34	49737,06,569.84	4843,80,379.16	54580,86,949.00	54580,86,949.00
Operating Profit (1)+(2)-(6)=(7)	183,11,375.66	10934,84,475.11	1280,06,163.87	12214,90,638.98	12214,90,639.00
Capital expenditure (8)	136,10,701.00	11251,62,599.00	266,25,394.00	11517,87,993.00	11517,87,993.00
Opening RAB (9)	250,33,767.69	16019,87,924.66	1473,58,898.34	17493,46,823.00	17493,46,823.00
Disposals/Transfers (10)	-3,204.95	-15,79,632.00	-	-15,79,632.00	-15,79,632.00
Depreciation of RAB	-18,05,789.18	-2347,87,448.79	-107,48,595.21	-2455,36,044.00	-2455,36,044.00
Closing RAB	368,35,475.79	24907,83,444.10	1632,35,695.90	26540,19,140.00	26540,19,140.00
Average RAB	309,34,621.74	20463,85,684.38	1552,97,297.12	22016,82,981.50	22016,82,981.50

OPERATING EXPENSES AND TAXATION ARE PRORATED


 श्री. ए. ए. रावु/ Mr. A. A. Ravi Kumar
 श्री. ए. ए. रावु/ Chief Financial Officer
 श्री. ए. ए. रावु/ प्रमुख वित्त अधिकारी
 श्री. ए. ए. रावु/ Chief Financial Officer
 श्री. ए. ए. रावु/ प्रमुख वित्त अधिकारी

AIATSL

BALANCE SHEET AS AT MARCH 31, 2017

(Amount in Rupees)

Particulars	Note Ref	As at March 31, 2017	As at March 31, 2016
I EQUITY & LIABILITIES			
1 Shareholders' Funds			
(a) Share Capital	2	1,384,242,000	1,384,242,000
(b) Reserves and Surplus	3	2,252,644,427	1,918,328,879
(c) Money Received Against Share Warrants			
		3,636,886,427	3,302,570,879
2 Share Application Money Pending Allotment		-	-
3 Non-Current Liabilities			
(a) Long-Term Borrowings		-	-
(b) Deferred Tax Liabilities (Net)	4	-	-
(c) Other Long Term Liabilities	5	3,070,000	3,070,000
(d) Long Term Provisions		1,749,331,663	1,617,052,629
		1,752,401,663	1,620,122,629
4 Current Liabilities			
(a) Short-Term Borrowings		-	-
(b) Trade Payables	7	350,810,142	86,799,634
(c) Other Current Liabilities	8	986,833,130	800,772,985
(d) Short-Term Provisions	6	189,291,274	329,701,706
		1,526,934,546	1,217,274,325
Total		6,916,222,636	6,139,967,833
II ASSETS			
Non-Current Assets			
1 (a) Fixed Assets			
(i) Tangible Assets	9	1,762,507,370	1,377,843,295
(ii) Intangible Assets		-	-
(iii) Capital Work-in-Progress		-	-
(iv) Intangible Assets Under Development		-	-
		1,762,507,370	1,377,843,295
(b) Non-Current Investments		-	-
(c) Deferred Tax Assets (Net)	4	25,289,411	115,124,668
(d) Long-Term Loans & Advances	10	1,060,542,123	709,982,816
(e) Other Non-Current Assets		-	-
		1,085,831,534	825,107,484
		2,848,338,904	2,202,950,779
2 Current Assets			
(a) Current Investments		-	-
(b) Inventories		-	-
(c) Trade Receivables	11	3,625,419,660	3,223,017,283
(d) Cash and Bank Balances	12	173,751,138	551,061,084
(e) Short-Term Loans and Advances	10	-	-
(f) Other Current Assets	13	268,712,934	162,938,687
		4,067,883,732	3,937,017,055
Total		6,916,222,636	6,139,967,833

Statement of Significant Accounting policies and Other Explanatory Notes

1

As Per Our Report Of Even Date Attached

For and on behalf of
Jain & Jain
 Chartered Accountants
 FRN : 103869W

For and on behalf of the Board
 Sd/-
(Pradeep Singh Kharola)
 Chairman

Sd/-
(Vinod Hejmedi)
 Director

Sd/-
Ajay Jain
 Partner (M.No. 110372)

Sd/-
(Milan Shah)
 Chief of Finance

Sd/-
(Capt. A.K.Sharma)
 Chief Executive Officer

Sd/-
(Poonam Bharwani)
 Company Secretary

Place: Delhi

Date : 13 December 2017



STATEMENT OF PROFIT AND LOSS FOR THE YEAR ENDED MARCH 31, 2017
(Amount in Rupees)

Particulars	Note Ref	2016-17	2015-16
I Revenue from Operations (Gross):			
- Revenue from Handling Services	14	5,967,902,552	5,943,017,535
II Other Income:	15	277,386,147	425,992,936
III Total Revenue (I + II)		6,245,288,699	6,369,010,471
IV Expenses:			
Employee Benefit Expenses	16	4,203,503,468	4,055,538,314
Finance Cost	17	-	-
Depreciation and Amortisation	18	192,031,126	179,336,158
Other Expenses	19	1,128,811,969	1,110,263,335
Total Expenses		5,524,346,564	5,345,137,808
V Profit Before exceptional and extraordinary items and Tax (III-IV)		720,942,135	1,023,872,663
VI Exceptional Items		-	1,383,742
Prior Period Adjustments (Net)		104,291,330	(25,261,185)
VII Profit Before extraordinary items and Tax (V-VI)		616,650,805	1,047,750,106
VIII Extraordinary Items		-	-
IX Profit Before Tax (VII-VIII)		616,650,805	1,047,750,106
X Tax Expense			
1. Current Tax		192,500,000	35,000,000
2. Short/ (Excess) Provision of Tax		-	-
3. Deferred Tax Liability / (asset)		89,835,257	(1,328,760)
XI Profit For the period from Continuing Operations (IX-X)		334,315,548	1,014,078,865
XV Profit For the period (XIV+XI)		334,315,548	1,014,078,865
XVI Earnings per Equity Share:			
Basic		2.42	7.33
Diluted		2.42	7.33

As Per Our Report Of Even Date Attached

For and on behalf of
Jain & Jain
Chartered Accountants
FRN : 103869W

For and on behalf of the Board
Sd/-
(Pradeep Singh Kharola)
Chairman

Sd/-
(Vinod Hejmedi)
Director

Sd/-
Ajay Jain
Partner (M.No. 110372)
Place: Delhi
Date : 13 December 2017

Sd/-
(Milan Shah)
Chief of Finance

Sd/-
(Capt. A.K.Sharma)
Chief Executive Officer

Sd/-
(Poonam Bharwani)
Company Secretary

BALANCE SHEET AS AT MARCH 31, 2018**(Amount in Rupees)**

Particulars	Note Ref	As at March 31, 2018	As at March 31, 2017	As at April 01, 2016
ASSETS :				
1. Non-current Assets				
(i) Property, Plant & Equipment	2	2,665,260,215	1,762,507,369	1,37,78,43,295
(ii) Financial assets:				
a) Others				
(iii) Income Tax Assets	4	1,015,846,448	1,060,542,123	70,99,82,816
(iv) Deferred Tax Assets (net)	10	5,777,504	25,289,411	11,51,24,668
(v) Other Non-Current Assets		-	-	-
2. Current Assets				
(i) Inventories	5	136,752,440		
(ii) Financial assets:				
a) Trade Receivables	6	3,148,651,968	3,026,770,749	2,76,11,53,457
b) Cash and Cash equivalents	7	228,404,569	173,751,138	55,10,61,084
c) Bank balances other than (b) above		-	-	-
d) Others	3	9,216,980	37,460,258	1,43,14,301
(iii) Current Tax Assets				
(iv) Other Current Assets	5	226,665,894	331,567,442	11,28,77,265
Total Assets		7,436,576,019	6,417,888,489	5,64,23,56,886
EQUITY AND LIABILITIES :				
1. Equity				
a) Equity Share Capital	8	1,384,242,000	1,384,242,000	1,38,42,42,000
b) Other Equity	9	671,093,956	42,058,937	-10,84,71,958
2. Liabilities :				
(i) Non-current Liabilities				
a) Financial Liabilities				
i) Other	11	2,555,000	3,070,000	30,70,000
b) Provisions	12	3,211,264,484	3,034,105,332	2,78,86,71,990
c) Other non Current Liabilities				
(ii) Current Liabilities				
a) Financial Liabilities				
i) Trade Payables	13	125,817,232	488,093,963	31,58,70,970
ii) Other	11	1,492,411,705	1,161,199,271	83,71,66,503
b) Provisions	12	361,788,766	231,997,060	36,39,73,660
c) Other Current Liabilities	14	187,402,877	73,121,926	5,78,33,721
Total Equity & Liabilities		7,436,576,019	6,417,888,489	5,64,23,56,886

As Per Our Report Of Even Date Attached

For and on behalf of

Jain & Jain

Chartered Accountants

FRN : 103869W

Sd/-

CA Jimmy Sheth

Partner (M.No. 122280)

Place: Delhi

Date : 6th November 2018

For and on behalf of the Board of Directors

Sd/-

(Pradeep Singh Kharola)

Chairman

DIN : 05347746

Sd/-

(J.V. Ravi Kumar)

Chief Financial Officer

Sd/-

(Vinod Hejmedi)

Director

DIN : 07346490

Sd/-

(Capt. A.K.Sharma)

Chief Executive Officer

Sd/-

(Poonam Bharwani)

Company Secretary

STATEMENT OF PROFIT AND LOSS FOR THE YEAR ENDED MARCH 31, 2018
(Amount in Rupees)

Particulars	Note Ref	2017-18	2016-17
I. Revenue from Operations (Gross):			
Less : Excise Duty			
- Revenue from Handling Services	15	6,455,743,174	5,920,329,628
II. Other Income:	16	223,834,414	266,829,539
III Total Revenue (I + II)		6,679,577,588	6,187,159,167
IV. Expenses:			
Employee Benefit Expenses	17	4,573,867,178	4,307,180,668
Finance Cost	18	-	-
Depreciation and Amortisation	19	248,747,914	192,031,126
Other Expenses	20	635,471,857	1,170,184,680
Total Expenses		5,458,086,949	5,669,396,474
V Profit Before exceptional items and Tax (III-IV)		1,221,490,639	517,762,692
VI. Exceptional Items		-	-
Prior Period Adjustments (Net)		-	-
IX Profit Before Tax (VII-VIII)		1,221,490,639	517,762,692
X. Tax Expense			
1. Current Tax		491,496,610	192,500,000
2. Short/ (Excess) Provision of Tax		-	-
3. Deferred Tax Liability / (asset)		19,511,907	89,835,257
XI. Profit For the period from Continuing Operations (IX-X)		710,482,122	235,427,436
XV. Profit For the period (XIV+XI)		710,482,122	235,427,436
IX. Other Comprehensive Income			
a. Acturial Gain/(loss) on defined benefit obligation		(81,447,103)	(84,896,541)
X Total Comprehensive Income for the year		629,035,019	150,530,895
XI. Earning per Equity Share			
Basic		5.13	1.70
Diluted		5.13	1.70

Significant Accounting Policies and Notes forming part of the Financial Statement 1
2-52

The accompanying notes are an integral part of the Financial Statements.
This is the statement of Profit and Loss referred to in our report of even date.

As Per Our Report Of Even Date Attached

For and on behalf of
Jain & Jain
Chartered Accountants
FRN : 103869W

Sd/-
CA Jimmy Sheth
Partner (M.No. 122280)
Place: Delhi
Date : 6th November 2018

For and on behalf of the Board of Directors

Sd/-
(Pradeep Singh Kharola)
Chairman
DIN : 05347746

Sd/-
(J.V. Ravi Kumar)
Chief Financial Officer

Sd/-
(Vinod Hejmedi)
Director
DIN : 07346490

Sd/-
(Capt. A.K.Sharma)
Chief Executive Officer

Sd/-
(Poonam Bharwani)
Company Secretary

Amritsar Airport		[In Lakhs]		
Air India Air Transport Services Limited (AIATSL)	FY 2016-17	FY 2017-18	FY 2018-19	
TOTAL MT Volume	2320	2,686	2,615	
Revenue from Regulated services including increase in volume (1)	1656.84	1,644.73	1,060.88	
Total Revenue from services other than Regulated Services (2)				
Total Revenue	1656.84	1,644.73	1,060.88	
Operating Expenditure(3)	1391.75	1,263.49	815.77	
Concession				
Space rent	0.00		1.96	
Land Licence	2.70	3.35	0.33	
Finance cost	0.00			
Depreciation & Amortisation	6.01	26.66	48.95	
TAXATION (5)	71.57	121.10	101.79	
Total Expenditure (6)	1400.45	1,293.50	867.03	
Operating Profit (1)+(2)-(6)=(7)	256.39	351.22	193.85	
Capital expenditure (8)	45.17	659.99	0	
Opening RAB (9)	45.19	84.77	718.6	
Disposals/Transfers (10)	0.00	-	0.00	
Depreciation of RAB	5.59	26.17	48.46	
Closing RAB	84.78	718.60	670.13	
Average RAB	64.99	401.68	694.36	
Return on Average RAB	395%	87%	28%	
Profit Margin	15%	21%	18%	

Bhubaneswar Airport		[In Lakhs]		
Air India Air Transport Services Limited (AIATSL)	FY 2016-17	FY 2017-18	FY 2018-19	
TOTAL MT Volume	1680	2,059	2,577	
Revenue from Regulated services including increase in volume (1)	507.20	577.08	629.98	
Total Revenue from services other than Regulated Services (2)				
Total Revenue	507.20	577.08	629.98	
Operating Expenditure(3)	426.05	443.31	484.42	
Concession				
Space rent	0.00		1.50	
Land Licence	2.06	2.56	0.25	
Finance cost	0.00			
Depreciation & Amortisation	2.04	6.58	8.93	
TAXATION (5)	21.98	42.36	60.44	
Total Expenditure (6)	430.15	452.46	495.13	
Operating Profit (1)+(2)-(6)=(7)	77.05	124.61	134.84	
Capital expenditure (8)	86.72	50.66		
Opening RAB (9)	2.04	86.71	130.79	
Disposals/Transfers (10)	0.00			
Depreciation of RAB	2.04	6.58	8.93	
Closing RAB	86.71	130.79	121.85	
Average RAB	44.37	108.75	126.32	
Return on Average RAB	174%	115%	107%	
Profit Margin	15%	22%	21%	

82

Chandigarh Airport		[In Lakhs]	
Air India Air Transport Services Limited (AIATSL)	FY 2016-17	FY 2017-18	FY 2018-19
TOTAL MT Volume	588	1,256	1,453
Revenue from Regulated services including increase in volume (1)	195.27	315.40	279.07
Total Revenue from services other than Regulated Services (2)			
Total Revenue	195.27	315.40	279.07
Operating Expenditure(3)	164.02	242.29	214.59
Concession			
Space rent	0.00		
Land Licence	0.00		
Finance cost	0.00		
Depreciation & Amortisation	6.25	26.32	38.00
TAXATION (5)	8.70	25.14	26.77
Total Expenditure (6)	170.27	268.61	252.6
Operating Profit (1)+(2)-(6)=(7)	25.00	46.78	26.46
Capital expenditure (8)	319.96	296.91	
Opening RAB (9)	0.00	313.73	584.36
Disposals/Transfers (10)	0.00		
Depreciation of RAB	6.22	26.29	37.99
Closing RAB	313.74	584.36	546.37
Average RAB	156.87	449.05	565.37
Return on Average RAB	16%	10%	5%
Profit Margin	13%	15%	9%

Goa Airport		[In Lakhs]	
Air India Air Transport Services Limited (AIATSL)	FY 2016-17	FY 2017-18	FY 2018-19
TOTAL MT Volume	4628	4,608	4,386
Revenue from Regulated services including increase in volume (1)	2957.74	3,146.60	2,576.26
Total Revenue from services other than Regulated Services (2)			
Total Revenue	2957.74	3,146.60	2,576.26
Operating Expenditure(3)	2484.50	2,417.23	1,981.03
Concession			
Space rent	0.00		
Land Licence	0.00		
Finance cost	0.00		
Depreciation & Amortisation	7.58	34.44	44.74
TAXATION (5)	127.36	229.53	247.19
Total Expenditure (6)	2492.08	2,451.68	2,025.78
Operating Profit (1)+(2)-(6)=(7)	465.66	694.92	550.47
Capital expenditure (8)	163.86	457.42	
Opening RAB (9)	49.72	206.04	629.33
Disposals/Transfers (10)	0.00		
Depreciation of RAB	7.53	34.13	44.24
Closing RAB	206.05	629.33	585.09
Average RAB	127.88	417.69	607.21
Return on Average RAB	364%	166%	91%
Profit Margin	16%	22%	21%

Jaipur Airport			[In Lakhs]
Air India Air Transport Services Limited (AIATSL)	FY 2016-17	FY 2017-18	FY 2018-19
TOTAL MT Volume	1320	2,093.00	2,800.00
Revenue from Regulated services including increase in volume (1)	600.67	625.50	554.24
Total Revenue from services other than Regulated Services (2)			
Total Revenue	600.67	625.50	554.24
Operating Expenditure(3)	504.56	480.51	426.18
Concession			
Space rent	2.61	3.80	2.64
Land Licence	1.01	0.70	0.45
Finance cost	0.00		
Depreciation & Amortisation	1.98	18.73	39.15
TAXATION (5)	26.07	47.16	53.17
Total Expenditure (6)	510.16	503.75	468.43
Operating Profit (1)+(2)-(6)=(7)	90.51	121.74	85.8
Capital expenditure (8)	42.88	570.85	
Opening RAB (9)	0.00	41.42	593.95
Disposals/Transfers (10)	0.00		
Depreciation of RAB	1.45	18.32	38.76
Closing RAB	41.43	593.95	555.19
Average RAB	20.71	317.69	574.57
Return on Average RAB	437%	38%	15%
Profit Margin	15%	19%	15%

Lucknow Airport		[In Lakhs]	
Air India Air Transport Services Limited (AIATSL)	FY 2016-17	FY 2017-18	FY 2018-19
TOTAL MT Volume	2264	3,583.00	3,353.00
Revenue from Regulated services including increase in volume (1)	1230.28	2,576.58	1,209.54
Total Revenue from services other than Regulated Services (2)			
Total Revenue	1230.28	2,576.58	1,209.54
Operating Expenditure(3)	1033.44	1,979.34	930.08
Concession			
Space rent	3.46	5.05	3.51
Land Licence	1.35	0.93	0.6
Finance cost	0.00		
Depreciation & Amortisation	1.46	22.24	45.61
TAXATION (5)	53.13	187.95	116.05
Total Expenditure (6)	1039.71	2,007.57	979.81
Operating Profit (1)+(2)-(6)=(7)	190.58	569.00	229.72
Capital expenditure (8)	59.53	661.95	
Opening RAB (9)	0.00	58.39	698.10
Disposals/Transfers (10)	0.00		
Depreciation of RAB	1.14	22.24	45.52
Closing RAB	58.40	698.10	652.57
Average RAB	29.20	378.25	675.33
Return on Average RAB	653%	150%	34%
Profit Margin	15%	22%	19%

Patna Airport			[In Lakhs]
Air India Air Transport Services Limited (AIATSL)	FY 2016-17	FY 2017-18	FY 2018-19
TOTAL MT Volume	1018	1,162.00	1,160.00
Revenue from Regulated services including increase in volume (1)	280.12	370.01	316.17
Total Revenue from services other than Regulated Services (2)			
Total Revenue	280.12	370.01	316.17
Operating Expenditure(3)	235.30	284.24	243.12
Concession			
Space rent	0.00		
Land Licence	0.22	0.27	0.18
Finance cost	0.00		
Depreciation & Amortisation	1.46	11.70	13.09
TAXATION (5)	12.11	27.73	30.33
Total Expenditure (6)	236.98	296.23	256.41
Operating Profit (1)+(2)-(6)=(7)	43.14	73.78	59.76
Capital expenditure (8)	166.31	46.40	
Opening RAB (9)	3.66	168.51	203.20
Disposals/Transfers (10)	0.00		
Depreciation of RAB	1.46	11.70	13.09
Closing RAB	168.52	203.20	190.10
Average RAB	86.09	185.86	196.65
Return on Average RAB	50%	40%	30%
Profit Margin	15%	20%	19%

Pune Airport		[In Lakhs]		
Air India Air Transport Services Limited (AIATSL)	FY 2016-17	FY 2017-18	FY 2018-19	
TOTAL MT Volume	2028	2,745.00	2,388.00	
Revenue from Regulated services including increase in volume (1)	481.64	593.75	600.26	
Total Revenue from services other than Regulated Services (2)				
Total Revenue	481.64	593.75	600.26	
Operating Expenditure(3)	404.58	456.12	461.57	
Concession				
Space rent	0.00			
Land Licence	0.00			
Finance cost	0.00			
Depreciation & Amortisation	6.49	16.23	23.82	
TAXATION (5)	21.00	44.22	57.59	
Total Expenditure (6)	411.06	472.35	485.39	
Operating Profit (1)+(2)-(6)=(7)	70.58	121.39	114.86	
Capital expenditure (8)	199.83	169.66	22.05	
Opening RAB (9)	3.79	197.13	350.56	
Disposals/Transfers (10)	0.00			
Depreciation of RAB	6.49	16.23	23.82	
Closing RAB	197.14	350.56	348.79	
Average RAB	100.46	273.85	349.68	
Return on Average RAB	70%	44%	33%	
Profit Margin	15%	20%	19%	

Varanasi Airport		[In Lakhs]	
Air India Air Transport Services Limited (AIATSL)	FY 2016-17	FY 2017-18	FY 2018-19
TOTAL MT Volume	1712	2,116.00	2,292.00
Revenue from Regulated services including increase in	640.44	727.70	473.89
Total Revenue from services other than Regulated			
Total Revenue	640.44	727.70	473.89
Operating Expenditure(3)	537.97	559.02	364.4
Concession			
Space rent	0.35	0.50	0.35
Land Licence	0.14	0.09	0.06
Finance cost	0.00		
Depreciation & Amortisation	1.11	8.21	7.87
TAXATION (5)	27.57	53.16	45.47
Total Expenditure (6)	539.56	567.83	372.69
Operating Profit (1)+(2)-(6)=(7)	100.87	159.86	101.19
Capital expenditure (8)	128.58	4.29	0
Opening RAB (9)	0.00	127.46	123.54
Disposals/Transfers (10)	0.00		0
Depreciation of RAB	1.11	8.21	7.87
Closing RAB	127.46	123.54	115.66
Average RAB	63.73	125.50	119.60
Return on Average RAB	158%	127%	85%
Profit Margin	16%	22%	21%

AIR INDIA AIR TRANSPORT SERVICES LTD. (AIATSL)
Annual Tariff Proposal for FY2019-20 and FY2020-21

Amritsar Airport

[In Rupees]

Sr.No.	STATION	SERVICES	A/C Type	Existing Rates (In INR)	PROJECTION		
					FY 2019-20	FY 2020-21	
	Rates are inclusive of Airport Royalty and excludes Govt. Taxes						
1	AMRITSAR	Comprehensive	B737	1,61,843	1,61,843	1,65,080	Per flight
	AMRITSAR	Comprehensive	B757	1,61,843	1,61,843	1,65,080	Per flight
	AMRITSAR	Comprehensive	B767	2,91,319	2,91,319	2,97,145	Per flight
	AMRITSAR	Comprehensive	B777	2,91,319	2,91,319	2,97,145	Per flight
	AMRITSAR	Comprehensive	B787-800	1,97,750	1,97,750	2,01,705	Per flight
	AMRITSAR	Comprehensive	B787-900	2,03,400	2,03,400	2,07,468	Per flight
	AMRITSAR	Comprehensive	B737F	28,250	28,250	28,815	Per flight
	AMRITSAR	Comprehensive	TU-154	83,754	83,754	85,430	Per flight
	AMRITSAR	Comprehensive	IL-62	1,01,961	1,01,961	1,04,000	Per flight
	AMRITSAR	Comprehensive	A330	1,61,843	1,61,843	1,65,080	Per flight
	AMRITSAR	Comprehensive	Fokker 100	85,373	85,373	87,080	Per flight
	AMRITSAR	Comprehensive	A319	85,373	85,373	87,080	Per flight

	AMRITSAR	Comprehensive	A320	85,373	85,373	87,080	Per flight
	AMRITSAR	Comprehensive	A321	85,373	85,373	87,080	Per flight
	AMRITSAR	Comprehensive	ERJ 190	72,830	72,830	74,286	Per flight
	AMRITSAR	Comprehensive	Upto and 190 tons (Narrow Body Aircraft)	1,65,161	1,65,161	1,68,464	Transit
	AMRITSAR	Comprehensive	Upto and 190 tons (Narrow Body Aircraft)	2,06,451	2,06,451	2,10,580	Turnaround within 4 hours
	AMRITSAR	Comprehensive	Upto and 190 tons (Narrow Body Aircraft)	2,71,897	2,71,897	2,77,335	Turnaround beyond 4 hours
	AMRITSAR	Comprehensive	Upto and 190 tons (Wide Body Aircraft)	3,06,727	3,06,727	3,12,862	Transit
	AMRITSAR	Comprehensive	Upto and 190 tons (Wide Body Aircraft)	3,83,409	3,83,409	3,91,077	Turnaround within 4 hours
	AMRITSAR	Comprehensive	Upto and 190 tons (Wide Body Aircraft)	5,04,952	5,04,952	5,15,051	Turnaround beyond 4 hours
	AMRITSAR	Comprehensive	Above 190 & Upto 300 tons	3,62,764	3,62,764	3,70,019	Transit
	AMRITSAR	Comprehensive	Above 190 & Upto 300 tons	4,54,192	4,54,192	4,63,276	Turnaround within 4 hours

	AMRITSAR	Comprehensive	Above 190 & Upto 300 tons	5,97,203	5,97,203	6,09,147	Turnaround beyond 4 hours
	AMRITSAR	Comprehensive	Above 300 tons	4,17,818	4,17,818	4,26,174	Transit
	AMRITSAR	Comprehensive	Above 300 tons	5,23,009	5,23,009	5,33,469	Turnaround within 4 hours
	AMRITSAR	Comprehensive	Above 300 tons	6,87,836	6,87,836	7,01,592	Turnaround beyond 4
	AMRITSAR	Comprehensive	Up to including 5 Ton	14,690	14,690	14,984	Per flight
	AMRITSAR	Comprehensive	Up to including 5 Ton(Foreign)	24,277	24,277	24,762	Per flight
	AMRITSAR	Comprehensive	Above 5 tons & Up to & including 10 tons	16,385	16,385	16,713	Per flight
	AMRITSAR	Comprehensive	Above 5 tons & Up to & including 10 tons(Foreign)	40,461	40,461	41,270	Per flight
	AMRITSAR	Comprehensive	Above 10 tons & Up to & including 20 tons	25,425	25,425	25,934	Per flight
	AMRITSAR	Comprehensive	Above 10 tons & Up to & including 20 tons(Foreign)	52,599	52,599	53,651	Per flight
	AMRITSAR	Comprehensive	Above 20 tons & Up to & Including 30 tons	28,250	28,250	28,815	Per flight

	AMRITSAR	Comprehensive	Above 20 tons & Up to & Including 30 tons(Foreign)	60,691	60,691	61,905	Per flight
	AMRITSAR	Comprehensive	Above 30 tons & Up to & including 50 tons	46,330	46,330	47,257	Per flight
	AMRITSAR	Comprehensive	Above 30 tons & Up to & including 50 tons(Foreign)	82,945	82,945	84,604	Per flight
	AMRITSAR	Comprehensive	Above 50 tons & Up to & including 70 tons	54,240	54,240	55,325	Per flight
	AMRITSAR	Comprehensive	Above 50 tons & Up to & including 70 tons(Foreign)	1,27,452	1,27,452	1,30,001	Per flight
	AMRITSAR	Comprehensive	Above 70 tons & Up to & Including 100 tons	79,100	79,100	80,682	Per flight
	AMRITSAR	Comprehensive	Above 70 tons & Up to & Including 100 tons(Foreign)	1,65,890	1,65,890	1,69,207	Per flight
	AMRITSAR	Comprehensive	Falcon 2000EX Easy	23,165	23,165	23,628	Per flight
	AMRITSAR	Comprehensive	Gulfstream200	28,250	28,250	28,815	Per flight
	AMRITSAR	Comprehensive	Hawker 850 XP	25,425	25,425	25,934	Per flight
	AMRITSAR	Comprehensive	B1900D	14,690	14,690	14,984	Per flight
	AMRITSAR	Comprehensive	Bell	14,690	14,690	14,984	Per flight

	AMRITSAR	Comprehensive	Gulfstream 5	37,290	37,290	38,036	Per flight
	AMRITSAR	Comprehensive	B747 Cargo Freighter	6,87,834	6,87,834	7,01,591	Per flight
	AMRITSAR	Comprehensive	Diamond DA42	14,690	14,690	14,984	Per flight
	AMRITSAR	Comprehensive	Embraer 500(Phenom 100)	14,690	14,690	14,984	Per flight
	AMRITSAR	Comprehensive	Gulfstream-V/IV/Global Jet/Embraer-135/ Challenger-604/Falcon 900/Lear Jet/Citation	40,462	40,462	41,271	Below 20 tons
	AMRITSAR	Comprehensive	Gulfstream-V/IV/Global Jet/Embraer-135/ Challenger-604/Falcon 900/Lear Jet/Citation	92,574	92,574	94,426	20 to 40 tons
	AMRITSAR	Comprehensive	Gulfstream-V/IV/Global Jet/Embraer-135/ Challenger-604/Falcon 900/Lear Jet/Citation	1,27,452	1,27,452	1,30,001	41 to 70 Tons
	AMRITSAR	Comprehensive	Gulfstream-V/IV/Global Jet/Embraer-135/ Challenger-604/Falcon 900/Lear Jet/Citation	44,507	44,507	45,397	Per flight (Foreign aircraft)

	AMRITSAR	Comprehensive	Gulfstream-V/IV/Global Jet/Embraer-135/ Challenger-604/Falcon 900/Lear Jet/Citation	1,21,382	1,21,382	1,23,810	50 to 70 tons
	AMRITSAR	Comprehensive	Gulfstream-V/IV/Global Jet/Embraer-135/ Challenger-604/Falcon 900/Lear Jet/Citation	1,65,890	1,65,890	1,69,207	70 to 100 Tons
	AMRITSAR	Comprehensive	Bell 407 GX Helicopter	9,605	9,605	9,797	Per flight
	AMRITSAR	Comprehensive	Pilatus PC-12-47 E	9,605	9,605	9,797	Per flight
	AMRITSAR	Comprehensive	Beechcraft B200 GT	11,272	11,272	11,497	Per flight
	AMRITSAR	Comprehensive	Learjet 45 XR	11,272	11,272	11,497	Per flight
	AMRITSAR	Comprehensive	Embrear EMB500	14,690	14,690	14,984	Per flight
	AMRITSAR	Comprehensive	Piaggion P180	14,690	14,690	14,984	Per flight

AIR INDIA AIR TRANSPORT SERVICES LTD. (AIATSL)
Annual Tariff Proposal for FY2019-20 and FY2020-21

					PROJECTION		
Sr.No.	STATION	SERVICES	A/C Type	Existing	FY 2019-20	FY 2020-21	
	Rates are inclusive of Airport Royalty and excludes Govt. Taxes						
2	Bhubneshwar	Comprehensive	B737	76,876	76,876	78,414	Per flight
	Bhubneshwar	Comprehensive	Fokker 100	85,373	85,373	87,080	Per flight
	Bhubneshwar	Comprehensive	A319	85,373	85,373	87,080	Per flight
	Bhubneshwar	Comprehensive	A320	85,373	85,373	87,080	Per flight
	Bhubneshwar	Comprehensive	A321	85,373	85,373	87,080	Per flight
	Bhubneshwar	Comprehensive	ERJ 190	72,830	72,830	74,286	Per flight
	Bhubneshwar	Comprehensive	Upto and 190 tons (Narrow Body Aircraft)	1,65,161	1,65,161	1,68,464	Transit
	Bhubneshwar	Comprehensive	Upto and 190 tons (Narrow Body Aircraft)	2,06,451	2,06,451	2,10,580	Turnaround within 4 hours
	Bhubneshwar	Comprehensive	Upto and 190 tons (Narrow Body Aircraft)	2,71,897	2,71,897	2,77,335	Turnaround beyond 4 hours
	Bhubneshwar	Comprehensive	Upto and 190 tons (Wide Body Aircraft)	3,06,727	3,06,727	3,12,862	Transit
	Bhubneshwar	Comprehensive	Upto and 190 tons (Wide Body Aircraft)	3,83,409	3,83,409	3,91,077	Turnaround within 4 hours
	Bhubneshwar	Comprehensive	Upto and 190 tons (Wide Body Aircraft)	5,04,952	5,04,952	5,15,051	Turnaround beyond 4 hours

	Bhubneshwar	Comprehensive	Above 190 & Upto 300 tons	3,62,764	3,62,764	3,70,019	Transit
	Bhubneshwar	Comprehensive	Above 190 & Upto 300 tons	4,54,192	4,54,192	4,63,276	Turnaround within 4 hours
	Bhubneshwar	Comprehensive	Above 190 & Upto 300 tons	5,97,203	5,97,203	6,09,147	Turnaround beyond 4 hours
	Bhubneshwar	Comprehensive	Above 300 tons	4,17,818	4,17,818	4,26,174	Transit
	Bhubneshwar	Comprehensive	Above 300 tons	5,23,009	5,23,009	5,33,469	Turnaround within 4 hours
	Bhubneshwar	Comprehensive	Above 300 tons	6,87,836	6,87,836	7,01,592	Turnaround beyond 4 hours
	Bhubneshwar	Comprehensive	Up to including 5 Ton	14,690	14,690	14,984	Per flight
	Bhubneshwar	Comprehensive	Up to including 5 Ton(Foreign)	24,277	24,277	24,762	Per flight
	Bhubneshwar	Comprehensive	Above 5 tons & Up to & including 10 tons	16,385	16,385	16,713	Per flight
	Bhubneshwar	Comprehensive	Above 5 tons & Up to & including 10 tons(Foreign)	40,461	40,461	41,270	Per flight
	Bhubneshwar	Comprehensive	Above 10 tons & Up to & including 20 tons	25,425	25,425	25,934	Per flight
	Bhubneshwar	Comprehensive	Above 10 tons & Up to & including 20 tons(Foreign)	52,599	52,599	53,651	Per flight

	Bhubneshwar	Comprehensive	Above 20 tons & Up to & Including 30 tons	28,250	28,250	28,815	Per flight
	Bhubneshwar	Comprehensive	Above 20 tons & Up to & Including 30 tons(Foreign)	60,691	60,691	61,905	Per flight
	Bhubneshwar	Comprehensive	Above 30 tons & Up to & including 50 tons	46,330	46,330	47,257	Per flight
	Bhubneshwar	Comprehensive	Above 30 tons & Up to & including 50 tons(Foreign)	82,945	82,945	84,604	Per flight
	Bhubneshwar	Comprehensive	Above 50 tons & Up to & including 70 tons	54,240	54,240	55,325	Per flight
	Bhubneshwar	Comprehensive	Above 50 tons & Up to & including 70 tons(Foreign)	1,27,452	1,27,452	1,30,001	Per flight
	Bhubneshwar	Comprehensive	Above 70 tons & Up to & Including 100 tons	79,100	79,100	80,682	Per flight
	Bhubneshwar	Comprehensive	Above 70 tons & Up to & Including 100 tons(Foreign)	1,65,890	1,65,890	1,69,207	Per flight
	Bhubneshwar	Comprehensive	Falcon 2000EX Easy	23,165	23,165	23,628	Per flight
	Bhubneshwar	Comprehensive	Gulfstream200	28,250	28,250	28,815	Per flight
	Bhubneshwar	Comprehensive	Hawker 850 XP	25,425	25,425	25,934	Per flight

	Bhubneshwar	Comprehensive	B1900D	14,690	14,690	14,984	Per flight
	Bhubneshwar	Comprehensive	Bell	14,690	14,690	14,984	Per flight
	Bhubneshwar	Comprehensive	Gulfstream 5	37,290	37,290	38,036	Per flight
	Bhubneshwar	Comprehensive	B747 Cargo Freighter	6,87,834	6,87,834	7,01,591	Per flight
	Bhubneshwar	Comprehensive	Diamond DA42	14,690	14,690	14,984	Per flight
	Bhubneshwar	Comprehensive	Embraer 500(Phenom 100)	14,690	14,690	14,984	Per flight
	Bhubneshwar	Comprehensive	Gulfstream-V/IV/Global Jet/Embraer-135/ Challenger-604/Falcon 900/Lear Jet/Citation	40,462	40,462	41,271	Below 20 tons
	Bhubneshwar	Comprehensive	Gulfstream-V/IV/Global Jet/Embraer-135/ Challenger-604/Falcon 900/Lear Jet/Citation	92,574	92,574	94,426	20 to 40 tons

	Bhubneshwar	Comprehensive	Gulfstream-V/IV/Global Jet/Embraer-135/ Challenger-604/Falcon 900/Lear Jet/Citation	1,27,452	1,27,452	1,30,001	41 to 70 Tons
	Bhubneshwar	Comprehensive	Gulfstream-V/IV/Global Jet/Embraer-135/ Challenger-604/Falcon 900/Lear Jet/Citation	44,507	44,507	45,397	Per flight (Foreign aircraft)
	Bhubneshwar	Comprehensive	Gulfstream-V/IV/Global Jet/Embraer-135/ Challenger-604/Falcon 900/Lear Jet/Citation	1,21,382	1,21,382	1,23,810	50 to 70 tons
	Bhubneshwar	Comprehensive	Gulfstream-V/IV/Global Jet/Embraer-135/ Challenger-604/Falcon 900/Lear Jet/Citation	1,65,890	1,65,890	1,69,207	70 to 100 Tons
	Bhubneshwar	Comprehensive	Bell 407 GX Helicopter	9,605	9,605	9,797	Per flight
	Bhubneshwar	Comprehensive	Pilatus PC-12-47 E	9,605	9,605	9,797	Per flight

	Bhubneshwar	Comprehensive	Beechcraft B200 GT	11,272	11,272	11,497	Per flight
	Bhubneshwar	Comprehensive	Learjet 45 XR	11,272	11,272	11,497	Per flight
	Bhubneshwar	Comprehensive	Embrear EMB500	14,690	14,690	14,984	Per flight
	Bhubneshwar	Comprehensive	Piaggion P180	14,690	14,690	14,984	Per flight

AIR INDIA AIR TRANSPORT SERVICES LTD. (AIATSL)
Annual Tariff Proposal for FY2019-20 and FY2020-21

Sr.No.	STATION	SERVICES	A/C Type	Existing Rates (In INR)	PROJECTION		
					FY 2019-20	FY 2020-21	
	Rates are inclusive of Airport Royalty and excludes Govt. Taxes						
3	Chandigarh	Comprehensive	B737	82,540	82,540	93,270	Per flight
	Chandigarh	Comprehensive	A320	82,540	82,540	93,270	Per flight
	Chandigarh	Comprehensive	A321	82,540	82,540	93,270	Per flight
	Chandigarh	Comprehensive	Fokker 100	85,373	85,373	96,471	Per flight
	Chandigarh	Comprehensive	A319	85,373	85,373	96,471	Per flight
	Chandigarh	Comprehensive	A320	85,373	85,373	96,471	Per flight
	Chandigarh	Comprehensive	A321	85,373	85,373	96,471	Per flight
	Chandigarh	Comprehensive	ERJ 190	72,830	72,830	82,297	Per flight
	Chandigarh	Comprehensive	Upto and 190 tons (Narrow Body Aircraft)	1,65,161	1,65,161	1,86,632	Transit
	Chandigarh	Comprehensive	Upto and 190 tons (Narrow Body Aircraft)	2,06,451	2,06,451	2,33,290	Turnaround within 4 hours
	Chandigarh	Comprehensive	Upto and 190 tons (Narrow Body Aircraft)	2,71,897	2,71,897	3,07,244	Turnaround beyond 4 hours

	Chandigarh	Comprehensive	Upto and 190 tons (Wide Body Aircraft)	3,06,727	3,06,727	3,46,602	Transit
	Chandigarh	Comprehensive	Upto and 190 tons (Wide Body Aircraft)	3,83,409	3,83,409	4,33,252	Turnaround within 4 hours
	Chandigarh	Comprehensive	Upto and 190 tons (Wide Body Aircraft)	5,04,952	5,04,952	5,70,596	Turnaround beyond 4 hours
	Chandigarh	Comprehensive	Above 190 & Upto 300 tons	3,62,764	3,62,764	4,09,923	Transit
	Chandigarh	Comprehensive	Above 190 & Upto 300 tons	4,54,192	4,54,192	5,13,237	Turnaround within 4 hours
	Chandigarh	Comprehensive	Above 190 & Upto 300 tons	5,97,203	5,97,203	6,74,839	Turnaround beyond 4 hours
	Chandigarh	Comprehensive	Above 300 tons	4,17,818	4,17,818	4,72,134	Transit
	Chandigarh	Comprehensive	Above 300 tons	5,23,009	5,23,009	5,91,000	Turnaround within 4 hours
	Chandigarh	Comprehensive	Above 300 tons	6,87,836	6,87,836	7,77,254	Turnaround beyond 4 hours
	Chandigarh	Comprehensive	Up to including 5 Ton	14,690	14,690	16,600	Per flight
	Chandigarh	Comprehensive	Up to including 5 Ton(Foreign)	24,277	24,277	27,433	Per flight
	Chandigarh	Comprehensive	Above 5 tons & Up to & including 10 tons	16,385	16,385	18,515	Per flight
	Chandigarh	Comprehensive	Above 5 tons & Up to & including 10 tons(Foreign)	40,461	40,461	45,721	Per flight

	Chandigarh	Comprehensive	Above 10 tons & Up to & including 20 tons	25,425	25,425	28,730	Per flight
	Chandigarh	Comprehensive	Above 10 tons & Up to & including 20 tons(Foreign)	52,599	52,599	59,437	Per flight
	Chandigarh	Comprehensive	Above 20 tons & Up to & Including 30 tons	28,250	28,250	31,923	Per flight
	Chandigarh	Comprehensive	Above 20 tons & Up to & Including 30 tons(Foreign)	60,691	60,691	68,581	Per flight
	Chandigarh	Comprehensive	Above 30 tons & Up to & including 50 tons	46,330	46,330	52,353	Per flight
	Chandigarh	Comprehensive	Above 30 tons & Up to & including 50 tons(Foreign)	82,945	82,945	93,728	Per flight
	Chandigarh	Comprehensive	Above 50 tons & Up to & including 70 tons	54,240	54,240	61,291	Per flight
	Chandigarh	Comprehensive	Above 50 tons & Up to & including 70 tons(Foreign)	1,27,452	1,27,452	1,44,020	Per flight
	Chandigarh	Comprehensive	Above 70 tons & Up to & Including 100 tons	79,100	79,100	89,383	Per flight

	Chandigarh	Comprehensive	Above 70 tons & Up to & Including 100 tons(Foreign)	1,65,890	1,65,890	1,87,455	Per flight
	Chandigarh	Comprehensive	Falcon 2000EX Easy	23,165	23,165	26,176	Per flight
	Chandigarh	Comprehensive	Gulfstream200	28,250	28,250	31,923	Per flight
	Chandigarh	Comprehensive	Hawker 850 XP	25,425	25,425	28,730	Per flight
	Chandigarh	Comprehensive	B1900D	14,690	14,690	16,600	Per flight
	Chandigarh	Comprehensive	Bell	14,690	14,690	16,600	Per flight
	Chandigarh	Comprehensive	Gulfstream 5	37,290	37,290	42,138	Per flight
	Chandigarh	Comprehensive	B747 Cargo Freighter	6,87,834	6,87,834	7,77,253	Per flight
	Chandigarh	Comprehensive	Diamond DA42	14,690	14,690	16,600	Per flight
	Chandigarh	Comprehensive	Embraer 500(Phenom 100)	14,690	14,690	16,600	Per flight
	Chandigarh	Comprehensive	Gulfstream-V/IV/Global Jet/Embraer-135/ Challenger-604/Falcon 900/Lear Jet/Citation	40,462	40,462	45,722	Below 20 tons

.	Chandigarh	Comprehensive	Gulfstream-V/IV/Global Jet/Embraer-135/ Challenger-604/Falcon 900/Lear Jet/Citation	92,574	92,574	1,04,609	20 to 40 tons
	Chandigarh	Comprehensive	Gulfstream-V/IV/Global Jet/Embraer-135/ Challenger-604/Falcon 900/Lear Jet/Citation	1,27,452	1,27,452	1,44,020	41 to 70 Tons
	Chandigarh	Comprehensive	Gulfstream-V/IV/Global Jet/Embraer-135/ Challenger-604/Falcon 900/Lear Jet/Citation	44,507	44,507	50,293	Per flight (Foreign aircraft)
	Chandigarh	Comprehensive	Gulfstream-V/IV/Global Jet/Embraer-135/ Challenger-604/Falcon 900/Lear Jet/Citation	1,21,382	1,21,382	1,37,162	50 to 70 tons
	Chandigarh	Comprehensive	Gulfstream-V/IV/Global Jet/Embraer-135/ Challenger-604/Falcon 900/Lear Jet/Citation	1,65,890	1,65,890	1,87,455	70 to 100 Tons

	Chandigarh	Comprehensive	Bell 407 GX Helicopter	9,605	9,605	10,854	Per flight
	Chandigarh	Comprehensive	Pilatus PC-12-47 E	9,605	9,605	10,854	Per flight
	Chandigarh	Comprehensive	Beechcraft B200 GT	11,272	11,272	12,737	Per flight
	Chandigarh	Comprehensive	Learjet 45 XR	11,272	11,272	12,737	Per flight
	Chandigarh	Comprehensive	Embrear EMB500	14,690	14,690	16,600	Per flight
	Chandigarh	Comprehensive	Piaggion P180	14,690	14,690	16,600	Per flight

AIR INDIA AIR TRANSPORT SERVICES LTD. (AIATSL)
Annual Tariff Proposal for FY2019-20 and FY2020-21

Sr.No.	STATION	SERVICES	A/C Type	Existing Rates (In INR)	PROJECTION		
					FY 2019-20	FY 2020-21	
	Rates are inclusive of Airport Royalty and excludes Govt. Taxes						
4	GOA	Comprehensive	A300	2,99,410	2,99,410	3,05,399	Per flight
	GOA	Comprehensive	A300-600	2,99,410	2,99,410	3,05,399	Per flight
	GOA	Comprehensive	A310	4,20,793	4,20,793	4,29,209	Per flight
	GOA	Comprehensive	A321	1,46,468	1,46,468	1,49,398	Per flight
	GOA	Comprehensive	A-330	3,96,517	3,96,517	4,04,447	Per flight
	GOA	Comprehensive	A340	4,97,669	4,97,669	5,07,622	Per flight
	GOA	Comprehensive	ATR-72	17,854	17,854	18,211	Per flight
	GOA	Comprehensive	B1900D	14,690	14,690	14,984	Per flight
	GOA	Comprehensive	B-707	2,26,581	2,26,581	2,31,112	Per flight
	GOA	Comprehensive	B737	1,54,560	1,54,560	1,57,651	Per flight
	GOA	Comprehensive	B-747	4,58,017	4,58,017	4,67,178	Per flight
	GOA	Comprehensive	B757	1,69,936	1,69,936	1,73,335	Per flight
	GOA	Comprehensive	B757-200	1,69,936	1,69,936	1,73,335	Per flight
	GOA	Comprehensive	B757-300	1,61,843	1,61,843	1,65,080	Per flight
	GOA	Comprehensive	B767	3,15,595	3,15,595	3,21,907	Per flight
	GOA	Comprehensive	B767-300	2,99,410	2,99,410	3,05,399	Per flight

	GOA	Comprehensive	B777	3,88,425	3,88,425	3,96,194	Per flight
	GOA	Comprehensive	I-96	4,36,978	4,36,978	4,45,717	Per flight
	GOA	Comprehensive	IL-62	2,26,581	2,26,581	2,31,112	Per flight
	GOA	Comprehensive	IL-86	4,36,978	4,36,978	4,45,717	Per flight
	GOA	Comprehensive	L1011	4,36,978	4,36,978	4,45,717	Per flight
	GOA	Comprehensive	MD-11	3,96,517	3,96,517	4,04,447	Per flight
	GOA	Comprehensive	MD-82	1,90,167	1,90,167	1,93,970	Per flight
	GOA	Comprehensive	MD-83	1,51,324	1,51,324	1,54,350	Per flight
	GOA	Comprehensive	Sukhoi Superjet 100	97,107	97,107	99,049	Per flight
	GOA	Comprehensive	TU-154	1,90,167	1,90,167	1,93,970	Per flight
	GOA	Comprehensive	TU-154M	1,82,074	1,82,074	1,85,715	Per flight
	GOA	Comprehensive	TU-204	1,82,074	1,82,074	1,85,715	Per flight
	GOA	Comprehensive	Fokker 100	85,373	85,373	87,080	Per flight
	GOA	Comprehensive	A319	85,373	85,373	87,080	Per flight
	GOA	Comprehensive	A320	85,373	85,373	87,080	Per flight
	GOA	Comprehensive	A321	85,373	85,373	87,080	Per flight
	GOA	Comprehensive	ERJ 190	72,830	72,830	74,286	Per flight

	GOA	Comprehensive	Upto and 190 tons (Narrow Body Aircraft)	1,65,161	1,65,161	1,68,464	Transit
	GOA	Comprehensive	Upto and 190 tons (Narrow Body Aircraft)	2,06,451	2,06,451	2,10,580	Turnaround within 4 hours
	GOA	Comprehensive	Upto and 190 tons (Narrow Body Aircraft)	2,71,897	2,71,897	2,77,335	Turnaround beyond 4 hours
	GOA	Comprehensive	Upto and 190 tons (Wide Body Aircraft)	3,06,727	3,06,727	3,12,862	Transit
	GOA	Comprehensive	Upto and 190 tons (Wide Body Aircraft)	3,83,409	3,83,409	3,91,077	Turnaround within 4 hours
	GOA	Comprehensive	Upto and 190 tons (Wide Body Aircraft)	5,04,952	5,04,952	5,15,051	Turnaround beyond 4 hours
	GOA	Comprehensive	Above 190 & Upto 300 tons	3,62,764	3,62,764	3,70,019	Transit
	GOA	Comprehensive	Above 190 & Upto 300 tons	4,54,192	4,54,192	4,63,276	Turnaround within 4 hours
	GOA	Comprehensive	Above 190 & Upto 300 tons	5,97,203	5,97,203	6,09,147	Turnaround beyond 4 hours
	GOA	Comprehensive	Above 300 tons	4,17,818	4,17,818	4,26,174	Transit
	GOA	Comprehensive	Above 300 tons	5,23,009	5,23,009	5,33,469	Turnaround within 4 hours

	GOA	Comprehensive	Above 300 tons	6,87,836	6,87,836	7,01,592	Turnaround beyond 4 hours
	GOA	Comprehensive	Up to including 5 Ton	14,690	14,690	14,984	Per flight
	GOA	Comprehensive	Up to including 5 Ton(Foreign)	24,277	24,277	24,762	Per flight
	GOA	Comprehensive	Above 5 tons & Up to & including 10 tons	16,385	16,385	16,713	Per flight
	GOA	Comprehensive	Above 5 tons & Up to & including 10 tons(Foreign)	40,461	40,461	41,270	Per flight
	GOA	Comprehensive	Above 10 tons & Up to & including 20 tons	25,425	25,425	25,934	Per flight
	GOA	Comprehensive	Above 10 tons & Up to & including 20 tons(Foreign)	52,599	52,599	53,651	Per flight
	GOA	Comprehensive	Above 20 tons & Up to & Including 30 tons	28,250	28,250	28,815	Per flight
	GOA	Comprehensive	Above 20 tons & Up to & Including 30 tons(Foreign)	60,691	60,691	61,905	Per flight
	GOA	Comprehensive	Above 30 tons & Up to & including 50 tons	46,330	46,330	47,257	Per flight

	GOA	Comprehensive	Above 30 tons & Up to & including 50 tons(Foreign)	82,945	82,945	84,604	Per flight
	GOA	Comprehensive	Above 50 tons & Up to & including 70 tons	54,240	54,240	55,325	Per flight
	GOA	Comprehensive	Above 50 tons & Up to & including 70 tons(Foreign)	1,27,452	1,27,452	1,30,001	Per flight
	GOA	Comprehensive	Above 70 tons & Up to & Including 100 tons	79,100	79,100	80,682	Per flight
	GOA	Comprehensive	Above 70 tons & Up to & Including 100 tons(Foreign)	1,65,890	1,65,890	1,69,207	Per flight
	GOA	Comprehensive	Falcon 2000EX Easy	23,165	23,165	23,628	Per flight
	GOA	Comprehensive	Gulfstream200	28,250	28,250	28,815	Per flight
	GOA	Comprehensive	Hawker 850 XP	25,425	25,425	25,934	Per flight
	GOA	Comprehensive	B1900D	14,690	14,690	14,984	Per flight
	GOA	Comprehensive	Bell	14,690	14,690	14,984	Per flight
	GOA	Comprehensive	Gulfstream 5	37,290	37,290	38,036	Per flight
	GOA	Comprehensive	B747 Cargo Freighter	6,87,834	6,87,834	7,01,591	Per flight
	GOA	Comprehensive	Diamond DA42	14,690	14,690	14,984	Per flight

	GOA	Comprehensive	Embraer 500(Phenom 100)	14,690	14,690	14,984	Per flight
	GOA	Comprehensive	Gulfstream- V/IV/Global Jet/Embraer-135/ Challenger- 604/Falcon 900/Lear Jet/Citation	40,462	40,462	41,271	Below 20 tons
	GOA	Comprehensive	Gulfstream- V/IV/Global Jet/Embraer-135/ Challenger- 604/Falcon 900/Lear Jet/Citation	92,574	92,574	94,426	20 to 40 tons
	GOA	Comprehensive	Gulfstream- V/IV/Global Jet/Embraer-135/ Challenger- 604/Falcon 900/Lear Jet/Citation	1,27,452	1,27,452	1,30,001	41 to 70 Tons
	GOA	Comprehensive	Gulfstream- V/IV/Global Jet/Embraer-135/ Challenger- 604/Falcon 900/Lear Jet/Citation	44,507	44,507	45,397	Per flight (Foreign aircraft)

	GOA	Comprehensive	Gulfstream-V/IV/Global Jet/Embraer-135/ Challenger-604/Falcon 900/Lear Jet/Citation	1,21,382	1,21,382	1,23,810	50 to 70 tons
	GOA	Comprehensive	Gulfstream-V/IV/Global Jet/Embraer-135/ Challenger-604/Falcon 900/Lear Jet/Citation	1,65,890	1,65,890	1,69,207	70 to 100 Tons
	GOA	Comprehensive	Bell 407 GX Helicopter	9,605	9,605	9,797	Per flight
	GOA	Comprehensive	Pilatus PC-12-47 E	9,605	9,605	9,797	Per flight
	GOA	Comprehensive	Beechcraft B200 GT	11,272	11,272	11,497	Per flight
	GOA	Comprehensive	Learjet 45 XR	11,272	11,272	11,497	Per flight
	GOA	Comprehensive	Embrear EMB500	14,690	14,690	14,984	Per flight
	GOA	Comprehensive	Piaggion P180	14,690	14,690	14,984	Per flight

AIR INDIA AIR TRANSPORT SERVICES LTD. (AIATSL)
Annual Tariff Proposal for FY2019-20 and FY2020-21

					PROJECTION		
Sr.No.	STATION	SERVICES	A/C Type	Existing Rates (In INR)		FY 2020-21	
	Rates are inclusive of Airport Royalty and excludes Govt. Taxes						
5	Jaipur	Comprehensive	A300	2,52,476	2,52,476	2,85,298	Per flight
	Jaipur	Comprehensive	A320	1,83,611	1,83,611	2,07,481	Per flight
	Jaipur	Comprehensive	A321	1,83,611	1,83,611	2,07,481	Per flight
	Jaipur	Comprehensive	A330	2,52,476	2,52,476	2,85,298	Per flight
	Jaipur	Comprehensive	b737	1,83,611	1,83,611	2,07,481	Per flight
	Jaipur	Comprehensive	B747	2,74,567	2,74,567	3,10,261	Per flight
	Jaipur	Comprehensive	B767	2,52,476	2,52,476	2,85,298	Per flight
	Jaipur	Comprehensive	Fokker 100	85,373	85,373	96,471	Per flight
	Jaipur	Comprehensive	A319	85,373	85,373	96,471	Per flight
	Jaipur	Comprehensive	ERJ 190	72,830	72,830	82,297	Per flight
	Jaipur	Comprehensive	Upto and 190 tons (Narrow Body Aircraft)	1,65,161	1,65,161	1,86,632	Transit

	Jaipur	Comprehensive	Upto and 190 tons (Narrow Body Aircraft)	2,06,451	2,06,451	2,33,290	Turnaround within 4 hours
	Jaipur	Comprehensive	Upto and 190 tons (Narrow Body Aircraft)	2,71,897	2,71,897	3,07,244	Turnaround beyond 4 hours
	Jaipur	Comprehensive	Upto and 190 tons (Wide Body Aircraft)	3,06,727	3,06,727	3,46,602	Transit
	Jaipur	Comprehensive	Upto and 190 tons (Wide Body Aircraft)	3,83,409	3,83,409	4,33,252	Turnaround within 4 hours
	Jaipur	Comprehensive	Upto and 190 tons (Wide Body Aircraft)	5,04,952	5,04,952	5,70,596	Turnaround beyond 4 hours
	Jaipur	Comprehensive	Above 190 & Upto 300 tons	3,62,764	3,62,764	4,09,923	Transit
	Jaipur	Comprehensive	Above 190 & Upto 300 tons	4,54,192	4,54,192	5,13,237	Turnaround within 4 hours
	Jaipur	Comprehensive	Above 190 & Upto 300 tons	5,97,203	5,97,203	6,74,839	Turnaround beyond 4 hours
	Jaipur	Comprehensive	Above 300 tons	4,17,818	4,17,818	4,72,134	Transit
	Jaipur	Comprehensive	Above 300 tons	5,23,009	5,23,009	5,91,000	Turnaround within 4 hours
	Jaipur	Comprehensive	Above 300 tons	6,87,836	6,87,836	7,77,254	Turnaround beyond 4 hours
	Jaipur	Comprehensive	Up to including 5 Ton	14,690	14,690	16,600	Per flight

	Jaipur	Comprehensive	Up to including 5 Ton(Foreign)	24,277	24,277	27,433	Per flight
	Jaipur	Comprehensive	Above 5 tons & Up to & including 10 tons	16,385	16,385	18,515	Per flight
	Jaipur	Comprehensive	Above 5 tons & Up to & including 10 tons(Foreign)	40,461	40,461	45,721	Per flight
	Jaipur	Comprehensive	Above 10 tons & Up to & including 20 tons	25,425	25,425	28,730	Per flight
	Jaipur	Comprehensive	Above 10 tons & Up to & including 20 tons(Foreign)	52,599	52,599	59,437	Per flight
	Jaipur	Comprehensive	Above 20 tons & Up to & Including 30 tons	28,250	28,250	31,923	Per flight
	Jaipur	Comprehensive	Above 20 tons & Up to & Including 30 tons(Foreign)	60,691	60,691	68,581	Per flight
	Jaipur	Comprehensive	Above 30 tons & Up to & including 50 tons	46,330	46,330	52,353	Per flight
	Jaipur	Comprehensive	Above 30 tons & Up to & including 50 tons(Foreign)	82,945	82,945	93,728	Per flight

	Jaipur	Comprehensive	Above 50 tons & Up to & including 70 tons	54,240	54,240	61,291	Per flight
	Jaipur	Comprehensive	Above 50 tons & Up to & including 70 tons(Foreign)	1,27,452	1,27,452	1,44,020	Per flight
	Jaipur	Comprehensive	Above 70 tons & Up to & Including 100 tons	79,100	79,100	89,383	Per flight
	Jaipur	Comprehensive	Above 70 tons & Up to & Including 100 tons(Foreign)	1,65,890	1,65,890	1,87,455	Per flight
	Jaipur	Comprehensive	Falcon 2000EX Easy	23,165	23,165	26,176	Per flight
	Jaipur	Comprehensive	Gulfstream200	28,250	28,250	31,923	Per flight
	Jaipur	Comprehensive	Hawker 850 XP	25,425	25,425	28,730	Per flight
	Jaipur	Comprehensive	B1900D	14,690	14,690	16,600	Per flight
	Jaipur	Comprehensive	Bell	14,690	14,690	16,600	Per flight
	Jaipur	Comprehensive	Gulfstream 5	37,290	37,290	42,138	Per flight
	Jaipur	Comprehensive	B747 Cargo Freighter	6,87,834	6,87,834	7,77,253	Per flight
	Jaipur	Comprehensive	Diamond DA42	14,690	14,690	16,600	Per flight
	Jaipur	Comprehensive	Embraer 500(Phenom 100)	14,690	14,690	16,600	Per flight

	Jaipur	Comprehensive	Gulfstream-V/IV/Global Jet/Embraer-135/ Challenger-604/Falcon 900/Lear Jet/Citation	40,462	40,462	45,722	Below 20 tons
	Jaipur	Comprehensive	Gulfstream-V/IV/Global Jet/Embraer-135/ Challenger-604/Falcon 900/Lear Jet/Citation	92,574	92,574	1,04,609	20 to 40 tons
	Jaipur	Comprehensive	Gulfstream-V/IV/Global Jet/Embraer-135/ Challenger-604/Falcon 900/Lear Jet/Citation	1,27,452	1,27,452	1,44,020	41 to 70 Tons
	Jaipur	Comprehensive	Gulfstream-V/IV/Global Jet/Embraer-135/ Challenger-604/Falcon 900/Lear Jet/Citation	44,507	44,507	50,293	Per flight (Foreign aircraft)
	Jaipur	Comprehensive	Gulfstream-V/IV/Global Jet/Embraer-135/ Challenger-604/Falcon 900/Lear Jet/Citation	1,21,382	1,21,382	1,37,162	50 to 70 tons

	Jaipur	Comprehensive	Gulfstream-V/IV/Global Jet/Embraer-135/ Challenger-604/Falcon 900/Lear Jet/Citation	1,65,890	1,65,890	1,87,455	70 to 100 Tons
	Jaipur	Comprehensive	Bell 407 GX Helicopter	9,605	9,605	10,854	Per flight
	Jaipur	Comprehensive	Pilatus PC-12-47 E	9,605	9,605	10,854	Per flight
	Jaipur	Comprehensive	Beechcraft B200 GT	11,272	11,272	12,737	Per flight
	Jaipur	Comprehensive	Learjet 45 XR	11,272	11,272	12,737	Per flight
	Jaipur	Comprehensive	Embrear EMB500	14,690	14,690	16,600	Per flight
	Jaipur	Comprehensive	Piaggion P180	14,690	14,690	16,600	Per flight

AIR INDIA AIR TRANSPORT SERVICES LTD. (AIATSL)

Annual Tariff Proposal for FY2019-20 and FY20-2021

					PROJECTION		
Sr.No.	STATION	SERVICES	A/C Type	Existing Rates (In INR)	FY 2019-20	FY 2020-21	
	Rates are inclusive of Airport Royalty and excludes Govt. Taxes						
6	Lucknow	Comprehensive	ATR-42/ATR-72	44,507	44,507	45,397	Per flight
	Lucknow	Comprehensive	A330	1,61,843	1,61,843	1,65,080	Per flight
	Lucknow	Comprehensive	B777/A330/A300/B787-9	1,73,982	1,73,982	1,77,461	Per flight
	Lucknow	Comprehensive	A320/A321	89,013	89,013	90,794	Per flight
	Lucknow	Comprehensive	B737	82,540	82,540	84,191	Per flight
	Lucknow	Comprehensive	Fokker 100	85,373	85,373	87,080	Per flight
	Lucknow	Comprehensive	A319	85,373	85,373	87,080	Per flight
	Lucknow	Comprehensive	ERJ 190	72,830	72,830	74,286	Per flight
	Lucknow	Comprehensive	Upto and 190 tons (Narrow Body Aircraft)	1,65,161	1,65,161	1,68,464	Transit
	Lucknow	Comprehensive	Upto and 190 tons (Narrow Body Aircraft)	2,06,451	2,06,451	2,10,580	Turnaround within 4 hours
	Lucknow	Comprehensive	Upto and 190 tons (Narrow Body Aircraft)	2,71,897	2,71,897	2,77,335	Turnaround beyond 4 hours

	Lucknow	Comprehensive	Upto and 190 tons (Wide Body Aircraft)	3,06,727	3,06,727	3,12,862	Transit
	Lucknow	Comprehensive	Upto and 190 tons (Wide Body Aircraft)	3,83,409	3,83,409	3,91,077	Turnaround within 4 hours
	Lucknow	Comprehensive	Upto and 190 tons (Wide Body Aircraft)	5,04,952	5,04,952	5,15,051	Turnaround beyond 4 hours
	Lucknow	Comprehensive	Above 190 & Upto 300 tons	3,62,764	3,62,764	3,70,019	Transit
	Lucknow	Comprehensive	Above 190 & Upto 300 tons	4,54,192	4,54,192	4,63,276	Turnaround within 4 hours
	Lucknow	Comprehensive	Above 190 & Upto 300 tons	5,97,203	5,97,203	6,09,147	Turnaround beyond 4 hours
	Lucknow	Comprehensive	Above 300 tons	4,17,818	4,17,818	4,26,174	Transit
	Lucknow	Comprehensive	Above 300 tons	5,23,009	5,23,009	5,33,469	Turnaround within 4 hours
	Lucknow	Comprehensive	Above 300 tons	6,87,836	6,87,836	7,01,592	Turnaround beyond 4 hours
	Lucknow	Comprehensive	Up to including 5 Ton	14,690	14,690	14,984	Per flight
	Lucknow	Comprehensive	Up to including 5 Ton(Foreign)	24,277	24,277	24,762	Per flight
	Lucknow	Comprehensive	Above 5 tons & Up to & including 10 tons	16,385	16,385	16,713	Per flight

	Lucknow	Comprehensive	Above 5 tons & Up to & including 10 tons(Foreign)	40,461	40,461	41,270	Per flight
	Lucknow	Comprehensive	Above 10 tons & Up to & including 20 tons	25,425	25,425	25,934	Per flight
	Lucknow	Comprehensive	Above 10 tons & Up to & including 20 tons(Foreign)	52,599	52,599	53,651	Per flight
	Lucknow	Comprehensive	Above 20 tons & Up to & Including 30 tons	28,250	28,250	28,815	Per flight
	Lucknow	Comprehensive	Above 20 tons & Up to & Including 30 tons(Foreign)	60,691	60,691	61,905	Per flight
	Lucknow	Comprehensive	Above 30 tons & Up to & including 50 tons	46,330	46,330	47,257	Per flight
	Lucknow	Comprehensive	Above 30 tons & Up to & including 50 tons(Foreign)	82,945	82,945	84,604	Per flight
	Lucknow	Comprehensive	Above 50 tons & Up to & including 70 tons	54,240	54,240	55,325	Per flight
	Lucknow	Comprehensive	Above 50 tons & Up to & including 70 tons(Foreign)	1,27,452	1,27,452	1,30,001	Per flight
	Lucknow	Comprehensive	Above 70 tons & Up to & Including 100 tons	79,100	79,100	80,682	Per flight

	Lucknow	Comprehensive	Above 70 tons & Up to & Including 100 tons(Foreign)	1,65,890	1,65,890	1,69,207	Per flight
	Lucknow	Comprehensive	Falcon 2000EX Easy	23,165	23,165	23,628	Per flight
	Lucknow	Comprehensive	Gulfstream200	28,250	28,250	28,815	Per flight
	Lucknow	Comprehensive	Hawker 850 XP	25,425	25,425	25,934	Per flight
	Lucknow	Comprehensive	B1900D	14,690	14,690	14,984	Per flight
	Lucknow	Comprehensive	Bell	14,690	14,690	14,984	Per flight
	Lucknow	Comprehensive	Gulfstream 5	37,290	37,290	38,036	Per flight
	Lucknow	Comprehensive	B747 Cargo Freighter	6,87,834	6,87,834	7,01,591	Per flight
	Lucknow	Comprehensive	Diamond DA42	14,690	14,690	14,984	Per flight
	Lucknow	Comprehensive	Embraer 500(Phenom 100)	14,690	14,690	14,984	Per flight
	Lucknow	Comprehensive	Gulfstream-V/IV/Global Jet/Embraer-135/ Challenger-604/Falcon 900/Lear Jet/Citation	40,462	40,462	41,271	Below 20 tons
	Lucknow	Comprehensive	Gulfstream-V/IV/Global Jet/Embraer-135/ Challenger-604/Falcon 900/Lear Jet/Citation	92,574	92,574	94,426	20 to 40 tons

	Lucknow	Comprehensive	Gulfstream-V/IV/Global Jet/Embraer-135/ Challenger-604/Falcon 900/Lear Jet/Citation	1,27,452	1,27,452	1,30,001	41 to 70 Tons
	Lucknow	Comprehensive	Gulfstream-V/IV/Global Jet/Embraer-135/ Challenger-604/Falcon 900/Lear Jet/Citation	44,507	44,507	45,397	Per flight (Foreign aircraft)
	Lucknow	Comprehensive	Gulfstream-V/IV/Global Jet/Embraer-135/ Challenger-604/Falcon 900/Lear Jet/Citation	1,21,382	1,21,382	1,23,810	50 to 70 tons
	Lucknow	Comprehensive	Gulfstream-V/IV/Global Jet/Embraer-135/ Challenger-604/Falcon 900/Lear Jet/Citation	1,65,890	1,65,890	1,69,207	70 to 100 Tons
	Lucknow	Comprehensive	Bell 407 GX Helicopter	9,605	9,605	9,797	Per flight
	Lucknow	Comprehensive	Pilatus PC-12-47 E	9,605	9,605	9,797	Per flight
	Lucknow	Comprehensive	Beechcraft B200 GT	11,272	11,272	11,497	Per flight
	Lucknow	Comprehensive	Learjet 45 XR	11,272	11,272	11,497	Per flight
	Lucknow	Comprehensive	Embrear EMB500	14,690	14,690	14,984	Per flight

	Lucknow	Comprehensive	Piaggion P180	14,690	14,690	14,984	Per flight
--	---------	---------------	---------------	--------	--------	--------	------------

AIR INDIA AIR TRANSPORT SERVICES LTD. (AIATSL)
Annual Tariff Proposal for FY2019-20 and FY20-2021

					PROJECTION		
Sr.No.	STATION	SERVICES	A/C Type	Existing Rates (In INR)	FY 2019-20	FY 2020-21	
	Rates are inclusive of Airport Royalty and excludes Govt. Taxes						
7	Patna	Comprehensive	A330	1,61,843	1,61,843	1,65,080	Per flight
	Patna	Comprehensive	B737	82,540	82,540	84,191	Per flight
	Patna	Comprehensive	Fokker 100	85,373	85,373	87,080	Per flight
	Patna	Comprehensive	A319	85,373	85,373	87,080	Per flight
	Patna	Comprehensive	A320	85,373	85,373	87,080	Per flight
	Patna	Comprehensive	A321	85,373	85,373	87,080	Per flight
	Patna	Comprehensive	ERJ 190	72,830	72,830	74,286	Per flight
	Patna	Comprehensive	Upto and 190 tons (Narrow Body Aircraft)	1,65,161	1,65,161	1,68,464	Transit
	Patna	Comprehensive	Upto and 190 tons (Narrow Body Aircraft)	2,06,451	2,06,451	2,10,580	Turnaround within 4 hours
	Patna	Comprehensive	Upto and 190 tons (Narrow Body Aircraft)	2,71,897	2,71,897	2,77,335	Turnaround beyond 4 hours
	Patna	Comprehensive	Upto and 190 tons (Wide Body Aircraft)	3,06,727	3,06,727	3,12,862	Transit

	Patna	Comprehensive	Upto and 190 tons (Wide Body Aircraft)	3,83,409	3,83,409	3,91,077	Turnaround within 4 hours
	Patna	Comprehensive	Upto and 190 tons (Wide Body Aircraft)	5,04,952	5,04,952	5,15,051	Turnaround beyond 4 hours
	Patna	Comprehensive	Above 190 & Upto 300 tons	3,62,764	3,62,764	3,70,019	Transit
	Patna	Comprehensive	Above 190 & Upto 300 tons	4,54,192	4,54,192	4,63,276	Turnaround within 4 hours
	Patna	Comprehensive	Above 190 & Upto 300 tons	5,97,203	5,97,203	6,09,147	Turnaround beyond 4 hours
	Patna	Comprehensive	Above 300 tons	4,17,818	4,17,818	4,26,174	Transit
	Patna	Comprehensive	Above 300 tons	5,23,009	5,23,009	5,33,469	Turnaround within 4 hours
	Patna	Comprehensive	Above 300 tons	6,87,836	6,87,836	7,01,592	Turnaround beyond 4 hours
	Patna	Comprehensive	Up to including 5 Ton	14,690	14,690	14,984	Per flight
	Patna	Comprehensive	Up to including 5 Ton(Foreign)	24,277	24,277	24,762	Per flight
	Patna	Comprehensive	Above 5 tons & Up to & including 10 tons	16,385	16,385	16,713	Per flight
	Patna	Comprehensive	Above 5 tons & Up to & including 10 tons(Foreign)	40,461	40,461	41,270	Per flight

	Patna	Comprehensive	Above 10 tons & Up to & including 20 tons	25,425	25,425	25,934	Per flight
	Patna	Comprehensive	Above 10 tons & Up to & including 20 tons(Foreign)	52,599	52,599	53,651	Per flight
	Patna	Comprehensive	Above 20 tons & Up to & Including 30 tons	28,250	28,250	28,815	Per flight
	Patna	Comprehensive	Above 20 tons & Up to & Including 30 tons(Foreign)	60,691	60,691	61,905	Per flight
	Patna	Comprehensive	Above 30 tons & Up to & including 50 tons	46,330	46,330	47,257	Per flight
	Patna	Comprehensive	Above 30 tons & Up to & including 50 tons(Foreign)	82,945	82,945	84,604	Per flight
	Patna	Comprehensive	Above 50 tons & Up to & including 70 tons	54,240	54,240	55,325	Per flight
	Patna	Comprehensive	Above 50 tons & Up to & including 70 tons(Foreign)	1,27,452	1,27,452	1,30,001	Per flight
	Patna	Comprehensive	Above 70 tons & Up to & Including 100 tons	79,100	79,100	80,682	Per flight

	Patna	Comprehensive	Above 70 tons & Up to & Including 100 tons(Foreign)	1,65,890	1,65,890	1,69,207	Per flight
	Patna	Comprehensive	Falcon 2000EX Easy	23,165	23,165	23,628	Per flight
	Patna	Comprehensive	Gulfstream200	28,250	28,250	28,815	Per flight
	Patna	Comprehensive	Hawker 850 XP	25,425	25,425	25,934	Per flight
	Patna	Comprehensive	B1900D	14,690	14,690	14,984	Per flight
	Patna	Comprehensive	Bell	14,690	14,690	14,984	Per flight
	Patna	Comprehensive	Gulfstream 5	37,290	37,290	38,036	Per flight
	Patna	Comprehensive	B747 Cargo Freighter	6,87,834	6,87,834	7,01,591	Per flight
	Patna	Comprehensive	Diamond DA42	14,690	14,690	14,984	Per flight
	Patna	Comprehensive	Embraer 500(Phenom 100)	14,690	14,690	14,984	Per flight
	Patna	Comprehensive	Gulfstream-V/IV/Global Jet/Embraer-135/ Challenger-604/Falcon 900/Lear Jet/Citation	40,462	40,462	41,271	Below 20 tons
	Patna	Comprehensive	Gulfstream-V/IV/Global Jet/Embraer-135/ Challenger-604/Falcon 900/Lear Jet/Citation	92,574	92,574	94,426	20 to 40 tons

	Patna	Comprehensive	Gulfstream-V/IV/Global Jet/Embraer-135/ Challenger-604/Falcon 900/Lear Jet/Citation	1,27,452	1,27,452	1,30,001	41 to 70 Tons
	Patna	Comprehensive	Gulfstream-V/IV/Global Jet/Embraer-135/ Challenger-604/Falcon 900/Lear Jet/Citation	44,507	44,507	45,397	Per flight (Foreign aircraft)
	Patna	Comprehensive	Gulfstream-V/IV/Global Jet/Embraer-135/ Challenger-604/Falcon 900/Lear Jet/Citation	1,21,382	1,21,382	1,23,810	50 to 70 tons
	Patna	Comprehensive	Gulfstream-V/IV/Global Jet/Embraer-135/ Challenger-604/Falcon 900/Lear Jet/Citation	1,65,890	1,65,890	1,69,207	70 to 100 Tons
	Patna	Comprehensive	Bell 407 GX Helicopter	9,605	9,605	9,797	Per flight
	Patna	Comprehensive	Pilatus PC-12-47 E	9,605	9,605	9,797	Per flight
	Patna	Comprehensive	Beechcraft B200 GT	11,272	11,272	11,497	Per flight
	Patna	Comprehensive	Learjet 45 XR	11,272	11,272	11,497	Per flight
	Patna	Comprehensive	Embrear EMB500	14,690	14,690	14,984	Per flight

	Patna	Comprehensive	Piaggion P180	14,690	14,690	14,984	Per flight
--	-------	---------------	---------------	--------	--------	--------	------------

AIR INDIA AIR TRANSPORT SERVICES LTD. (AIATSL)

Annual Tariff Proposal for FY2019-20 and FY202021

Pune Airport

[In Rupees]

Pune Airport							
Sr.No.	STATION	SERVICES	A/C Type	Existing Rates (In INR)	PROJECTION		
					FY 2019-20	FY 2020-21	
	Rates are inclusive of Airport Royalty and excludes Govt. Taxes						
8	Pune	Comprehensive	B 737	50,850	50,850	51,867	Per flight
	Pune	Comprehensive	Fokker 100	85,373	85,373	87,080	Per flight
	Pune	Comprehensive	A319	85,373	85,373	87,080	Per flight
	Pune	Comprehensive	A320	85,373	85,373	87,080	Per flight
	Pune	Comprehensive	A321	85,373	85,373	87,080	Per flight
	Pune	Comprehensive	ERJ 190	72,830	72,830	74,286	Per flight
	Pune	Comprehensive	Upto and 190 tons (Narrow Body Aircraft)	1,65,161	1,65,161	1,68,464	Transit
	Pune	Comprehensive	Upto and 190 tons (Narrow Body Aircraft)	2,06,451	2,06,451	2,10,580	Turnaround within 4 hours
	Pune	Comprehensive	Upto and 190 tons (Narrow Body Aircraft)	2,71,897	2,71,897	2,77,335	Turnaround beyond 4 hours
	Pune	Comprehensive	Upto and 190 tons (Wide Body Aircraft)	3,06,727	3,06,727	3,12,862	Transit
	Pune	Comprehensive	Upto and 190 tons (Wide Body Aircraft)	3,83,409	3,83,409	3,91,077	Turnaround within 4 hours

	Pune	Comprehensive	Upto and 190 tons (Wide Body Aircraft)	5,04,952	5,04,952	5,15,051	Turnaround beyond 4 hours
	Pune	Comprehensive	Above 190 & Upto 300 tons	3,62,764	3,62,764	3,70,019	Transit
	Pune	Comprehensive	Above 190 & Upto 300 tons	4,54,192	4,54,192	4,63,276	Turnaround within 4 hours
	Pune	Comprehensive	Above 190 & Upto 300 tons	5,97,203	5,97,203	6,09,147	Turnaround beyond 4 hours
	Pune	Comprehensive	Above 300 tons	4,17,818	4,17,818	4,26,174	Transit
	Pune	Comprehensive	Above 300 tons	5,23,009	5,23,009	5,33,469	Turnaround within 4 hours
	Pune	Comprehensive	Above 300 tons	6,87,836	6,87,836	7,01,592	Turnaround beyond 4 hours
	Pune	Comprehensive	Up to including 5 Ton	14,690	14,690	14,984	Per flight
	Pune	Comprehensive	Up to including 5 Ton(Foreign)	24,277	24,277	24,762	Per flight
	Pune	Comprehensive	Above 5 tons & Up to & including 10 tons	16,385	16,385	16,713	Per flight
	Pune	Comprehensive	Above 5 tons & Up to & including 10 tons(Foreign)	40,461	40,461	41,270	Per flight
	Pune	Comprehensive	Above 10 tons & Up to & including 20 tons	25,425	25,425	25,934	Per flight
	Pune	Comprehensive	Above 10 tons & Up to & including 20 tons(Foreign)	52,599	52,599	53,651	Per flight

	Pune	Comprehensive	Above 20 tons & Up to & Including 30 tons	28,250	28,250	28,815	Per flight
	Pune	Comprehensive	Above 20 tons & Up to & Including 30 tons(Foreign)	60,691	60,691	61,905	Per flight
	Pune	Comprehensive	Above 30 tons & Up to & including 50 tons	46,330	46,330	47,257	Per flight
	Pune	Comprehensive	Above 30 tons & Up to & including 50 tons(Foreign)	82,945	82,945	84,604	Per flight
	Pune	Comprehensive	Above 50 tons & Up to & including 70 tons	54,240	54,240	55,325	Per flight
	Pune	Comprehensive	Above 50 tons & Up to & including 70 tons(Foreign)	1,27,452	1,27,452	1,30,001	Per flight
	Pune	Comprehensive	Above 70 tons & Up to & Including 100 tons	79,100	79,100	80,682	Per flight
	Pune	Comprehensive	Above 70 tons & Up to & Including 100 tons(Foreign)	1,65,890	1,65,890	1,69,207	Per flight
	Pune	Comprehensive	Falcon 2000EX Easy	23,165	23,165	23,628	Per flight
	Pune	Comprehensive	Gulfstream200	28,250	28,250	28,815	Per flight
	Pune	Comprehensive	Hawker 850 XP	25,425	25,425	25,934	Per flight
	Pune	Comprehensive	B1900D	14,690	14,690	14,984	Per flight
	Pune	Comprehensive	Bell	14,690	14,690	14,984	Per flight
	Pune	Comprehensive	Gulfstream 5	37,290	37,290	38,036	Per flight
	Pune	Comprehensive	B747 Cargo Freighter	6,87,834	6,87,834	7,01,591	Per flight
	Pune	Comprehensive	Diamond DA42	14,690	14,690	14,984	Per flight
	Pune	Comprehensive	Embraer 500(Phenom 100)	14,690	14,690	14,984	Per flight

	Pune	Comprehensive	Gulfstream-V/IV/Global Jet/Embraer-135/ Challenger-604/Falcon 900/Lear Jet/Citation	40,462	40,462	41,271	Below 20 tons
	Pune	Comprehensive	Gulfstream-V/IV/Global Jet/Embraer-135/ Challenger-604/Falcon 900/Lear Jet/Citation	92,574	92,574	94,426	20 to 40 tons
	Pune	Comprehensive	Gulfstream-V/IV/Global Jet/Embraer-135/ Challenger-604/Falcon 900/Lear Jet/Citation	1,27,452	1,27,452	1,30,001	41 to 70 Tons
	Pune	Comprehensive	Gulfstream-V/IV/Global Jet/Embraer-135/ Challenger-604/Falcon 900/Lear Jet/Citation	44,507	44,507	45,397	Per flight (Foreign aircraft)
	Pune	Comprehensive	Gulfstream-V/IV/Global Jet/Embraer-135/ Challenger-604/Falcon 900/Lear Jet/Citation	1,21,382	1,21,382	1,23,810	50 to 70 tons
	Pune	Comprehensive	Gulfstream-V/IV/Global Jet/Embraer-135/ Challenger-604/Falcon 900/Lear Jet/Citation	1,65,890	1,65,890	1,69,207	70 to 100 Tons
	Pune	Comprehensive	Bell 407 GX Helicopter	9,605	9,605	9,797	Per flight
	Pune	Comprehensive	Pilatus PC-12-47 E	9,605	9,605	9,797	Per flight
	Pune	Comprehensive	Beechcraft B200 GT	11,272	11,272	11,497	Per flight
	Pune	Comprehensive	Learjet 45 XR	11,272	11,272	11,497	Per flight

	Pune	Comprehensive	Embrear EMB500	14,690	14,690	14,984	Per flight
	Pune	Comprehensive	Piaggion P180	14,690	14,690	14,984	Per flight

AIR INDIA AIR TRANSPORT SERVICES LTD. (AIATSL)
Annual Tariff Proposal for FY2019-20 and FY202021

Varanasi Airport

[In Rupees]

					PROJECTION		
Sr.N o.	STATION	SERVICES	A/C Type	Existing Rates (In INR)	FY 2019- 20	FY 2020-21	
	Rates are inclusive of Airport Royalty and excludes Govt. Taxes						
9	Varanasi	Comprehensive	ATR-42	44,507	44,507	45,397	Per flight
	Varanasi	Comprehensive	ATR-72	44,507	44,507	45,397	Per flight
	Varanasi	Comprehensive	A300	2,52,476	2,52,476	2,57,525	Per flight
	Varanasi	Comprehensive	A319	1,83,611	1,83,611	1,87,284	Per flight
	Varanasi	Comprehensive	A320	1,83,611	1,83,611	1,87,284	Per flight
	Varanasi	Comprehensive	A321	1,83,611	1,83,611	1,87,284	Per flight
	Varanasi	Comprehensive	A330	2,52,476	2,52,476	2,57,525	Per flight
	Varanasi	Comprehensive	B737	1,83,611	1,83,611	1,87,284	Per flight
	Varanasi	Comprehensive	B747	2,74,567	2,74,567	2,80,059	Per flight
	Varanasi	Comprehensive	B767	2,52,476	2,52,476	2,57,525	Per flight
	Varanasi	Comprehensive	Fokker 100	85,373	85,373	87,080	Per flight
	Varanasi	Comprehensive	A319	85,373	85,373	87,080	Per flight

	Varanasi	Comprehensive	A320	85,373	85,373	87,080	Per flight
	Varanasi	Comprehensive	A321	85,373	85,373	87,080	Per flight
	Varanasi	Comprehensive	ERJ 190	72,830	72,830	74,286	Per flight
	Varanasi	Comprehensive	Upto and 190 tons (Narrow Body Aircraft)	1,65,161	1,65,161	1,68,464	Transit
	Varanasi	Comprehensive	Upto and 190 tons (Narrow Body Aircraft)	2,06,451	2,06,451	2,10,580	Turnaround within 4 hours
	Varanasi	Comprehensive	Upto and 190 tons (Narrow Body Aircraft)	2,71,897	2,71,897	2,77,335	Turnaround beyond 4 hours
	Varanasi	Comprehensive	Upto and 190 tons (Wide Body Aircraft)	3,06,727	3,06,727	3,12,862	Transit
	Varanasi	Comprehensive	Upto and 190 tons (Wide Body Aircraft)	3,83,409	3,83,409	3,91,077	Turnaround within 4 hours
	Varanasi	Comprehensive	Upto and 190 tons (Wide Body Aircraft)	5,04,952	5,04,952	5,15,051	Turnaround beyond 4 hours
	Varanasi	Comprehensive	Above 190 & Upto 300 tons	3,62,764	3,62,764	3,70,019	Transit
	Varanasi	Comprehensive	Above 190 & Upto 300 tons	4,54,192	4,54,192	4,63,276	Turnaround within 4 hours
	Varanasi	Comprehensive	Above 190 & Upto 300 tons	5,97,203	5,97,203	6,09,147	Turnaround beyond 4 hours

	Varanasi	Comprehensive	Above 300 tons	4,17,818	4,17,818	4,26,174	Transit
	Varanasi	Comprehensive	Above 300 tons	5,23,009	5,23,009	5,33,469	Turnaround within 4 hours
	Varanasi	Comprehensive	Above 300 tons	6,87,836	6,87,836	7,01,592	Turnaround beyond 4 hours
	Varanasi	Comprehensive	Up to including 5 Ton	14,690	14,690	14,984	Per flight
	Varanasi	Comprehensive	Up to including 5 Ton(Foreign)	24,277	24,277	24,762	Per flight
	Varanasi	Comprehensive	Above 5 tons & Up to & including 10 tons	16,385	16,385	16,713	Per flight
	Varanasi	Comprehensive	Above 5 tons & Up to & including 10 tons(Foreign)	40,461	40,461	41,270	Per flight
	Varanasi	Comprehensive	Above 10 tons & Up to & including 20 tons	25,425	25,425	25,934	Per flight
	Varanasi	Comprehensive	Above 10 tons & Up to & including 20 tons(Foreign)	52,599	52,599	53,651	Per flight
	Varanasi	Comprehensive	Above 20 tons & Up to & Including 30 tons	28,250	28,250	28,815	Per flight
	Varanasi	Comprehensive	Above 20 tons & Up to & Including 30 tons(Foreign)	60,691	60,691	61,905	Per flight
	Varanasi	Comprehensive	Above 30 tons & Up to & including 50 tons	46,330	46,330	47,257	Per flight

	Varanasi	Comprehensive	Above 30 tons & Up to & including 50 tons(Foreign)	82,945	82,945	84,604	Per flight
	Varanasi	Comprehensive	Above 50 tons & Up to & including 70 tons	54,240	54,240	55,325	Per flight
	Varanasi	Comprehensive	Above 50 tons & Up to & including 70 tons(Foreign)	1,27,452	1,27,452	1,30,001	Per flight
	Varanasi	Comprehensive	Above 70 tons & Up to & Including 100 tons	79,100	79,100	80,682	Per flight
	Varanasi	Comprehensive	Above 70 tons & Up to & Including 100 tons(Foreign)	1,65,890	1,65,890	1,69,207	Per flight
	Varanasi	Comprehensive	Falcon 2000EX Easy	23,165	23,165	23,628	Per flight
	Varanasi	Comprehensive	Gulfstream200	28,250	28,250	28,815	Per flight
	Varanasi	Comprehensive	Hawker 850 XP	25,425	25,425	25,934	Per flight
	Varanasi	Comprehensive	B1900D	14,690	14,690	14,984	Per flight
	Varanasi	Comprehensive	Bell	14,690	14,690	14,984	Per flight
	Varanasi	Comprehensive	Gulfstream 5	37,290	37,290	38,036	Per flight
	Varanasi	Comprehensive	B747 Cargo Freighter	6,87,834	6,87,834	7,01,591	Per flight

	Varanasi	Comprehensive	Diamond DA42	14,690	14,690	14,984	Per flight
	Varanasi	Comprehensive	Embraer 500(Phenom 100)	14,690	14,690	14,984	Per flight
	Varanasi	Comprehensive	Gulfstream-V/IV/Global Jet/Embraer-135/ Challenger-604/Falcon 900/Lear Jet/Citation	40,462	40,462	41,271	Below 20 tons
	Varanasi	Comprehensive	Gulfstream-V/IV/Global Jet/Embraer-135/ Challenger-604/Falcon 900/Lear Jet/Citation	92,574	92,574	94,426	20 to 40 tons
	Varanasi	Comprehensive	Gulfstream-V/IV/Global Jet/Embraer-135/ Challenger-604/Falcon 900/Lear Jet/Citation	1,27,452	1,27,452	1,30,001	41 to 70 Tons
	Varanasi	Comprehensive	Gulfstream-V/IV/Global Jet/Embraer-135/ Challenger-604/Falcon 900/Lear Jet/Citation	44,507	44,507	45,397	Per flight (Foreign aircraft)

	Varanasi	Comprehensive	Gulfstream-V/IV/Global Jet/Embraer-135/ Challenger-604/Falcon 900/Lear Jet/Citation	1,21,382	1,21,382	1,23,810	50 to 70 tons
	Varanasi	Comprehensive	Gulfstream-V/IV/Global Jet/Embraer-135/ Challenger-604/Falcon 900/Lear Jet/Citation	1,65,890	1,65,890	1,69,207	70 to 100 Tons
	Varanasi	Comprehensive	Bell 407 GX Helicopter	9,605	9,605	9,797	Per flight
	Varanasi	Comprehensive	Pilatus PC-12-47 E	9,605	9,605	9,797	Per flight
	Varanasi	Comprehensive	Beechcraft B200 GT	11,272	11,272	11,497	Per flight
	Varanasi	Comprehensive	Learjet 45 XR	11,272	11,272	11,497	Per flight
	Varanasi	Comprehensive	Embrear EMB500	14,690	14,690	14,984	Per flight
	Varanasi	Comprehensive	Piaggion P180	14,690	14,690	14,984	Per flight